Catalogue and Spare parts 2022/2023.

Fittings & innovative solutions. By SCHELL.

GRANDIS E
Kitchen fitting

XERIS E
Wash basin mixer

Responsibility for health.

SCHELL

Sanitary and Heating Fittings

Plant 1
Production with administration and training centre

Plant 2
Production with logistics centre

Quality and Innovation.

SCHELL - reliable partner for sanitary and heating - can look back over more than 85 years of experience in the design and manu-facture of practical sanitary and heating fittings.
High-quality basic materials and automated manufacturing processes are the foundation for quality fittings »Made by SCHELL in Germany«.

Furthermore, SCHELL continuously tackles new topics and turns them into innovative products which genuinely benefit to users and processors. This includes the economical use of resources such as drinking water, as well as high demands on design, uncompromising quality, easy installation and a comprehensive service tail-ored to the requirements of this professional trade.

SCHELL fittings fulfil many national and international approvals and have been awarded several prizes. This - together with the development of a customer-oriented product policy - is a further reason why our customers repeatedly choose SCHELL for decades. They have made the company successful.

With over 450 employees at its Olpe site, SCHELL is today a leading manufacturer of angle valves and appliance connection fittings and enjoys an excellent reputation throughout Europe and in many non-Euro-pean countries. In addition, SCHELL is regarded as a Specialist for networked fittings and drinking water hygiene in public and commercial sanitary rooms. Our partners include planners and investors.

As a globally active family-owned company, we live the balance between tradition, change and the future every day. We use the major trends of our time, such as digitization or sustainability, as opportunities for further development - for us and our customers.

For further information, please contact us.

SCHELL GmbH & Co. KG
Raiffeisenstraße 31
57462 Olpe
Germany

Telefon +49 2761 892-0
Telefax +49 2761 892-199
info@schell.eu
www.schell.eu

Weltmarktführer aus Südwestfalen
World market leader

Contents.

			Page
MPG	**PG 1**	**Wash basin-, shower- and kitchen fittings**	
18		Sanitary room controls	10 - 39
10/16		Wash basin-, kitchen fittings and accessories	40 - 97 / 90 - 91
11		Concealed wash basin fittings and accessories	98 - 101 / 106 - 113 / 128 - 129
12		Exposed wash basin fittings and accessories	102 - 105 / 114 - 127
13		Concealed showers and accessories	130 - 163
14		Exposed shower fittings and accessories	188 - 203
15		Shower panels and accessories	164 - 187
MPG	**PG 2**	**WC and urinal flush valves and Modules**	
20		Concealed WC flush valves and accessories	204 - 219
21		Exposed WC flush valves and accessories	220 - 227
22		Concealed urinal flush valves and accessories	228 - 243
23		Exposed urinal flush valves and accessories	244 - 253
28		**Modules and WC operating panels**	
		Overview / Product information	254 - 261
		WC operating panels	262 - 265
		WC modules with concealed cistern / Flush valve	266 - 274
		Urinal modules for exposed urinal flush valves / with flush valve	274 - 275
		Wash basin modules	276 - 277
		Modules for Shower / Bidet / Universal load	278 - 279
		Accessories	280 - 281
MPG	**PG 3**	**Appliance connection valves**	
		Overview / Product information	282 - 291
31		Draw-off taps	302 - 303
32		Auxiliary connection valves (AC valves)	304 - 308
33		Appliance valves, lockable sanitary handle (SCHELL SECUR)	292 - 293
34		Sink valves / Concealed valves	309 - 311
35		Head parts	312 - 313
36		Special fittings	314 - 315
37		Safety fittings	316 - 318
38		Frost-resistant outdoor taps	319
MPG	**PG 4**	**Angle valves**	
		Overview / Product information	320 - 325
40		Design angle valves / Siphons	326 - 334
41		Angle valves / Special angle valves	336 - 347
		- SCHELL QUICK system	348 - 349
		- Sampling angle valve / Angle valve thermostat	350 - 351 / 352 - 353
		- Pressure Balance Valve PBV	354 - 355
42		Inclined-seat valves	343
43		Screw connections / Single parts	356 - 365
44		Copper pipes	366 - 371
45		Flexible hoses - SCHELL Clean-Fix S / SCHELL Clean-Flex S	372- 373
47		Water meter angle valves / Accessories	374
48		Wall connection elbows	335
MPG	**PG 7**	**Central heating fittings**	
		Overview / Product information	376 - 379
72		Fill and drain valves	380 - 381
73		Radiator connections	382 - 383
		- Single- / Double connection valves for radiators	384 - 385
74		Accessories / Concealed valves	386 - 387
MPG	**PG 1-3**	**Spare parts**	
19		Wash basin- / shower- / kitchen fittings	394 - 433 / 434 - 465 / 418 - 419
29		WC- / Urinal flush valves	466 - 489 / 490 - 503
39		Frost resistant outdoor taps POLAR	504 - 508
34		Concealed valves	509
		General product information	510 - 523
		Installation conditions / Hygiene / Saving water and energy	
		Certificates / Technology, Comfort, Security	
		Generally	524 - 531
		General Sales, Delivery and Payment Conditions	
		Manufacturer Warranty	

MPG = Main product group, PG = Product group

Article number	MPG	Page	GTIN-Code
00 002 00 99	43	356	4021163100013
00 200 06 99	10	61	4021163162493
00 201 06 99	10	63	4021163162509
00 202 06 99	10	68	4021163162516
00 203 06 99	10	68	4021163162523
00 206 06 99	10	73	4021163162554
00 207 06 99	10	71	4021163162561
00 208 06 99	12	117	4021163162578
00 209 06 99	12	117	4021163162585
00 210 06 99	12	117	4021163162592
00 211 06 99	12	117	4021163162608
00 212 06 99	12	117	4021163162615
00 213 06 99	12	117	4021163162622
00 214 06 99	14	192	4021163162639
00 215 06 99	14	192	4021163162646
00 216 06 99	14	193	4021163162653
00 217 06 99	14	193	4021163162660
00 218 06 99	10	49	4021163163070
00 219 06 99	10	53	4021163163094
00 220 06 99	10	57	4021163163117
00 221 06 99	10	51	4021163163087
00 222 06 99	10	55	4021163163100
00 223 06 99	10	59	4021163163124
00 224 06 99	10	48	4021163163063
00 225 06 99	10	52	4021163163049
00 226 06 99	10	56	4021163163025
00 227 06 99	10	50	4021163163056
00 228 06 99	10	54	4021163163032
00 229 06 99	10	58	4021163163018
00 230 06 99	22	233	4021163163261
00 230 15 99	22	233	4021163163278
00 231 28 99	22	233	4021163163285
00 232 06 99	10	46	4021163163674
00 233 06 99	10	46	4021163163681
00 234 06 99	10	46	4021163163698
00 235 06 99	10	47	4021163163704
00 236 06 99	12	115	4021163163810
00 237 06 99	12	115	4021163163803
00 238 06 99	12	115	4021163163797
00 239 06 99	12	115	4021163163780
00 240 06 99	12	115	4021163163773
00 241 06 99	12	115	4021163163766
00 242 06 99	16	90	4021163168068
00 243 06 99	16	90	4021163168082
00 244 06 99	16	91	4021163168075
00 500 00 99	18	18	4021163162417
00 501 00 99	18	20	4021163162424
00 502 00 99	18	20	4021163162431
00 503 00 99	18	20	4021163162448
00 505 00 99	18	19	4021163162462
00 506 00 99	18	19	4021163162479
00 507 00 99	18	32	4021163162486
00 508 00 99	18	35	4021163162936
00 509 00 99	18	35	4021163162929

Article number	MPG	Page	GTIN-Code
00 510 00 99	18	34	4021163162943
00 512 00 99	18	22	4021163165302
00 513 00 99	18	22	4021163165319
00 514 00 99	18	22	4021163165326
00 515 00 99	18	22	4021163165333
00 516 00 99	18	22	4021163165340
00 517 00 99	18	22	4021163165357
00 518 00 99	18	22	4021163165364
00 519 00 99	18	22	4021163165371
00 520 00 99	18	24	4021163165388
00 521 00 99	18	24	4021163165395
00 522 00 99	18	24	4021163165401
00 523 00 99	18	24	4021163165418
00 524 00 99	18	23	4021163165425
00 525 00 99	18	23	4021163165432
00 526 00 99	18	23	4021163165449
00 527 00 99	18	23	4021163165456
00 528 00 99	18	23	4021163165463
00 529 00 99	18	23	4021163165470
00 530 00 99	18	23	4021163165487
00 531 00 99	18	23	4021163165494
00 532 00 99	18	24	4021163165500
00 533 00 99	18	24	4021163165517
00 534 00 99	18	24	4021163165524
00 535 00 99	18	24	4021163165531
00 536 00 99	18	25	4021163165548
00 537 00 99	18	25	4021163165555
00 538 00 99	18	25	4021163165562
00 539 00 99	18	25	4021163165579
00 540 00 99	18	25	4021163165586
00 541 00 99	18	25	4021163165593
00 542 00 99	18	25	4021163165609
00 543 00 99	18	25	4021163165616
00 544 00 99	18	26	4021163165623
00 545 00 99	18	26	4021163165630
00 546 00 99	18	26	4021163165647
00 547 00 99	18	26	4021163165654
00 548 00 99	18	26	4021163165661
00 549 00 99	18	26	4021163165678
00 550 00 99	18	26	4021163165685
00 551 00 99	18	26	4021163165692
00 552 00 99	18	27	4021163165708
00 553 00 99	18	33	4021163166002
00 554 00 99	18	33	4021163165999
00 555 00 99	12	125	4021163166651
00 562 00 99	28	269	4021163169362
00 563 00 99	18	268	4021163170399
00 564 00 99	18	268	4021163170382
00 700 06 99	41	349	4021163135299
00 701 06 99	41	349	4021163135305
00 702 06 99	41	349	4021163135312
00 703 00 99	41	349	4021163135589
00 704 06 99	41	349	4021163135596
00 802 08 99	15	170	4021163151510

Article number	MPG	Page	GTIN-Code
00 803 08 99	15	171	4021163151527
00 804 08 99	15	171	4021163151534
00 809 08 99	15	173	4021163151701
00 810 08 99	15	173	4021163154061
00 812 08 99	15	173	4021163154078
00 815 08 99	15	170	4021163156317
00 819 08 99	15	168	4021163157208
00 820 08 99	15	169	4021163157215
00 822 08 99	15	168	4021163161441
00 823 08 99	15	169	4021163161458
00 824 08 99	15	170	4021163161465
00 825 08 99	15	170	4021163161472
00 826 08 99	15	171	4021163161489
00 827 08 99	15	171	4021163161496
00 828 08 99	15	172	4021163165968
00 829 08 99	15	168	4021163166224
00 830 08 99	15	168	4021163166217
00 839 08 99	15	173	4021163167856
00 840 08 99	15	173	4021163167863
00 841 28 99	15	174	4021163168204
00 842 28 99	15	175	4021163168235
00 843 28 99	15	174	4021163168242
00 844 28 99	15	176	4021163168259
00 845 28 99	15	176	4021163168266
00 846 28 99	15	177	4021163168273
00 847 28 99	15	178	4021163168280
00 849 28 99	15	179	4021163168297
00 850 28 99	15	179	4021163168303
00 851 28 99	15	179	4021163169300
00 906 00 99	13	137	4021163161120
00 916 00 99	18	36	4021163166187
00 917 00 99	18	36	4021163167757
00 919 00 99	11	106	4021163167801
00 920 00 99	11	133	4021163167818
00 929 00 99	18	267	4021163168655
01 026 06 99	10	69	4021163166613
01 027 28 99	20	209	4021163167214
01 028 28 99	20	208	4021163167207
01 029 00 99	18	28	4021163167634
01 030 00 99	18	28	4021163167641
01 031 00 99	18	28	4021163167658
01 032 00 99	18	28	4021163167665
01 033 00 99	18	28	4021163167672
01 034 00 99	18	28	4021163167689
01 035 00 99	18	28	4021163167696
01 036 00 99	18	28	4021163167702
01 037 00 99	18	28	4021163167719
01 038 00 99	18	28	4021163167726
01 039 00 99	18	28	4021163167733
01 040 00 99	18	28	4021163167740
01 113 06 99	23	248	4021163129243
01 115 06 99	23	249	4021163129687
01 136 00 99	20	207	4021163154351
01 137 00 99	20	215	4021163154191

SCHELL

MPG = Main product group

Article number	MPG	Page	GTIN-Code
01 193 00 99	22	231	4021163149388
01 194 00 99	20	207	4021163151305
01 196 00 99	22	241	4021163151657
01 197 00 99	22	241	4021163151664
01 200 06 99	10	60	4021163133073
01 201 06 99	10	62	4021163133066
01 202 06 99	10	64	4021163133059
01 204 06 99	10	48	4021163162691
01 208 06 99	10	52	4021163162707
01 209 06 99	10	56	4021163162714
01 210 06 99	10	50	4021163162721
01 211 06 99	10	67	4021163161212
01 212 06 99	10	60	4021163135978
01 213 06 99	10	60	4021163135961
01 214 06 99	10	62	4021163135954
01 215 06 99	10	62	4021163135947
01 216 06 99	10	65	4021163135930
01 217 06 99	10	65	4021163135923
01 225 06 99	10	66	4021163142259
01 226 06 99	10	67	4021163142266
01 229 06 99	10	72	4021163149180
01 230 06 99	10	70	4021163149197
01 231 06 99	10	70	4021163149210
01 232 06 99	10	72	4021163149227
01 244 06 99	10	70	4021163154979
01 245 06 99	10	72	4021163154986
01 254 06 99	10	54	4021163162738
01 271 06 99	10	95	4021163158205
01 281 06 99	10	58	4021163162745
01 285 00 99	22	242	4021163159554
01 286 00 99	22	242	4021163159547
01 293 06 99	10	48	4021163163148
01 294 06 99	10	52	4021163162066
01 295 06 99	10	56	4021163162073
01 296 06 99	10	50	4021163162080
01 297 06 99	10	54	4021163162097
01 298 06 99	10	58	4021163162103
01 315 00 99	13	136	4021163159158
01 316 00 99	19	21	4021163161106
01 360 06 99	10	95	4021163133295
01 362 06 99	10	95	4021163133271
01 429 06 99	40	326	4021163139440
01 442 00 99	29	32	4021163140361
01 448 06 99	40	327	4021163140378
01 490 00 99	13	157	4021163146752
01 505 06 99	40	328	4021163147711
01 524 00 99	22	243	4021163151947
01 529 00 99	22	243	4021163155211
01 537 00 99	13	157	4021163153347
01 538 00 99	13	156	4021163153354
01 550 00 99	19	77	4021163156096
01 557 00 99	13	136	4021163157222
01 566 00 99	13	157	4021163156959
01 570 00 99	13	137	4021163158663
01 571 00 99	13	137	4021163158670
01 582 00 99	13	136	4021163159165
01 583 00 99	13	137	4021163159172
01 586 00 99	18	37	4021163159578
01 600 06 99	14	194	4021163157536
01 601 06 99	14	194	4021163157543
01 602 06 99	14	196	4021163157550
01 603 06 99	14	196	4021163157567
01 604 06 99	14	190	4021163157574
01 605 06 99	14	194	4021163159011
01 606 06 99	14	194	4021163158984
01 607 06 99	14	196	4021163159059
01 608 06 99	14	196	4021163159035
01 609 06 99	14	190	4021163158960
01 610 06 99	14	195	4021163157581
01 611 06 99	14	195	4021163157598
01 612 06 99	14	197	4021163157604
01 613 06 99	14	197	4021163157611
01 614 06 99	14	191	4021163157628
01 615 06 99	14	195	4021163159004
01 616 06 99	14	195	4021163158991
01 617 06 99	14	197	4021163159042
01 618 06 99	14	197	4021163159028
01 619 06 99	14	191	4021163158977
01 620 06 99	12	118	4021163157635
01 621 06 99	12	119	4021163157642
01 622 06 99	12	120	4021163157659
01 623 06 99	12	121	4021163157666
01 624 06 99	12	116	4021163157673
01 625 06 99	12	114	4021163163629
01 626 06 99	12	123	4021163159189
01 627 06 99	12	122	4021163159196
01 630 06 99	12	118	4021163158816
01 631 06 99	12	119	4021163158762
01 632 06 99	12	120	4021163158915
01 633 06 99	12	121	4021163158861
01 634 06 99	12	116	4021163158717
01 635 06 99	12	114	4021163163643
01 636 06 99	12	123	4021163159202
01 637 06 99	12	122	4021163159219
01 640 06 99	12	118	4021163158823
01 641 06 99	12	119	4021163158779
01 642 06 99	12	120	4021163158922
01 643 06 99	12	121	4021163158878
01 644 06 99	12	116	4021163158724
01 645 06 99	12	114	4021163163667
01 646 06 99	12	123	4021163159226
01 647 06 99	12	122	4021163159233
01 650 06 99	12	118	4021163158830
01 651 06 99	12	119	4021163158786
01 652 06 99	12	120	4021163158939
01 653 06 99	12	121	4021163158885
01 654 06 99	12	116	4021163158731
01 655 06 99	12	114	4021163163636
01 656 06 99	12	123	4021163159240
01 657 06 99	12	122	4021163159257
01 658 06 99	12	118	4021163158847
01 659 06 99	12	119	4021163158793
01 660 06 99	12	120	4021163158946
01 661 06 99	12	121	4021163158892
01 662 06 99	12	116	4021163158748
01 663 06 99	12	114	4021163163650
01 664 06 99	12	123	4021163159264
01 665 06 99	12	122	4021163159271
01 690 06 99	12	118	4021163158854
01 691 06 99	12	119	4021163158809
01 692 06 99	12	120	4021163158953
01 693 06 99	12	121	4021163158908
01 694 06 99	12	116	4021163158755
01 695 06 99	12	114	4021163163612
01 696 06 99	12	123	4021163159288
01 697 06 99	12	122	4021163159295
01 800 00 99	13	139	4021163146561
01 802 00 99	13	133	4021163146622
01 809 06 99	13	140	4021163146578
01 809 28 99	13	140	4021163146929
01 814 06 99	13	158	4021163146691
01 816 00 99	13	159	4021163157758
01 817 00 99	13	159	4021163157925
01 821 06 99	13	158	4021163168648
01 822 00 99	13	144	4021163146592
01 823 00 99	13	159	4021163169355
01 827 00 99	13	152	4021163146523
01 832 06 99	13	153	4021163146530
01 832 28 99	13	153	4021163146905
01 833 06 99	13	154	4021163146554
01 833 28 99	13	154	4021163146912
01 846 06 99	14	201	4021163160628
01 859 06 99	13	162	4021163146806
01 860 06 99	13	162	4021163146813
01 863 06 99	13	162	4021163148800
01 865 06 99	13	162	4021163148756
01 867 00 99	13	151	4021163148039
01 872 06 99	13	128	4021163148770
01 873 06 99	13	128	4021163151282
01 874 00 99	13	32	4021163148787
01 875 00 99	13	156	4021163148794
01 888 06 99	13	161	4021163159301
01 889 06 99	13	161	4021163159318
01 900 28 99	13	140	4021163153989
01 902 28 99	13	153	4021163154009
01 904 00 99	13	143	4021163155709
01 909 28 99	13	135	4021163157314
01 918 06 99	13	134	4021163157772
01 918 28 99	13	134	4021163157789
01 919 06 99	13	145	4021163157796
01 919 28 99	13	145	4021163157802
01 920 28 99	13	146	4021163159493

Article number	MPG	Page	GTIN-Code	Article number	MPG	Page	GTIN-Code	Article number	MPG	Page	GTIN-Code
01 921 28 99	13	147	4021163159509	02 130 06 99	10	84	4021163148244	02 804 15 99	20	213	4021163151800
01 925 00 99	14	203	4021163160086	02 136 06 99	12	127	4021163151312	02 805 28 99	20	213	4021163151817
01 928 06 99	11	111	4021163164701	02 141 06 99	10	89	4021163156058	02 806 06 99	22	232	4021163151879
01 928 28 99	11	111	4021163164527	02 142 06 99	10	88	4021163156065	02 806 15 99	22	232	4021163151886
01 929 06 99	11	111	4021163164725	02 147 06 99	12	127	4021163159325	02 807 28 99	22	232	4021163151893
01 929 28 99	11	111	4021163164541	02 148 06 99	12	127	4021163162974	02 808 06 99	22	232	4021163151909
01 930 06 99	11	111	4021163164749	02 151 06 99	10	84	4021163161205	02 808 15 99	22	232	4021163151916
01 930 28 99	11	111	4021163164565	02 156 06 99	10	80	4021163162257	02 809 28 99	22	232	4021163151923
01 931 06 99	11	112	4021163164763	02 157 06 99	10	81	4021163162264	02 814 06 99	20	217	4021163154238
01 931 28 99	11	112	4021163164589	02 158 06 99	10	80	4021163162271	02 814 15 99	20	217	4021163154245
01 932 06 99	11	112	4021163164787	02 159 06 99	10	81	4021163162288	02 814 28 99	20	217	4021163154252
01 932 28 99	11	112	4021163164602	02 162 06 99	14	185	4021163163315	02 815 06 99	20	217	4021163154269
01 933 06 99	11	112	4021163164800	02 168 06 99	10	78	4021163168716	02 815 15 99	20	217	4021163154283
01 933 28 99	11	112	4021163164626	02 169 06 99	10	78	4021163168723	02 815 28 99	20	217	4021163154276
01 934 06 99	11	113	4021163164824	02 170 06 99	10	79	4021163168730	02 818 00 99	20	212	4021163155815
01 934 28 99	11	113	4021163164640	02 171 06 99	10	79	4021163168747	02 819 00 99	20	212	4021163155822
01 935 06 99	11	113	4021163164848	02 172 06 99	10	76	4021163168754	02 820 00 99	20	216	4021163155907
01 935 28 99	11	113	4021163164664	02 173 06 99	10	76	4021163168761	02 821 00 99	20	216	4021163155914
01 936 06 99	11	113	4021163164862	02 174 06 99	10	77	4021163168778	02 822 00 99	22	236	4021163155860
01 936 28 99	11	113	4021163164688	02 175 06 99	10	77	4021163168785	02 823 00 99	22	236	4021163155891
01 937 06 99	11	107	4021163164695	02 176 06 99	10	76	4021163168808	02 824 06 99	20	217	4021163155594
01 937 28 99	11	107	4021163164510	02 177 06 99	10	77	4021163168792	02 825 06 99	20	213	4021163155600
01 938 06 99	11	107	4021163164718	02 178 06 99	10	76	4021163169904	02 826 00 99	20	212	4021163157529
01 938 28 99	11	107	4021163164534	02 179 06 99	10	77	4021163169911	02 827 00 99	20	212	4021163157512
01 939 06 99	11	107	4021163164732	02 180 06 99	10	87	4021163170450	02 828 00 99	20	216	4021163157499
01 939 28 99	11	107	4021163164558	02 181 06 99	10	87	4021163170474	02 829 00 99	20	216	4021163157505
01 940 06 99	11	108	4021163164756	02 182 06 99	10	86	4021163170467	03 001 00 99	28	281	4021163150230
01 940 28 99	11	108	4021163164572	02 183 06 99	10	86	4021163170443	03 038 00 99	28	267	4021163168631
01 941 06 99	11	108	4021163164770	02 185 06 99	14	198	4021163170542	03 056 00 99	28	266	4021163161632
01 941 28 99	11	108	4021163164596	02 202 06 99	21	225	4021163100365	03 057 00 99	28	266	4021163161649
01 942 06 99	11	108	4021163164794	02 204 06 99	21	225	4021163100464	03 058 00 99	28	272	4021163161694
01 942 28 99	11	108	4021163164619	02 216 06 99	21	225	4021163100495	03 059 00 99	28	272	4021163161700
01 943 06 99	11	109	4021163164817	02 238 06 99	21	225	4021163134582	03 060 00 99	28	271	4021163161670
01 943 28 99	11	109	4021163164633	02 247 06 99	21	224	4021163141658	03 061 00 99	28	271	4021163161687
01 944 06 99	11	109	4021163164831	02 248 06 99	21	224	4021163141665	03 062 00 99	28	270	4021163161656
01 944 28 99	11	109	4021163164657	02 249 06 99	21	224	4021163141672	03 063 00 99	28	279	4021163161724
01 945 06 99	11	109	4021163164855	02 250 06 99	21	224	4021163141689	03 064 00 99	28	273	4021163161717
01 945 28 99	11	109	4021163164671	02 252 06 99	21	224	4021163148459	03 066 00 99	28	270	4021163161663
01 946 00 99	11	110	4021163164497	02 254 06 99	21	225	4021163163308	03 067 00 99	28	278	4021163161755
01 947 00 99	11	106	4021163164503	02 476 06 99	23	250	4021163141719	03 070 28 99	28	263	4021163161625
01 950 06 99	12	124	4021163166569	02 477 06 99	23	250	4021163141726	03 071 00 99	28	280	4021163161731
01 951 06 99	12	124	4021163166552	02 478 06 99	23	251	4021163141733	03 072 00 99	20	280	4021163161922
01 952 06 99	12	124	4021163166576	02 479 06 99	23	251	4021163141740	03 073 00 99	28	273	4021163161960
01 953 06 99	12	126	4021163168822	02 483 06 99	23	251	4021163142921	03 074 00 99	28	276	4021163161953
01 954 06 99	12	126	4021163168815	02 484 06 99	23	251	4021163142938	03 075 00 99	28	275	4021163161946
01 955 06 99	12	126	4021163170405	02 702 06 99	21	226	4021163101751	03 076 00 99	28	274	4021163161939
02 000 06 99	40	327	4021163147308	02 703 06 99	21	226	4021163136807	03 077 00 99	28	280	4021163162295
02 001 06 99	40	329	4021163147728	02 800 06 99	22	236	4021163151848	03 078 28 99	28	263	4021163162394
02 002 06 99	40	327	4021163147315	02 800 15 99	22	236	4021163151855	03 085 00 99	28	276	4021163162875
02 003 06 99	40	329	4021163147735	02 801 28 99	22	236	4021163151862	03 088 00 99	28	277	4021163162868
02 110 06 99	10	82	4021163141412	02 802 06 99	20	213	4021163151763	03 089 00 99	28	275	4021163162837
02 121 06 99	10	96	4021163143874	02 802 15 99	20	213	4021163151770	03 090 00 99	28	274	4021163162844
02 122 06 99	10	84	4021163144222	02 803 28 99	20	213	4021163151787	03 091 00 99	28	278	4021163162851
02 125 06 99	10	83	4021163145397	02 804 06 99	20	213	4021163151794	03 097 06 99	21	226	4021163163537

SCHELL

MPG = Main product group

Article number	MPG	Page	GTIN-Code	Article number	MPG	Page	GTIN-Code	Article number	MPG	Page	GTIN-Code
03 100 06 99	21	227	4021163101768	03 417 06 99	31	302	4021163102383	04 992 06 99	18	33	4021163165036
03 105 00 99	22	237	4021163123586	03 423 03 99	31	303	4021163102505	05 020 06 99	41	342	4021163106145
03 112 00 99	22	237	4021163129458	03 423 06 99	31	303	4021163102512	05 033 06 99	41	341	4021163106213
03 116 00 99	20	218	4021163141627	03 425 06 99	31	303	4021163102529	05 034 06 99	41	341	4021163106220
03 119 06 99	28	262	4021163164244	03 441 03 99	31	302	4021163102598	05 039 06 99	41	341	4021163106275
03 119 15 99	28	262	4021163164268	03 441 06 99	31	302	4021163102611	05 040 06 99	41	341	4021163106282
03 119 64 99	28	262	4021163164251	03 460 06 99	31	303	4021163167184	05 045 06 99	41	341	4021163106312
03 120 06 99	28	262	4021163164275	03 500 06 99	34	309	4021163131451	05 047 06 99	41	341	4021163106343
03 120 15 99	28	262	4021163164299	03 502 06 99	34	309	4021163131468	05 095 06 99	41	336	4021163106404
03 120 64 99	28	262	4021163164282	03 504 06 99	33	348	4021163135282	05 097 06 99	41	337	4021163106428
03 121 06 99	28	262	4021163164305	03 544 06 99	33	295	4021163129861	05 098 06 99	41	336	4021163106435
03 121 15 99	28	262	4021163164329	03 545 06 99	33	295	4021163129977	05 100 06 99	41	340	4021163106459
03 121 64 99	28	262	4021163164312	03 548 06 99	33	295	4021163129878	05 152 06 99	40	331	4021163106619
03 122 06 99	28	263	4021163164336	03 549 06 99	33	295	4021163129885	05 172 06 99	40	331	4021163107159
03 122 15 99	28	263	4021163164350	03 550 06 99	33	295	4021163129984	05 212 06 99	41	338	4021163107579
03 122 64 99	28	263	4021163164343	03 551 06 99	33	295	4021163129991	05 217 06 99	41	338	4021163107593
03 123 06 99	28	265	4021163164367	03 560 06 99	33	297	4021163147131	05 252 06 99	41	336	4021163107869
03 124 06 99	28	265	4021163166422	03 562 06 99	31	303	4021163131536	05 276 06 99	41	337	4021163131321
03 125 00 99	28	264	4021163164374	03 569 06 99	33	298	4021163158410	05 304 06 99	41	348	4021163135275
03 126 06 99	28	264	4021163164398	03 570 06 99	33	298	4021163158427	05 311 06 99	40	330	4021163136586
03 126 64 99	28	264	4021163164381	03 751 06 99	33	300	4021163103366	05 320 06 99	40	326	4021163139457
03 127 00 99	28	264	4021163164404	03 835 06 99	41	350	4021163157734	05 321 06 99	40	326	4021163139464
03 143 11 99	28	263	4021163168938	03 836 06 99	33	297	4021163103670	05 346 06 99	46	342	4021163152470
03 203 06 99	21	227	4021163101805	03 837 06 99	33	297	4021163103687	05 362 06 99	40	328	4021163147681
03 207 00 99	20	280	4021163132014	03 838 06 99	41	350	4021163159912	05 376 06 99	40	332	4021163149739
03 208 00 99	22	237	4021163132007	03 841 06 99	33	297	4021163103717	05 377 06 99	40	333	4021163150810
03 209 06 99	21	227	4021163131420	03 845 06 99	33	300	4021163103755	05 390 06 99	40	334	4021163154504
03 261 00 99	20	280	4021163147322	03 849 06 99	33	301	4021163103885	05 392 06 99	40	332	4021163154610
03 295 06 99	21	226	4021163156997	03 874 06 99	33	301	4021163103984	05 393 06 99	40	332	4021163154603
03 309 06 99	32	304	4021163129724	03 886 06 99	33	300	4021163104042	05 396 06 99	40	334	4021163157192
03 313 06 99	32	304	4021163129748	03 892 06 99	33	300	4021163104141	05 398 06 99	40	333	4021163157185
03 316 06 99	32	306	4021163131505	03 908 06 99	34	309	4021163104349	05 399 06 99	40	333	4021163157338
03 318 06 99	32	306	4021163131383	03 995 03 99	38	319	4021163152050	05 405 06 99	41	339	4021163160949
03 324 06 99	32	305	4021163129762	03 996 03 99	38	319	4021163152074	05 406 06 99	41	339	4021163160932
03 326 06 99	32	305	4021163129809	03 997 03 99	38	319	4021163152081	05 407 06 99	41	339	4021163160956
03 342 06 99	32	307	4021163131611	03 998 03 99	38	319	4021163152067	05 408 06 99	41	342	4021163161052
03 344 06 99	32	305	4021163129786	04 100 06 99	43	360	4021163104936	05 418 06 99	41	339	4021163162141
03 351 06 99	31	302	4021163130911	04 101 06 99	36	315	4021163104943	05 419 06 99	41	334	4021163162127
03 352 06 99	31	292	4021163133165	04 115 06 99	41	353	4021163168693	05 428 06 99	41	346	4021163164169
03 359 06 99	31	292	4021163168341	04 116 06 99	41	353	4021163168709	05 429 06 99	41	346	4021163164176
03 366 06 99	32	308	4021163131574	04 902 06 99	41	337	4021163105025	05 430 06 99	41	346	4021163164183
03 368 06 99	32	308	4021163131550	04 903 06 99	41	337	4021163105049	05 431 06 99	41	346	4021163164190
03 374 06 99	33	299	4021163129892	04 906 06 99	41	336	4021163105100	05 432 06 99	41	347	4021163164206
03 380 06 99	33	299	4021163135725	04 907 06 99	41	336	4021163105292	05 435 06 99	41	338	4021163166132
03 386 06 99	33	294	4021163129830	04 911 06 99	41	337	4021163105315	05 436 06 99	41	338	4021163166125
03 387 06 99	33	292	4021163133172	04 912 06 99	41	337	4021163105339	05 440 06 99	33	301	4021163166200
03 388 06 99	33	292	4021163133189	04 915 06 99	41	336	4021163105346	05 900 06 99	42	343	4021163107920
03 390 06 99	33	294	4021163129854	04 916 06 99	41	336	4021163105353	05 901 06 99	42	343	4021163107937
03 392 06 99	33	294	4021163129847	04 917 06 99	41	336	4021163105582	05 903 06 99	42	343	4021163107951
03 394 06 99	33	292	4021163168334	04 925 06 99	41	338	4021163105674	05 911 06 99	42	343	4021163108026
03 396 06 99	33	292	4021163168327	04 945 06 99	41	340	4021163105711	05 913 06 99	42	343	4021163108033
03 405 03 99	31	302	4021163102307	04 951 06 99	41	344	4021163155075	05 931 06 99	42	343	4021163108040
03 405 06 99	31	302	4021163102314	04 952 06 99	41	344	4021163155570	06 400 06 99	43	357	4021163108101
03 417 03 99	31	302	4021163102369	04 991 06 99	41	338	4021163106046	06 401 06 99	43	357	4021163108118

Article number	MPG	Page	GTIN-Code	Article number	MPG	Page	GTIN-Code	Article number	MPG	Page	GTIN-Code
06 402 06 99	43	357	4021163108125	10 205 06 99	45	372	4021163149456	13 908 00 99	72	381	4021163112801
06 405 06 99	43	357	4021163108163	10 206 06 30	45	372	4021163149500	13 932 00 99	72	380	4021163112955
06 408 06 99	43	357	4021163108200	10 206 06 99	45	372	4021163149470	13 932 03 99	72	380	4021163112962
06 409 06 99	43	357	4021163108217	10 207 06 99	45	372	4021163149487	13 954 00 99	72	380	4021163113051
06 412 06 99	43	357	4021163108248	10 210 06 99	45	372	4021163149517	13 954 03 99	72	380	4021163113068
06 415 06 99	43	358	4021163108279	10 211 06 99	45	372	4021163149944	13 994 00 99	72	380	4021163113136
06 416 06 99	43	358	4021163108286	10 212 06 99	45	372	4021163149524	13 994 03 99	72	380	4021163113143
06 419 06 99	43	358	4021163108316	10 213 06 99	45	372	4021163149531	14 101 00 99	73	383	4021163113211
06 422 06 99	43	358	4021163108330	10 214 06 99	45	372	4021163149548	14 102 00 99	73	383	4021163113235
06 426 06 99	43	358	4021163108385	10 215 06 99	45	372	4021163149555	14 103 00 99	73	383	4021163113259
06 434 06 99	43	358	4021163108439	10 216 06 99	45	372	4021163149562	14 104 00 99	73	383	4021163113273
06 435 06 99	43	358	4021163108446	10 217 06 99	45	372	4021163149579	14 106 00 99	73	383	4021163113310
06 436 06 99	43	357	4021163108460	10 218 06 30	45	372	4021163149586	14 107 00 99	73	383	4021163113334
06 437 06 99	43	357	4021163108538	10 219 06 30	45	372	4021163149593	14 108 00 99	73	383	4021163113358
06 438 06 99	43	357	4021163108682	10 220 06 99	45	372	4021163149609	14 116 04 99	73	382	4021163113433
06 441 06 99	43	357	4021163108736	10 221 06 99	45	372	4021163149616	14 117 04 99	73	382	4021163113488
06 442 06 99	43	357	4021163108743	10 222 06 99	45	372	4021163149623	14 118 04 99	73	382	4021163113525
06 445 06 99	43	359	4021163108767	10 223 06 99	45	372	4021163149630	14 119 04 99	73	382	4021163113570
06 446 06 99	43	359	4021163108804	10 224 06 99	45	372	4021163149647	14 120 04 99	73	382	4021163113624
06 447 06 99	43	359	4021163108910	10 225 06 99	45	372	4021163149654	14 121 04 99	73	382	4021163113662
06 454 06 99	43	360	4021163108965	10 226 06 99	45	372	4021163149661	14 178 04 99	73	384	4021163133851
06 455 06 99	43	360	4021163108996	10 227 06 99	45	372	4021163149678	14 182 04 99	73	384	4021163133844
06 456 06 99	43	360	4021163109115	10 228 06 99	45	372	4021163149685	14 200 04 99	73	385	4021163164930
06 463 06 99	48	318	4021163109177	10 229 06 99	45	372	4021163149692	14 201 04 99	73	385	4021163164916
06 469 06 99	48	318	4021163147919	10 300 06 30	45	373	4021163149746	14 202 04 99	73	385	4021163164923
06 511 06 99	47	374	4021163109375	10 300 06 99	45	373	4021163149715	14 203 04 99	73	385	4021163164947
06 529 06 99	43	357	4021163109641	10 301 06 30	45	373	4021163149753	16 540 03 99	74	386	4021163130140
06 552 06 99	41	345	4021163155105	10 301 06 99	45	373	4021163149722	19 114 06 99	34	310	4021163163346
06 553 06 99	41	345	4021163155112	10 304 06 99	45	373	4021163149920	19 115 06 99	34	310	4021163163353
06 554 06 99	41	345	4021163155129	10 305 06 99	45	373	4021163149937	19 116 06 99	34	310	4021163163360
06 555 06 99	41	345	4021163155136	10 306 06 30	45	373	4021163149784	22 016 06 99	35	313	4021163113983
06 556 06 99	41	345	4021163155143	10 306 06 99	45	373	4021163149760	22 017 06 99	35	313	4021163113990
06 557 06 99	41	345	4021163155150	10 307 06 30	45	373	4021163149791	22 019 06 99	35	313	4021163114003
06 558 12 99	41	354	4021163159974	10 307 06 99	45	373	4021163149777	22 032 06 99	35	312	4021163114126
06 559 06 99	41	355	4021163159967	10 310 06 99	45	373	4021163149807	22 033 06 99	35	312	4021163114133
08 442 06 99	44	370	4021163109757	10 311 06 99	45	373	4021163149814	22 131 06 99	35	312	4021163129922
08 445 06 99	44	370	4021163109771	10 312 06 99	45	373	4021163149821	22 132 06 99	35	312	4021163129939
08 448 06 99	44	371	4021163109795	10 313 06 99	45	373	4021163149838	22 135 06 99	35	293	4021163133196
08 464 06 99	44	371	4021163147339	10 314 06 99	45	373	4021163149845	22 136 06 99	35	293	4021163168310
08 480 06 99	44	371	4021163148817	10 315 06 99	45	373	4021163149852	22 138 00 99	35	312	4021163135619
08 481 06 99	15	173	4021163153385	10 316 06 99	45	373	4021163149869	22 139 00 99	35	312	4021163135626
08 482 06 99	15	173	4021163153378	10 317 06 99	45	383	4021163149876	22 208 00 99	35	313	4021163114485
09 414 06 99	41	352	4021163168662	10 318 06 99	45	373	4021163149883	22 209 06 99	35	313	4021163114492
09 415 06 99	41	352	4021163168679	10 319 06 99	45	373	4021163149890	22 240 00 99	34	311	4021163163469
09 416 06 99	41	352	4021163168686	10 320 06 99	45	373	4021163149906	23 062 06 99	40	330	4021163147766
09 656 06 99	41	342	4021163111026	10 321 06 99	45	373	4021163149913	23 063 06 99	40	330	4021163147773
10 100 06 99	47	374	4021163111248	10 325 06 99	45	373	4021163154894	23 080 28 99	22	241	4021163151930
10 102 06 99	47	374	4021163111262	10 326 06 99	45	373	4021163154887	23 502 06 99	44	368	4021163114768
10 200 06 30	45	372	4021163149463	10 327 06 99	45	373	4021163154863	23 507 06 99	44	368	4021163114805
10 200 06 99	45	372	4021163149418	10 328 06 99	45	373	4021163154870	23 510 06 99	44	368	4021163114829
10 201 06 99	45	372	4021163149425	10 862 06 99	33	296	4021163132380	23 518 06 99	44	368	4021163114874
10 202 06 99	45	372	4021163149432	10 868 06 99	33	296	4021163158571	23 775 00 99	13	128	4021163158533
10 204 06 30	45	372	4021163149494	13 906 00 99	72	381	4021163112771	24 835 00 99	72	381	4021163115208
10 204 06 99	45	372	4021163149449	13 907 00 99	72	381	4021163112795	24 837 06 99	33	299	4021163115222

MPG = Main product group

Article number	MPG	Page	GTIN-Code
25 666 06 99	14	201	4021163159332
25 667 06 99	14	200	4021163159349
25 668 06 99	14	200	4021163159356
25 801 00 99	72	313	4021163115307
25 802 00 99	72	313	4021163115314
25 994 06 99	41	347	4021163166293
26 053 06 99	47	374	4021163115567
26 500 06 99	43	362	4021163115673
26 501 06 99	43	362	4021163115796
26 502 06 99	43	362	4021163115925
26 506 06 99	43	362	4021163115949
26 507 06 99	43	362	4021163115956
26 509 06 99	43	362	4021163115970
26 511 06 99	43	362	4021163116052
26 513 06 99	43	362	4021163116113
26 515 06 99	43	362	4021163116144
26 516 06 99	43	362	4021163116151
26 518 06 99	43	362	4021163116182
26 576 04 99	74	386	4021163134117
26 600 00 99	43	364	4021163116397
26 602 00 99	43	364	4021163116410
26 605 00 99	43	364	4021163116434
26 607 00 99	43	364	4021163116441
26 609 00 99	43	364	4021163116458
26 611 00 99	43	364	4021163116465
26 615 00 99	43	364	4021163116496
26 616 00 99	43	364	4021163116502
26 620 00 99	43	363	4021163116540
26 621 00 99	43	363	4021163116557
26 622 00 99	43	363	4021163116564
27 006 06 99	43	361	4021163116588
27 008 06 99	43	361	4021163116625
27 009 06 99	43	361	4021163116656
27 014 06 99	36	315	4021163116670
27 015 06 99	36	315	4021163116687
27 028 06 99	36	314	4021163116694
27 088 06 99	36	314	4021163116779
27 095 06 99	33	294	4021163153910
27 820 06 99	23	252	4021163132038
28 503 06 99	37	317	4021163123630
28 504 06 99	37	317	4021163123647
28 505 06 99	37	317	4021163123821
28 511 06 99	19	97	4021163135244
28 525 06 99	10	97	4021163170603
28 602 06 99	37	316	4021163116861
28 605 06 99	37	317	4021163116878
28 612 06 99	37	316	4021163116885
28 617 06 99	37	316	4021163123609
28 618 06 99	37	316	4021163123616
28 926 00 99	10	96	4021163165913
28 927 00 99	10	96	4021163165906
28 931 00 99	10	96	4021163169072
28 932 00 99	19	96	4021163169065
29 189 06 99	14	199	4021163159363
29 191 06 99	14	199	4021163160215
29 192 06 99	13	160	4021163160611
29 648 06 99	13	161	4021163155044
29 649 06 99	13	161	4021163155051
29 654 06 99	13	128	4021163155037
29 655 06 99	13	128	4021163155020
29 698 00 99	20	280	4021163163520
29 699 00 99	20	281	4021163163513
44 202 06 99	43	360	4021163117363
44 402 06 99	36	314	4021163117417
47 996 06 99	35	293	4021163129953
48 006 06 99	35	293	4021163132731
48 007 06 99	35	293	4021163159790
48 700 06 99	44	366	4021163118018
48 702 06 99	44	366	4021163118056
48 707 06 99	44	366	4021163118100
48 708 06 99	44	366	4021163118117
48 710 06 99	44	366	4021163118131
48 715 06 99	44	366	4021163118179
48 740 06 99	44	366	4021163118254
48 741 06 99	44	366	4021163118292
48 742 06 99	44	366	4021163118315
49 700 06 99	44	367	4021163118575
49 702 06 99	44	367	4021163118605
49 707 06 99	44	367	4021163118643
49 708 06 99	44	367	4021163118667
49 710 06 99	44	367	4021163118681
49 715 06 99	44	367	4021163118728
49 716 06 99	44	369	4021163118735
49 718 06 99	44	369	4021163118766
49 723 06 99	44	369	4021163118803
49 726 06 99	44	369	4021163118834
49 731 06 99	44	369	4021163118872
49 734 06 99	44	370	4021163118896
49 739 06 99	44	370	4021163118919
49 761 06 99	44	370	4021163118988
50 000 06 99	44	367	4021163119077
50 001 06 99	44	367	4021163119268
50 002 06 99	44	367	4021163119305
50 003 06 99	44	367	4021163119473
50 004 06 99	44	367	4021163119503
50 005 06 99	44	367	4021163119626
50 007 06 99	44	367	4021163119664
50 223 06 99	23	252	4021163119923
50 291 06 99	23	252	4021163144956
50 722 06 99	23	252	4021163120080
50 744 06 99	23	252	4021163131482
50 745 06 99	23	252	4021163132199
50 755 00 99	41	351	4021163157741
50 756 00 99	13	159	4021163157765
51 010 00 99	10	75	4021163161250
51 013 00 99	18	35	4021163162912
51 014 00 99	13	156	4021163162684
51 015 00 99	13	156	4021163162677
51 023 00 99	10	75	4021163170153
61 662 06 99	12	127	4021163152210
62 401 06 99	43	365	4021163120790
62 402 06 99	43	365	4021163120813
62 470 06 99	43	365	4021163120943
63 017 00 99	19	158	4021163168945
73 302 00 99	43	363	4021163122299
73 309 00 99	43	363	4021163122343
74 704 06 99	43	364	4021163122718
74 706 06 99	43	364	4021163122749
74 710 06 99	43	364	4021163122831
74 712 06 99	43	364	4021163122855
74 714 06 99	43	364	4021163122947
74 716 06 99	43	364	4021163122985
74 718 06 99	43	364	4021163123029
74 721 06 99	43	364	4021163123067
74 722 06 99	43	364	4021163123081
76 063 06 99	10	85	4021163148268
77 101 00 99	21	227	4021163123210
77 539 00 99	20	218	4021163138252
77 673 00 99	13	160	4021163158540
77 740 06 99	12	125	4021163166859
77 752 00 99	28	269	4021163169454
78 203 68 99	43	365	4021163123272
78 207 00 99	72	381	4021163123296
78 217 03 99	74	386	4021163123364
78 218 03 99	74	386	4021163123371
95 598 00 99	18	37	4021163159523
98 001 00 00	18	38	4021163167078
98 002 00 00	18	38	4021163167085
98 003 00 00	18	38	4021163167092
98 004 00 00	18	38	4021163167108
98 005 00 00	18	38	4021163167115
98 006 00 00	18	38	4021163167122
98 100 00 00	18	39	4021163167146
98 101 00 00	18	39	4021163167153
98 102 00 00	18	39	4021163168181
98 103 00 00	18	39	4021163168198

Water management system SWS

NEW: SMART.SWS

ICO NICO AWARDS 2020 INNOVATIVE INTERIOR winner

PLUS X AWARD 2020 | Achieved for: Innovation, High Quality, Design, Ease of Use, Ecology

iF DESIGN AWARD 2020

GERMAN INNOVATION AWARD '20 GOLD

Single Control SSC

GERMAN INNOVATION AWARD '19 GOLD

1 Wash basin-, shower- and kitchen fittings

	Product information	12 - 17
18	Sanitary room controls	
	- System components	18 - 29
	- Accessories	30 - 31 / 32 - 37
	- Commissioning Service	38 - 39

SCHELL SWS Server

SCHELL water management system SWS.
The all-rounder for networked sanitary fittings.

SCHELL water management system SWS

For today's operators, investors, sanitary equipment installers, planners and facility managers, the efficient and safe handling of drinking water is a top priority. And this is no easy task, especially for larger properties, whether new buildings or part of an existing portfolio. How can I ensure that the drinking water system is operated hygienically into the long term? And how can I manage fittings and maintenance work productively and economically? Are there management systems that work with my building automation system?

SCHELL has an innovative answer to all these questions: **SCHELL SWS.**
The first water management system offering intelligent wired/wireless networking and control for fittings – especially in public sanitary facilities.

ADVANTAGES:

- **Safe:** first-class drinking water hygiene right up to the tapping point with automated hygiene flushes and centrally controlled thermal disinfection
- **Efficient:** energetic and economical optimisation achieved by targeted control of water quantities and integration with the building automation system
- **User-friendly:** operated via an intuitive, browser-based app available for popular PC, tablet and phone platforms
- **Versatile:** Functions for analysis, end-to-end documentation, room layout creation, setting up groups, and much more
- **Intelligent:** centralised control of fitting parameters via water management server
- **Practical:** system with few components avoids ordering mistakes and helps to ensure rapid installation

SWS enables the networking, control and monitoring of the associated SCHELL fittings via a centralised water management server and an intelligent software package specifically developed to operate it. The system works to the principle of many features from a few components'.The system can be used to control SCHELL's electronic washbasin, shower, WC and urinal fittings.Installations can be networked into a wired or wireless network with the corresponding bus extenders.
Up to 64 subscribers (subscriber = bus extender) can be networked by each server. Gateways can then be used to integrate this system into the existing building automation system.

The System Components.

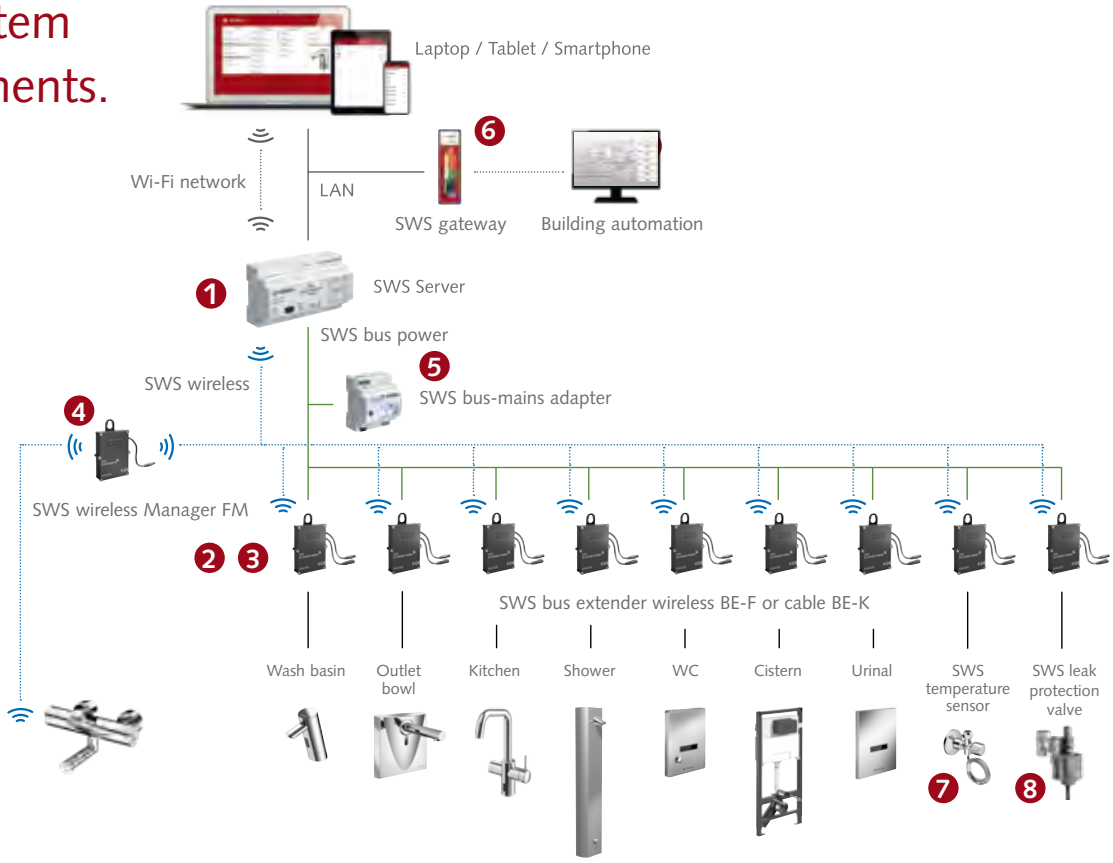

❶ **The SWS server water management system** with its intelligent software is the heart of the system. It is responsible for the central setting of the valve parameters, stagnation flushing, thermal disinfection as well as for analysis and documentation. The data of the up to 64 subscribers are transmitted by wireless technology or by bus cable. The SWS server can be controlled by a higher-level building automation system. Several SWS water management systems can be operated in parallel.

❷ **The SWS bus extender cable BE-K** transmits the data from the fitting to the SWS server and back via cable up to a length of 350 m (the total length of the cables must not exceed 1,000 m). The same cable is used to supply power to the BE-K and the fitting.

❸ **The SWS bus extender wireless BE-F** ensures wireless transmission of data between the SWS server and the electronic fitting. Alternatively, power can be supplied via the battery compartment of the fitting or via a power adapter. When supplied with mains voltage, the wireless bus extender also serves as repeater (mesh network).

❹ **The SWS wireless Manager FM** is used to bridge larger wireless distances. It acts as repeater and is operated via a mains adapter.

❺ **) The SWS bus power supply unit 30 V** supplies all bus extender cables used and the fittings networked via them as well as the SWS server with power.

❻ **The SWS gateways** enable the integration of the SWS water management system into the building control system. A gateway translates the SWS protocol into the required standard bus protocol. Depending on the protocol and the number of data points required, various versions are available. One SWS gateway is required for each SWS server connected.

❼ **The SWS temperature sensors** record the water temperature, enabling hygiene flushing to becontrolled and temperatures to be documented. To transmit the temperature data, the temperature sensors are integrated into the SWS network via the bus extender of the fitting or directly with their own bus extender.

❽ **The SWS leak protection valve** prevents water damage outside of building usage times and protects drinking water hygiene at the same time. By means of a programmable calendar function, it shuts off the water supply at times when areas of the building are not being used. It opens and closes automatically for stagnation flushes.

SCHELL SMART. SWS.

The global remote access to the SWS water management system.

GERMAN INNOVATION AWARD '20 GOLD

SCHELL SMART.SWS

Perfect drinking water hygiene must be permanently guaranteed. How good it is that operators, investors and facility managers can now be supported in maintaining drinking water quality at any time, even while on the move, and can obtain information about flushing, water consumption (calculated) of the networked fittings and service messages across the entire building. With the new SCHELL SMART.SWS, water management has never been easier.

THE ADVANTAGES:

- **safe:** cross-building monitoring of operating parameters (VDI 6023) and control of system functions. Encrypted com munication is a matter of course
- **comprehensive:** flushes, temperatures, consumption (calculated), usage frequencies, messages and much more are made available for evaluation
- **location-independent:** Access to the SCHELL water management system via any end device connected to the Internet, no matter where you are.
- **global:** all properties worldwide at a glance
- **efficient:** short-term adjustment of all system parameters, e.g. hygiene flushing and foresighted planning of maintenance operations
- **user-friendly:** clear evaluations with intuitive operation

SCHELL

The System Components.

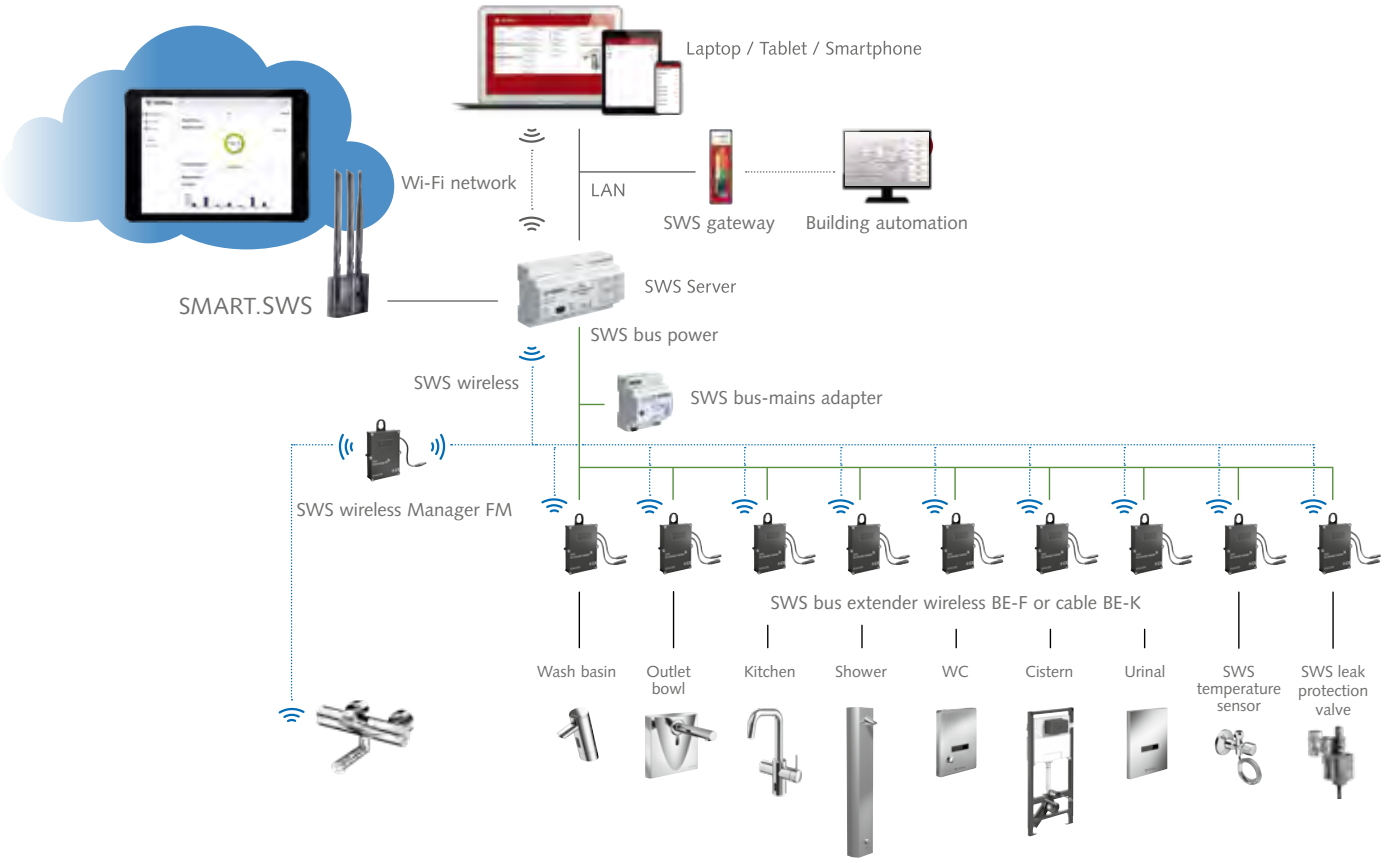

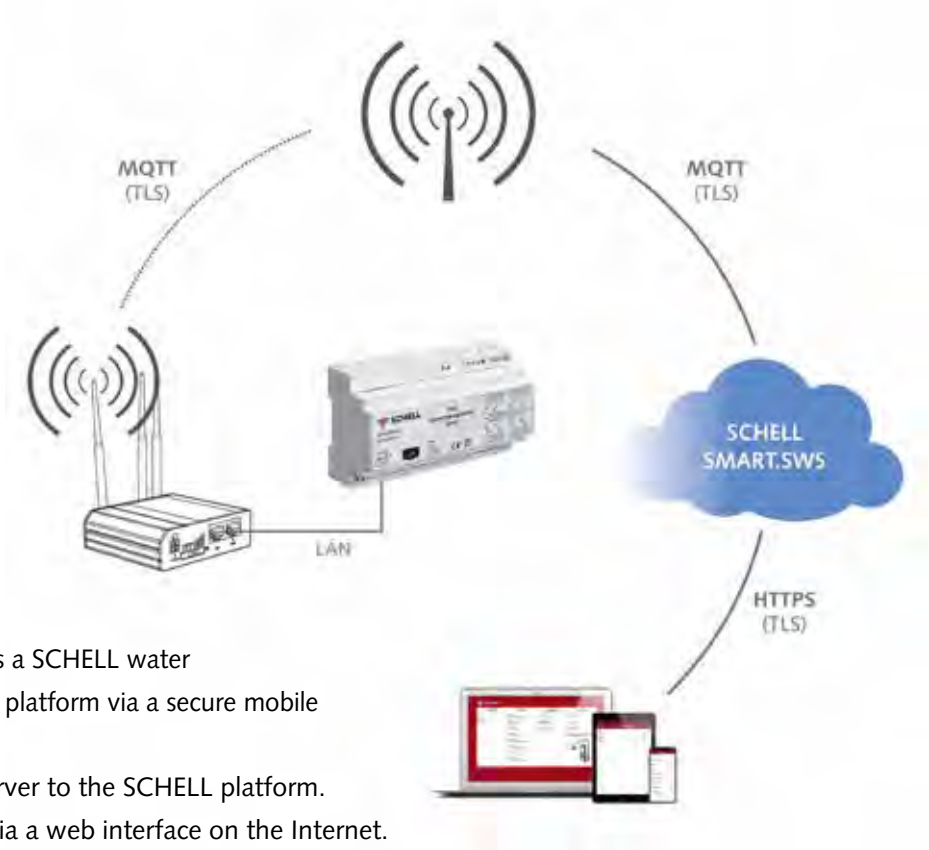

Application

The SCHELL SMART.SWS router connects a SCHELL water management system SWS to the SCHELL platform via a secure mobile wireless connection.

The data is transferred from the SWS server to the SCHELL platform. Authorized users can analyze this data via a web interface on the Internet.

SCHELL Single Control SSC.
The Bluetooth® solution for parameterization of individual fittings.

SCHELL Single Control SSC

Ensuring hygienically safe operation of drinking water installations is important even with a minor number of fittings in public buildings. Here, electronic fittings play a central role. However, the manual parameterization of each individual fitting often takes a lot of time and is prone to errors.

The practical solution: **SCHELL SSC.**
The system with which individual fittings in the predominantly public sanitary room can be parameterized conveniently and quickly, e.g. via Bluetooth®.

THE ADVANTAGES:

- **efficient:** Optimization of the workload through fast and demand-oriented parameterization of the fittings and targeted maintenance operations.
- **variable:** Both the SSC USB adapter and the SSC Bluetooth® module can be used as mobile tools. If the Bluetooth® module remains on the fitting, additional functions such as time-controlled stagnation flushes can be carried out.
- **practical:** immediately ready for use
- **economical:** no extensive additional equipment necessary, sustainable effect even with few taps
- **user-friendly:** intuitive operation via PC software or app for smartphones and tablets
- **safe:** helps maintain water quality, e.g. through time-controlled stagnation flushing, especially for infrequently used tapping points

SSC enables the parameterization of the associated electronic SCHELL fittings, e.g. via Bluetooth® wireless technology using the SSC Bluetooth® module and the free app for iOS and Android. Wash basin taps can be programmed, as well as shower, WC and urinal fittings.

The System Components.

❶ **Das SSC Bluetooth® module:** Every SSC-capable SCHELL fitting can be parameterized via SSC Bluetooth® module and the SCHELL Bluetooth® app using point-to-point communication via Bluetooth®. Point-to-point communication (device pairing) between the valve and smartphone or tablet takes place via Bluetooth® Smart, the particularly energy-saving Bluetooth® variant. The SSC Bluetooth® module can either be used as a mobile programming unit or permanently connected to a fitting and its power supply. In the case of permanent installation, additional functions can be used, such as stagnation flushes by means of an integrated flushing calendar on specified days and times as well as their documentation (incl. optional output as a CSV file). Fault diagnosis via app is also possible.

The SSC Bluetooth® app: It can be downloaded free of charge from the App Store and Google Play.
The user interface was designed with intuitive operation and easy navigation in mind. After pairing with a corresponding fitting via Bluetooth® module, fitting parameters, such as running time and sensor range, can be conveniently adapted to local conditions in the app. If several identical taps shall receive the same settings, these can be temporarily stored in the app and easily transferred to the next connected tap.

SSC USB adapter (not shown): The SSC USB adapter connects an SSC-capable fitting from SCHELL to a PC. It is connected to the fitting instead of the power supply. The SSC USB software can then be used to parameterize and diagnose the fitting via PC. The software can be downloaded free of charge from www.schell.eu.

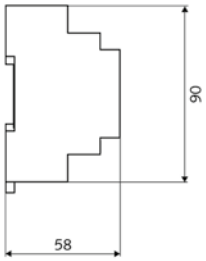

Product description	Article number

SWS Server

Selectable via PC via LAN and/or Wi-Fi, or with a mobile device over a Wi-Fi network.
Each with 4 controllable inputs/outputs. Logging onto a microSD card. Server for central control of up to 64 SWS subscribers via wireless and/or cable connection. Control and parametrisation of networkable SCHELL fittings.

Scope of delivery
- SWS server
  - Integrated micro SD card

Technical data
- Programmable parameters (SWS server)
  - User rights management
  - Duration of flow
  - Energy saving mode
  - Trap flushing
  - Max. flow time
  - Post Runtime
  - Cleaning stop
  - Sensor range
  - Flush time
  - Stadium program
  - Stagnation flush
  - Thermal disinfection
  - Pre-flush
- Approved according to: DIN EN 61000-6-2:2005, DIN EN 61000-6-3:2006 + A1:2010, DIN EN 61000-6-3:2007 + A1:2011, DIN EN 61000-4-2:2009, EN 300328, EN 301 489-1, EN 301 489-17, DIN EN 60950-1:2006 / A12:2011

PU: 1, W: 1,26 kg/Piece **00 500 00 99**

Necessary associated articles
- SWS Bus mains adapter 00 505 00 99 Page 19
- SWS Bus extender cable BE-K 00 501 00 99 Page 20 and/or
- SWS Bus extender wireless BE-F 00 502 00 99 Page 20

Recommended associated articles
- SWS Electrical distribution box 00 506 00 99 Page 19

Installation Note
- Terminal strip and top-hat rail on site.
- For mounting on onsite 35 mm top-hat rail (according to EN 60715).

Recommendation:

SMART.SWS_

SWS can be extended with SMART.SWS with little effort and thus offers greater clarity, effectiveness and economy of your SWS installation.

SMART.SWS offers the following advantages:

Graphical evaluation of the following data and thus clearer SWS operation
- The right view for everyone:
  - Property
  - Building
  - Water Management system
- Stagnation flushes
- Thermal disinfections
- System messages
- Temperature curves
- Display of frequently and rarely used fittings
- Water quantities (calculated)
- Battery charge levels
- Remote access to the SWS server (separate password)

For organisational reasons, SMART.SWS can only be obtained from SCHELL.

SCHELL will be happy to advise you._

Ordering information:

Please note the commissioning services
on page 38 - 39. Availability only on request.

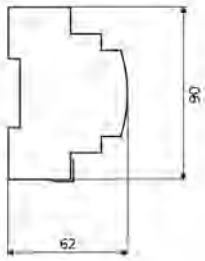

Product description	Article number

SWS Bus mains adapter

For supplying an SWS server and up to 64 SWS Bus extender cable BE-Ks. For mounting on 35 mm top-hat rail (according to EN 60715).

Scope of delivery
- Bus mains adapter

Technical data
- Input: 100 - 240 VAC, 50 - 60 Hz
- Output: 30 VDC

PU: 1, W: 0,33 kg/Piece **00 505 00 99**

Recommended associated articles
- SWS Electrical distribution box 00 506 00 99 Page 19

Installation Note
- Power supply to SWS Bus extender cable BE-K via bus cable
- Terminal strip and top-hat rail on site.

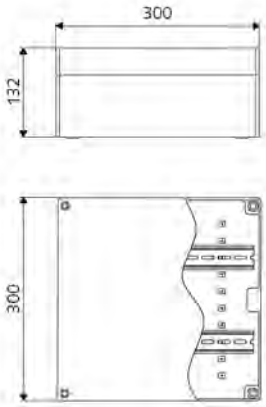

SWS Electrical distribution box

For installing the SWS Server and the SWS bus mains adapter.

Scope of delivery
- Electrical junction box
  - Top-hat rail, pre-assembled
  - Cover, 4-way locked
  - Pre-punching for ISO clamp fittings

Technical data
- Protection class: IP 65

PU: 1, W: 2,12 kg/Piece **00 506 00 99**

Recommended associated articles
- SWS Server 00 500 00 99 Page 18
- SWS Bus mains adapter 00 505 00 99 Page 19

Product description	Article number

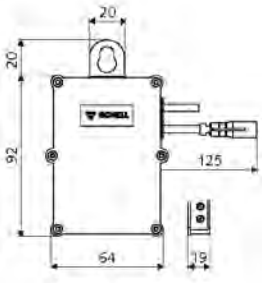

SWS Bus extender cable BE-K

Module for linking an SWS subscriber to the SWS Server via a cabled network. Transfers data between SWS subscriber and SWS Server.

Scope of delivery
- BE-K wired bus extender
  - Connection cable

PU: 1, W: 0,16 kg/Piece **00 501 00 99**

Necessary associated articles
- SWS Server 00 500 00 99 Page 18
- SWS Bus mains adapter 00 505 00 99 Page 19

Recommended associated articles
- Concealed junction box MONTUS FLOW 77 752 00 99 Page 31, 269

Installation Note
- The max. cable length between the SWS server and the SWS Bus extender cable BE-K is 350 m. The sum of all cable lengths between the SWS server and the SWS Bus extender cable BE-K must not exceed 1,000 m.

Note
- For exact temperature recording, we recommend the use of the corresponding SWS temperature sensors.

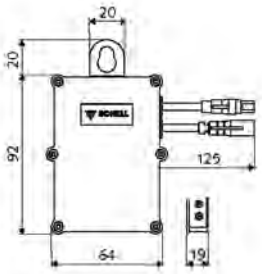

SWS Bus extender wireless BE-F

Module for linking an SWS bus subscriber to the SWS Server via a wireless network. Transfers data between SWS subscriber and SWS Server. A mesh wireless network is set up for mains operation.

PU: 1, W: 0,11 kg/Piece **00 502 00 99**

Necessary associated articles
- SWS Server 00 500 00 99 Page 18
- SWS Bus mains adapter 00 505 00 99 Page 19

Recommended associated articles
- SWS Wireless manager FM 00 503 00 99 Page 20
- Concealed junction box MONTUS FLOW 77 752 00 99 Page 31, 269

Note
- For exact temperature recording, we recommend the use of the corresponding SWS temperature sensors.

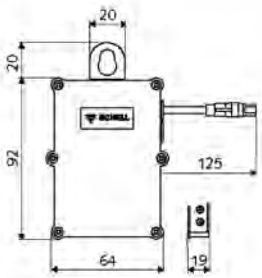

SWS Wireless manager FM

For bridging longer wireless distances between the SWS wireless bus extender and the SWS Server via a mesh wireless network.

PU: 1, W: 0,10 kg/Piece **00 503 00 99**

Necessary associated articles
- SWS Server 00 500 00 99 Page 18
- SWS Bus mains adapter 00 505 00 99 Page 19
- SWS Bus extender wireless BE-F 00 502 00 99 Page 20 or
- SWS Bus extender wireless BE-F VITUS 00 507 00 99 Page 32, 203
- Transformer plug, 9 VDC, 100 - 240 VAC, 50 - 60 Hz 01 316 00 99 Page 21 or
- Concealed power supply unit 9 VDC, 100 - 240 VAC, 50 - 60 Hz 01 315 00 99 Page 136, 148, 180, 210, 234

Installation Note
- The SWS FM wireless manager must not be operated with batteries.

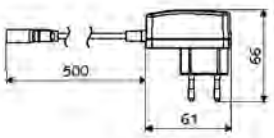

Product description	Article number	
Transformer plug 9 VDC, 100 - 240 VAC, 50 - 60 Hz Suitable for GRANDIS E and PURIS E, VENUS E, CELIS E fittings from 09/2016 and for SWS FM wireless manager. With 3-pin plug connection to electronics. **Technical data** • output: 9 VDC		
PU: 1, W: 0,12 kg/Piece	**01 316 00 99**	

Product description	Article number

SWS Gateway BACnet IP/MSTP

For integrating the SWS water management system with a central building control/automation system. Translates the SWS protocol into the BACnet IP/MSTP bus protocol. Data points can be chosen as required – subsequent upgrade possible to max. 2,500 data points without replacing hardware. Configuration accessible only via individual password.

Scope of delivery
- Gateway with web interface
  - ARM9 processor
  - LED status indicators
  - Rugged metal housing for top hat rail installation
  - RS-485/COM1 interfaces
  - RJ45 LAN interface, 10/100 Mbps
  - Preinstalled German and English language packs

Technical data
- Dimensions: w 31 mm x h 100 mm x d 70 mm
- input: 12 - 24 VAC

Data points: 200 **PU: 1, W: 0,38 kg/Piece**	**00 512 00 99**
Data points: 500 **PU: 1, W: 0,35 kg/Piece**	**00 513 00 99**
Data points: 1.000 **PU: 1, W: 0,55 kg/Piece**	**00 514 00 99**
Data points: 2.500 **PU: 1, W: 0,55 kg/Piece**	**00 515 00 99**

Recommended associated articles
- Configuration/project planning SWS Gateway 98 102 00 00 Page 39
- Commiossioning SWS Gateway 98 103 00 00 Page 39

SWS Gateway MODBUS IP/RTU

For integrating the SWS water management system with a central building control/automation system. Translates the SWS protocol into the MODBUS IP/RTU bus protocol. Data points can be chosen as required – subsequent upgrade possible to max. 2,500 data points without replacing hardware. Configuration accessible only via individual password.

Scope of delivery
- Gateway with web interface
  - ARM9 processor
  - LED status indicators
  - Rugged metal housing for top hat rail installation
  - RS-485/COM1 interfaces
  - RJ45 LAN interface, 10/100 Mbps
  - Preinstalled German and English language packs

Technical data
- Dimensions: w 31 mm x h 100 mm x d 70 mm
- input: 12 - 24 VAC

Data points: 200 **PU: 1, W: 0,55 kg/Piece**	**00 516 00 99**
Data points: 500 **PU: 1, W: 0,55 kg/Piece**	**00 517 00 99**
Data points: 1.000 **PU: 1, W: 0,55 kg/Piece**	**00 518 00 99**
Data points: 2.500 **PU: 1, W: 0,55 kg/Piece**	**00 519 00 99**

Recommended associated articles
- Configuration/project planning SWS Gateway 98 102 00 00 Page 39
- Commiossioning SWS Gateway 98 103 00 00 Page 39



Product description	Article number

SWS Gateway MODBUS IP/RTU - X Link

For integrating the SWS water management system with a central building control/automation system. Translates the SWS protocol into the MODBUS IP/RTU bus protocol. 2 seperate networks for the SWS and MODBUS protocol. Data points can be chosen as required – subsequent upgrade possible to max. 2,500 data points without replacing hardware. Configuration accessible only via individual password.

Scope of delivery
- Gateway with web interface
  - ARM9 processor
  - LED status indicators
  - Rugged metal housing for top hat rail installation
  - RS-232/RS-485 interfaces
  - 2x RJ45 LAN interface, 10/100 Mbps
  - Preinstalled German and English language packs

Technical data
- Dimensions: w 48 mm x h 100 mm x d 70 mm
- input: 12 - 24 VAC

Data points: 200 **PU: 1, W: 0,55 kg/Piece**	**00 528 00 99**
Data points: 500 **PU: 1, W: 0,55 kg/Piece**	**00 529 00 99**
Data points: 1.000 **PU: 1, W: 0,55 kg/Piece**	**00 530 00 99**
Data points: 2.500 **PU: 1, W: 0,55 kg/Piece**	**00 531 00 99**

Recommended associated articles
- Configuration/project planning SWS Gateway 98 102 00 00 Page 39
- Commiossioning SWS Gateway 98 103 00 00 Page 39



SWS Gateway BACnet IP/MSTP - X

For integrating the SWS water management system with a central building control/automation system. Translates the SWS protocol into the BACnet IP/MSTP bus protocol. 2 seperate networks for the SWS and BACnet protocol. Data points can be chosen as required – subsequent upgrade possible to max. 2,500 data points without replacing hardware. Configuration accessible only via individual password.

Scope of delivery
- Gateway with web interface
  - ARM9 processor
  - LED status indicators
  - Rugged metal housing for top hat rail installation
  - RS-232/RS-485 interfaces
  - 2x RJ45 LAN interface, 10/100 Mbps
  - Preinstalled German and English language packs

Technical data
- Dimensions: w 48 mm x h 100 mm x d 70 mm
- input: 12 - 24 VAC

Data points: 200 **PU: 1, W: 0,55 kg/Piece**	**00 524 00 99**
Data points: 500 **PU: 1, W: 0,44 kg/Piece**	**00 525 00 99**
Data points: 1.000 **PU: 1, W: 0,55 kg/Piece**	**00 526 00 99**
Data points: 2.500 **PU: 1, W: 0,55 kg/Piece**	**00 527 00 99**

Recommended associated articles
- Configuration/project planning SWS Gateway 98 102 00 00 Page 39
- Commiossioning SWS Gateway 98 103 00 00 Page 39

Product description	Article number

SWS Gateway OPC Server DA 2.0

For integrating the SWS water management system with a central building control/automation system. Translates the SWS protocol into the OPC Server DA 2.0 bus protocol. Data points can be chosen as required – subsequent upgrade possible to max. 2,500 data points without replacing hardware. Configuration accessible only via individual password.

Scope of delivery
- Gateway with web interface
  - ARM9 processor
  - LED status indicators
  - Rugged metal housing for top hat rail installation
  - RS-485/COM1 interfaces
  - RJ45 LAN interface, 10/100 Mbps
  - Preinstalled German and English language packs

Technical data
- Dimensions: w 31 mm x h 100 mm x d 70 mm
- input: 12 - 24 VAC

Data points: 200 **PU: 1, W: 0,55 kg/Piece**	**00 520 00 99**
Data points: 500 **PU: 1, W: 0,55 kg/Piece**	**00 521 00 99**
Data points: 1.000 **PU: 1, W: 0,55 kg/Piece**	**00 522 00 99**
Data points: 2.500 **PU: 1, W: 0,55 kg/Piece**	**00 523 00 99**

Recommended associated articles
- Configuration/project planning SWS Gateway 98 102 00 00 Page 39
- Commiossioning SWS Gateway 98 103 00 00 Page 39

SWS Gateway OPC Server DA 2.0 - X Link

For integrating the SWS water management system with a central building control/automation system. Translates the SWS protocol into the OPC Server DA 2.0 bus protocol. 2 seperate networks for the SWS and OPC protocol. Data points can be chosen as required – subsequent upgrade possible to max. 2,500 data points without replacing hardware. Configuration accessible only via individual password.

Scope of delivery
- Gateway with web interface
  - ARM9 processor
  - LED status indicators
  - Rugged metal housing for top hat rail installation
  - RS-232/RS-485 interfaces
  - 2x RJ45 LAN interface, 10/100 Mbps
  - Preinstalled German and English language packs

Technical data
- Dimensions: w 48 mm x h 100 mm x d 70 mm
- input: 12 - 24 VAC

Data points: 200 **PU: 1, W: 0,55 kg/Piece**	**00 532 00 99**
Data points: 500 **PU: 1, W: 0,55 kg/Piece**	**00 533 00 99**
Data points: 1.000 **PU: 1, W: 0,55 kg/Piece**	**00 534 00 99**
Data points: 2.500 **PU: 1, W: 0,55 kg/Piece**	**00 535 00 99**

Recommended associated articles
- Configuration/project planning SWS Gateway 98 102 00 00 Page 39
- Commiossioning SWS Gateway 98 103 00 00 Page 39

Product description	Article number

SWS Gateway LON

Data points can be chosen as required – subsequent upgrade possible to max. 2,500 data points without replacing hardware. Configuration accessible only via individual password. Translates the SWS protocol into the LON bus protocol. For integrating the SWS water management system with a central building control/automation system.

Scope of delivery
- Gateway with web interface
  - ARM9 processor
  - LED status indicators
  - Rugged metal housing for top hat rail installation
  - RJ45 LAN interface, 10/100 Mbps
  - RS-232/RS-485 interfaces
  - Preinstalled German and English language packs

Technical data
- Dimensions: w 48 mm x h 100 mm x d 70 mm
- input: 12 - 24 VAC

Data points: 200 **PU: 1, W: 0,55 kg/Piece**	**00 536 00 99**
Data points: 500 **PU: 1, W: 0,55 kg/Piece**	**00 537 00 99**
Data points: 1.000 **PU: 1, W: 0,55 kg/Piece**	**00 538 00 99**
Data points: 2.500 **PU: 1, W: 0,55 kg/Piece**	**00 539 00 99**

Recommended associated articles
- Configuration/project planning SWS Gateway 98 102 00 00 Page 39
- Commiossioning SWS Gateway 98 103 00 00 Page 39

SWS Gateway KNX

For integrating the SWS water management system with a central building control/automation system. Translates the SWS protocol into the KNX bus protocol. Data points can be chosen as required – subsequent upgrade possible to max. 2,500 data points without replacing hardware. Configuration accessible only via individual password.

Scope of delivery
- Gateway with web interface
  - ARM9 processor
  - LED status indicators
  - Rugged metal housing for top hat rail installation
  - RS-232/RS-485 interfaces
  - RJ45 LAN interface, 10/100 Mbps
  - Preinstalled German and English language packs

Technical data
- Dimensions: w 48 mm x h 100 mm x d 70 mm
- input: 12 - 24 VAC

Data points: 200 **PU: 1, W: 0,55 kg/Piece**	**00 540 00 99**
Data points: 500 **PU: 1, W: 0,43 kg/Piece**	**00 541 00 99**
Data points: 1.000 **PU: 1, W: 0,55 kg/Piece**	**00 542 00 99**
Data points: 2.500 **PU: 1, W: 0,55 kg/Piece**	**00 543 00 99**

Recommended associated articles
- Configuration/project planning SWS Gateway 98 102 00 00 Page 39
- Commiossioning SWS Gateway 98 103 00 00 Page 39

Product description	Article number

SWS Gateway LCN

For integrating the SWS water management system with a central building control/automation system. Translates the SWS protocol into the LCN bus protocol. Data points can be chosen as required – subsequent upgrade possible to max. 2,500 data points without replacing hardware. Configuration accessible only via individual password.

Scope of delivery
- Gateway with web interface
  - ARM9 processor
  - LED status indicators
  - Rugged metal housing for top hat rail installation
  - RS-232/RS-485 interfaces
  - RJ45 LAN interface, 10/100 Mbps
  - Preinstalled German and English language packs

Technical data
- Dimensions: w 48 mm x h 100 mm x d 70 mm
- input: 12 - 24 VAC

Data points: 200 **PU: 1, W: 0,55 kg/Piece**	**00 544 00 99**
Data points: 500 **PU: 1, W: 0,55 kg/Piece**	**00 545 00 99**
Data points: 1.000 **PU: 1, W: 0,55 kg/Piece**	**00 546 00 99**
Data points: 2.500 **PU: 1, W: 0,55 kg/Piece**	**00 547 00 99**

Recommended associated articles
- Configuration/project planning SWS Gateway 98 102 00 00 Page 39
- Commiossioning SWS Gateway 98 103 00 00 Page 39

SWS Gateway Profinet

For integrating the SWS water management system with a central building control/automation system. Translates the SWS protocol into the Profinet bus protocol. Data points can be chosen as required – subsequent upgrade possible to max. 2,500 data points without replacing hardware. Configuration accessible only via individual password.

Scope of delivery
- Gateway with web interface
  - ARM9 processor
  - LED status indicators
  - Rugged metal housing for top hat rail installation
  - RS-232/RS-485 interfaces
  - Preinstalled German and English language packs

Technical data
- Dimensions: w 48 mm x h 100 mm x d 70 mm
- input: 12 - 24 VAC

Data points: 200 **PU: 1, W: 0,55 kg/Piece**	**00 548 00 99**
Data points: 500 **PU: 1, W: 0,55 kg/Piece**	**00 549 00 99**
Data points: 1.000 **PU: 1, W: 0,55 kg/Piece**	**00 550 00 99**
Data points: 2.500 **PU: 1, W: 0,55 kg/Piece**	**00 551 00 99**

Recommended associated articles
- Configuration/project planning SWS Gateway 98 102 00 00 Page 39
- Commiossioning SWS Gateway 98 103 00 00 Page 39

Product description	Article number	

SWS Gateway Profibus 10.000

For integrating the SWS water management system with a central building control/automation system. Translates the SWS protocol into the Profibus bus protocol. Data points can be chosen as required.

Scope of delivery
- Gateway with web interface
  - Real-time clock
  - Rugged metal housing for top hat rail installation

Technical data
- Power consumption: 8 W
- Ambient temperature: 0-45 °C, 32-113 °F
- Ambient humidity: 20–80% relative humidity, non-condensing
- dimensions: w 60 mm x h 195 mm x d 130 mm

Connections and displays

PWR - Power; Power supply
- 1: V+ 9-30 VDC
- 2: V- GND
- 3: Ground

RS232-1 + RS232-2 interface
- 1: DCD
- 2: RXD input
- 3: TXD output
- 4: DTR
- 5: GND
- 6: DSR
- 7: RTS output
- 8: CTS input
- 9: RI

RS485-4 + RS485-5 interface
- 1: 100 Ohm termination
- 2: DATA - non-inverted output
- 3: DATA - inverted output
- 4: +5 V
- 6: GND

D-In/Out; digital inputs/outputs
- 1: GND for digital outputs
- 2: GND for digital inputs
- 3: Digital input 1 (max. 50 VDC)
- 4: Digital input 2 (max. 50 VDC)
- 5: Digital input 3 (max. 50 VDC)
- 6: V+ for digital output (max. 40 V)
- 7: Digital output 1 (max. 40 VDC, 0.5 A)
- 8: Digital output 2 (max. 40 VDC, 0, 5 A)

VGA connector
- Connection for display devices with VGA signal Reset button

Reset- button

PWR
- LED green when unit is switched on
- HDD
- LED green when hard disk is accessed

Status LED LAN1 + LAN2
- RJ45 10/100 Mbit Ethernet
- Link indicates a LAN- connection
- 10/100 indicates the connection speed

USB1 + USB2
- USB 2. 0 for USB device e.g. USB-LON adapter

Optional Profibus connection
- Profibus DP Master/Slave
- Profibus FMS
- Profibus GA.2 .0

Data points: 10.000 **PU: 1, W: 1,20 kg/Piece**	**00 552 00 99**

Recommended associated articles
- Configuration/project planning SWS Gateway 98 102 00 00 Page 39
- Commiossioning SWS Gateway 98 103 00 00 Page 39

Figure: Installation site

Product description	Article number

SWS wired leak protection fitting

Ball valve with maintenance-free, electric actuator for period-controlled, automatic or manual shut-off of the drinking water installation. Selectable via SWS Server and integrated SWS BE-F wired bus extender. Gear motor disengage with lockable push button.

Scope of delivery
- Leak protection fitting
  - Electric drive
  - Control unit with integrated SWS Bus extender cable BE-K
  - Ball valve
  - Connection cable 1000 mm, 3x 0.75 mm²

Technical data
- Material: Parts in contact with water Brass, conform to German drinking water regulations
- input: 230 VAC, 50 - 60 Hz
- Protection class: IP 54

Connection: DN 15 G 1/2 IG, Outlet: DN 15 G 1/2 IG **PU: 1, W: 2,17 kg/Piece**	**01 034 00 99**
Connection: DN 20 G 3/4 IG, Outlet: DN 20 G 3/4 IG **PU: 1, W: 2,25 kg/Piece**	**01 033 00 99**
Connection: DN 25 G 1 IG, Outlet: DN 25 G 1 IG **PU: 1, W: 2,48 kg/Piece**	**01 032 00 99**
Connection: DN 32 G 1 1/4 IG, Outlet: DN 32 G 1 1/4 IG **PU: 1, W: 3,06 kg/Piece**	**01 031 00 99**
Connection: DN 40 G 1 1/2 IG, Outlet: DN 40 G 1 1/2 IG **PU: 1, W: 3,27 kg/Piece**	**01 030 00 99**
Connection: DN 50 G 2 IG, Outlet: DN 50 G 2 IG **PU: 1, W: 5,35 kg/Piece**	**01 029 00 99**

Installation Note
- The figure shown illustrates the installation site.

Figure: Installation site

SWS wireless leak protection fitting

Ball valve with maintenance-free, electric actuator for period-controlled, automatic or manual shut-off of the drinking water installation. Selectable via SWS Server and integrated SWS BE-F wireless bus extender. Gear motor disengage with lockable push button.

Scope of delivery
- Leak protection fitting
  - Electric drive
  - Control unit with integrated SWS BE-F wireless bus extender
  - Ball valve
  - Connection cable 1000 mm, 3x 0.75 mm²

Technical data
- Material: Parts in contact with water Brass, conform to German drinking water regulations
- input: 230 VAC, 50 - 60 Hz
- Protection class: IP 54

Connection: DN 15 G 1/2 IG, Outlet: DN 15 G 1/2 IG **PU: 1, W: 2,20 kg/Piece**	**01 040 00 99**
Connection: DN 20 G 3/4 IG, Outlet: DN 20 G 3/4 IG **PU: 1, W: 2,28 kg/Piece**	**01 039 00 99**
Connection: DN 25 G 1 IG, Outlet: DN 25 G 1 IG **PU: 1, W: 2,50 kg/Piece**	**01 038 00 99**
Connection: DN 32 G 1 1/4 IG, Outlet: DN 32 G 1 1/4 IG **PU: 1, W: 3,09 kg/Piece**	**01 037 00 99**
Connection: DN 40 G 1 1/2 IG, Outlet: DN 40 G 1 1/2 IG **PU: 1, W: 3,33 kg/Piece**	**01 036 00 99**
Connection: DN 50 G 2 IG, Outlet: DN 50 G 2 IG **PU: 1, W: 5,40 kg/Piece**	**01 035 00 99**

Installation Note
- The figure shown illustrates the installation site.

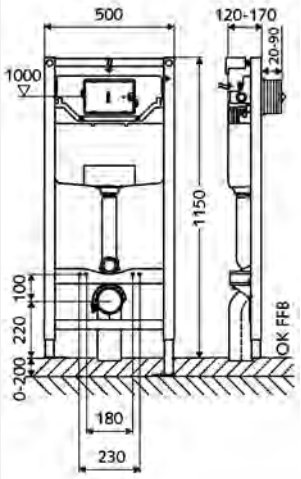

SSC

SWS

NEW

Product description	Article number

WC module MONTUS Flow

Type C 120

WC module, height 115 cm with concealed cistern 12 cm. For stud wall or pre-wall mounting or exposed installation. Suitable for networking with the SCHELL SWS water management system. Configurable via SCHELL Single Control SSC. Integrated flush valve with drain via flush pipe for scheduled stagnation flushes. For wall-mounted WC with 180 or 230 mm fastening dimension. Self-supporting, powder-coated steel profiled frame with height-adjustable feet. Saves water with dual flush and delayed filling process (saves about 0.5 l/flush). Flush triggering electronic or mechanical.

Scope of delivery
- WC module
  - WC concealed cistern 12 cm, actuation from front
  - Angle valve with regulating function, G 1/2 AG, noise class I
  - Flush pipe Ø 45 mm, with construction plug
  - Height-adjustable mounting feet 0-20 cm
- Reducer Ø 90/110 mm
- WC connection set (supply Ø 45 mm, drain Ø 90/110 mm)
- Conduit 5 m, • 5 m extension cable
- Fastening material for WC installation (fastening bolts M 12 x 200 mm, protection hoses, plastic collar bushings, nuts, flat washers, cover caps)
- Fastening material for mounting feet

Technical data
- Material: Angle valve Brass, conform to German drinking water regulations; Frame Steel
- Dual flush: Eco flush volume 3 l, Main flush volume 4/5/6/7 l adjustable (6 l factory setting)
- Load capacity: max. 400 kg (when using MONTUS wall bracket set)
- Surface: Frame Powder coat finish
- Dimensions: w 50 cm x h 115 cm
- Waste water connection: Ø 90 /110 mm, • Flush pipe connection: Ø 45 mm
- Water connection: DN 15 R 1/2 AG (rear centre), • Waste water outlet: Ø 90/110 mm

PU: 1, W: 13,04 kg/Piece **03 038 00 99**

Necessary associated articles

For exposed installation
- MONTUS wall bracket set (120 - 170 mm) 03 071 00 99 Page 280 or
- MONTUS wall bracket set (150 - 210 mm) 03 077 00 99 Page 280

For electronic actuation
- Electronic conversion kit MONTUS 03 127 00 99 Page 264

For networking with SWS water management system
- SWS Server 00 500 00 99 Page 18
- SWS Bus mains adapter 00 505 00 99 Page 19
- SWS Bus Extender wired BE-K Flow 00 563 00 99 Page 30, 268 and/or
- SWS Bus Extender wireless BE-F Flow 00 564 00 99 Page 30, 268

For operation with Single Control SSC
- SSC Bluetooth® module Flow 00 929 00 99 Page 136, 148, 180, 210, 234

For operation with Single Control SSC and electrical junction box
- Top-hat rail transformer 9 VDC, 100 - 240 VAC, 50 - 60 Hz 01 582 00 99 Page 137, 148, 180, 211, 234

For operation with Single Control SSC and concealed junction box
- concealed power supply unit MONTUS Flow / EDITION E 00 904 00 99 Page 492

For operation with SWS BE-F wireless bus extender or Single Control SSC
- Electrical junction box 9 VDC, 100 - 240 VAC, 50 - 60 Hz 01 583 00 99 Page 137

Mechanical and electronic WC operating panels - see overview on page 256 - 257

Recommended associated articles
- Concealed junction box MONTUS FLOW 77 752 00 99 Page 31, 269
- SWS Temperature sensor PT 1000 00 562 00 99 Page 31, 269



SSC

NEW

SSC Bluetooth® module Flow

Flow concealed cistern. Access via SSC Bluetooth® app (can be downloaded from App Store, Play Store) and mobile Android or iOS devices. The module enables stagnation flushes according to days of the week and time. The last 64 stagnation flushes are stored and can be accessed via the app. This data can also be sent/exported via email as a CSV file if required. Access to the SSC Bluetooth® module is protected by an access code that can be changed individually.

Scope of delivery
- SSC Bluetooth® module, - Integrated rechargeable battery for date/time reserve power

Technical data
- Wireless standard: Bluetooth® SMART
- Frequency band: 2,4 GHz, • Max. Range: 10 m (depending on installation site and building materials)

PU: 1 **00 929 00 99**

Necessary associated articles
- Top-hat rail transformer 9 VDC 01 582 00 99 Page 136, 148, 180, 210, 234
- Concealed transformer EDITION E 00 904 00 99 Page 492
- Transformer plug 9 VDC 01 316 00 99 Page 21

Recommended associated articles
- Concealed junction box MONTUS FLOW 77 752 00 99 Page 31

In connection with
- WC module MONTUS Flow 03 038 00 99 Page 29, 267

Note
- Deliverable in III. Quarter 2022.

NEW

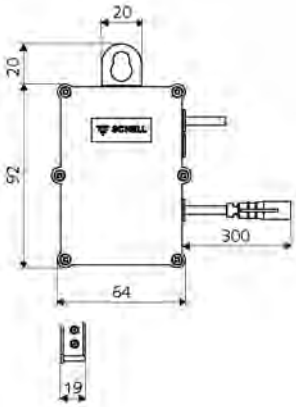

Product description	Article number

SWS Bus Extender cable BE-K Flow

Module for networking a solenoid valve for stagnation flush with the SWS server, wired. Transmits data between the solenoid valve and the SWS server.

Scope of delivery
- Bus-Extender wired BE-K Flow
  - Connection cable

PU: 1, W: 0,16 kg/Piece **00 563 00 99**

Necessary associated articles
- SWS Server 00 500 00 99 Page 18
- SWS Bus mains adapter 00 505 00 99 Page 19
- WC module MONTUS Flow 03 038 00 99 Page 29, 267

Recommended associated articles
- SWS Temperature sensor PT 1000 00 562 00 99 Page 31, 269
- Concealed junction box MONTUS FLOW 77 752 00 99 Page 31, 269

Installation Note
- The max. cable length between the SWS server and the SWS Bus extender cable BE-K is 350 m. The sum of all cable lengths between the SWS server and the SWS Bus extender cable BE-K must not exceed 1,000 m.

Note
- For exact temperature recording, we recommend the use of the corresponding SWS temperature sensors.

NEW

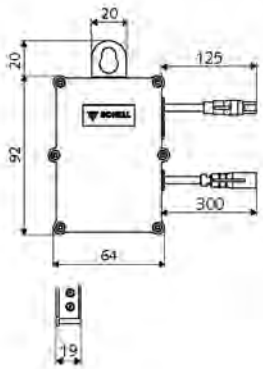

SWS Bus Extender wireless BE-F Flow

Module for networking a solenoid valve for stagnation flush with the SWS server, wireless. Transmits data between the solenoid valve and the SWS server.

Scope of delivery
- Bus-Extender wireless BE-F Flow
  - Connection cable

PU: 1 **00 564 00 99**

Necessary associated articles
- SWS Server 00 500 00 99 Page 18
- SWS Bus mains adapter 00 505 00 99 Page 19
- WC module MONTUS Flow 03 038 00 99 Page 29, 267

Recommended associated articles
- SWS Wireless manager FM 00 503 00 99 Page 20
- SWS Temperature sensor PT 1000 00 562 00 99 Page 31, 269
- Concealed junction box MONTUS FLOW 77 752 00 99 Page 31, 269

Note
- For exact temperature recording, we recommend the use of the corresponding SWS temperature sensors.

NEW

Product description	Article number

Concealed junction box MONTUS FLOW

For mounting the SWS Bus Extender or SSC Bluetooth modules.

Scope of delivery
- Concealed junction box
  - Cover, 4-way locked
  - Seal for waterproofing on tile or wall

Technical data
- Protection class: IP 55

PU: 1, W: 0,51 kg/Piece **77 752 00 99**

Recommended associated articles

For use with water management system SWS
- SWS Bus Extender wired BE-K Flow 00 563 00 99 Page 30, 268 and/or
- SWS Bus Extender wireless BE-F Flow 00 564 00 99 Page 30, 268 and/or
- SWS Bus extender cable BE-K 00 501 00 99 Page 20 and/or
- SWS Bus extender wireless BE-F 00 502 00 99 Page 20

For operation with Single Control SSC
- SSC Bluetooth® module Flow 00 929 00 99 Page 29

In connection with
- WC module MONTUS Flow 03 038 00 99 Page 29, 267

NEW

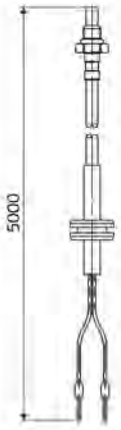

SWS Temperature sensor PT 1000
For WC module MONTUS Flow.

Temperature sensor for use in the SWS water management system. For recording the outlet temperature in the MONTUS Flow WC module. Connection to SWS bus extender wired BE-K Flow or SWS bus extender wireless BE-F Flow.

Scope of delivery
- PT1000 temperature sensor with cable
- Connection plug with O-ring seal

Technical data
- Cable: 2 x 0.14 mm², 5,000 mm long

PU: 1, W: 0,73 kg/Piece **00 562 00 99**

Necessary associated articles
- SWS Bus Extender wired BE-K Flow 00 563 00 99 Page 30, 268 or
- SWS Bus Extender wireless BE-F Flow 00 564 00 99 Page 30, 268

In connection with
- WC module MONTUS Flow 03 038 00 99 Page 29, 267

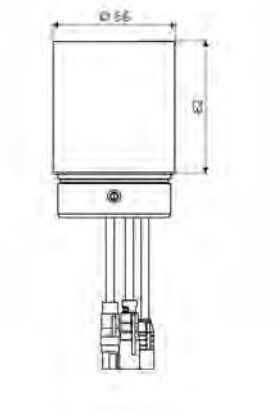

SWS

SSC

Product description	Article number

SWS Bus extender wireless BE-F VITUS

Retrofit set for all electronic VITUS fittings. Module for networking with the SWS Server via SWS wireless. Selectable via SWS Server and integrated SWS BE-F wireless bus extender. Option for directly selecting the solenoid valve for triggering a thermal disinfection via SWS wireless. Gear motor disengage with lockable push button.

Technical data
- Surface: Chrome

PU: 1, W: 0,34 kg/Piece **00 507 00 99**

Necessary associated articles
- SWS Server 00 500 00 99 Page 18
- SWS Bus mains adapter 00 505 00 99 Page 19

Recommended associated articles
- SWS Wireless manager FM 00 503 00 99 Page 20
- Solenoid valve thermal disinfection SWS VITUS 01 442 00 99 Page 32

Accessories for thermal disinfection

Thermal disinfection according to DVGW-workscheet W 551

Solenoid valve thermal disinfection SWS VITUS
Bistable, 6 V

Bistable 6 V solenoid valve for thermal disinfection with SCHELL SWS water management system. Solenoid valve can be retrofitted to the planned connection in the water path. Function: Hot water is routed to bypass the thermostatic valve. Selectable via SWS VITUS BE-FV wireless bus extender.

PU: 1, W: 0,04 kg/Piece **01 442 00 99**

Necessary associated articles
- SWS Bus extender wireless BE-F VITUS 00 507 00 99 Page 32, 203

Note
- Also available as spare part for SCHELLTRONIC / SCHELLMATIC / COMPACT HF / RETROFIT HF / EDITION E Manual / COMPACT EDITION E / COMPACT LC / RETROFIT LC / LINUS D-E-T / LINUS D-E-T ECO / LINUS D-E-V / LINUS D-E-V ECO / LINUS D-P- T / LINUS BASIC D-P-T / LINUS D-C-T / LINUS BASIC D-C-T / LINUS D-C-M / LINUS BASIC D-C-M / pre-wall shower panel DP-P-T / pre-wall shower panel DP-C-T / pre-wall wash basin fitting VITUS VW-C-T / pre-wall shower fitting VITUS VD-C-T can be used.

Accessories for thermal disinfection

Thermal disinfection according to DVGW-workscheet W 551

Solenoid valve thermal disinfection SWS
Bistable, 6 V

Bistable 6 V solenoid valve for thermal disinfection with SCHELL SWS water management system. Solenoid valve can be retrofitted to the planned connection in the water path. Function: Hot water is routed to bypass the thermostatic valve. Selectable via SWS Bus extender cable BE-K or SWS BE-F wireless bus extender.

Scope of delivery
- TD solenoid valve, 6 V bistable with connecting nipple and pre-filter
- Connection cable

PU: 1, W: 0,10 kg/Piece **01 874 00 99**

Necessary associated articles
- SWS Bus extender cable BE-K 00 501 00 99 Page 20 or
- SWS Bus extender wireless BE-F 00 502 00 99 Page 20

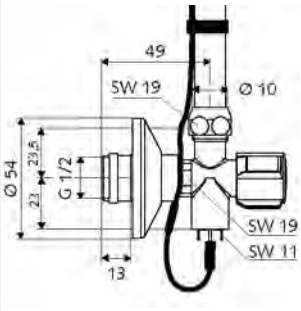

SWS

Product description	Article number

Angle valve COMFORT PT

With COMFORT handle. PT 1000 temperature sensor. Used with the SWS water management system. Connection to SWS Bus extender cable BE-K or SWS BE-F wireless bus extender. According to DIN 3227.

Scope of delivery
- COMFORT PT angle valve
  - COMFORT handle
  - PT1000 wired temperature sensor
  - ASAG easy (Self-sealing connection thread)
  - Long push rod
- High-tensile brass cone compression connection with length compensation
- Push rosette Ø 54 mm
- 4 plastic clips for fastening the sensor cable

Technical data
- Cable: 2x 0.14 mm², 1,000 mm long
- Material: Brass, conform to German drinking water regulations
- Surface: Chrome
- Connection: DN 15 G 1/2 AG with ASAG easy
- Outlet: Ø 10 mm (DN 10 G 3/8 AG)
- Certificates: ACS

PU: 1, W: 0,20 kg/Piece **04 992 06 99**

Necessary associated articles
- SWS Bus extender cable BE-K 00 501 00 99 Page 20 or
- SWS Bus extender wireless BE-F 00 502 00 99 Page 20

SWS Outlet temperature sensor LINUS

PT1000 temperature sensor for use with SWS water management system to measure outlet temperature in LINUS fittings. Connection to SWS Bus extender cable BE-K or SWS BE-F wireless bus extender.

Scope of delivery
- Temperature sensor PT 1000 with cable, connecting plug and O-ring seal

Technical data
- Cable: 2x 0.14 mm², 500 mm long
- Material: Plug Stainless steel 1.4404; Sensor Stainless steel 1.4404
- Connection: G 1/2 AG

PU: 1, W: 0,06 kg/Piece **00 553 00 99**

Necessary associated articles
- SWS Bus extender cable BE-K 00 501 00 99 Page 20 and/or
- SWS Bus extender wireless BE-F 00 502 00 99 Page 20

SWS Inlet temperature sensor LINUS

PT1000 temperature sensor for use with SWS water management system to measure temperature of cold and/or hot water connection in LINUS fittings. Connection to SWS Bus extender cable BE-K or SWS BE-F wireless bus extender.

Scope of delivery
- Temperature sensor PT 1000 with cable, connecting plug and O-ring seal

Technical data
- Cable: 2x 0.14 mm², 500 mm long
- Material: Plug Brass, conform to German drinking water regulations; Sensor Stainless steel 1.4404
- Connection: M 16 x 1 AG

PU: 1, W: 0,03 kg/Piece **00 554 00 99**

Necessary associated articles
- SWS Bus extender cable BE-K 00 501 00 99 Page 20 or
- SWS Bus extender wireless BE-F 00 502 00 99 Page 20

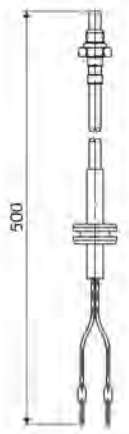

Product description	Article number

SWS Temperature sensor WALIS E

PT1000 temperature sensor for use with SWS water management system to measure outlet temperature in WALIS fittings. Connection to SWS Bus extender cable BE-K or SWS BE-F wireless bus extender.

Scope of delivery
- Temperature sensor PT 1000 with cable, connecting plug and O-ring seal

Technical data
- Cable: 2x 0.14 mm², 460 mm long

PU: 1, W: 0,01 kg/Piece **00 555 00 99**

Necessary associated articles
- SWS Bus extender cable BE-K 00 501 00 99 Page 20 and/or
- SWS Bus extender wireless BE-F 00 502 00 99 Page 20

SWS Temperature contact sensor PT 1000

Temperature contact sensor for use with SWS water management system. Connection to SWS Bus extender cable BE-K or SWS BE-F wireless bus extender.

Scope of delivery
- PT1000 temperature sensor with cable
- Tube clamp Ø max. 110 mm (approx.)

Technical data
- Cable: 2x 0.14 mm², 3,000 mm long

PU: 1, W: 0,14 kg/Piece **00 510 00 99**

Necessary associated articles
- SWS Bus extender cable BE-K 00 501 00 99 Page 20 or
- SWS Bus extender wireless BE-F 00 502 00 99 Page 20

Product description	Article number

SWS Retrofit set for battery-operated PURIS E/VENUS E

For use with the SWS water management system. Connection cable between SWS BE-F wireless bus extender and infrared sensor electronics.

Scope of delivery
- Adapter cable, approx. 250 mm, with 3-pin plug connector

With 6 V battery compartment, protection class IP65 and 4x AA alkaline battery 1.5 V **PU: 1, W: 0,17 kg/Piece**	**00 508 00 99**
With Transformer plug 9 VDC, 100-240 VAC, 50-60 Hz **PU: 1, W: 0,14 kg/Piece**	**00 509 00 99**

Necessary associated articles
- SWS Bus extender wireless BE-F 00 502 00 99 Page 20

SWS Conversion cable for battery-operated PURIS E/VENUS E

For use with external power supply for PURIS E, VENUS E and XERIS E (as spare part). Connection cable between SWS Bus extender cable BE-K and infrared sensor electronics.

Scope of delivery
- Adapter cable, approx. 250 mm, with 3-pin plug connector

PU: 1, W: 0,01 kg/Piece	**51 013 00 99**

Necessary associated articles
- SWS Bus extender cable BE-K 00 501 00 99 Page 20
- Transformer plug, 9 VDC, 100 - 240 VAC, 50 - 60 Hz 01 316 00 99 Page 21 or
- Concealed power supply unit 9 VDC, 100 - 240 VAC, 50 - 60 Hz 01 315 00 99 Page 136, 148, 180, 210, 234

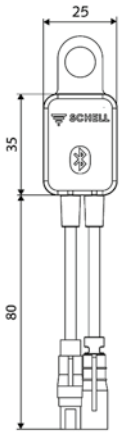

Product description	Article number

SSC Bluetooth® module

For the wireless parametrisation of SSC-capable SCHELL fittings or for the optional extension of stagnation flushes. Access via SSC Bluetooth® app (can be downloaded from App Store, Play Store) and mobile Android or iOS devices. Usable as a tool for adjusting the fittings (module can then be removed). Or the module is left on the fitting (excepting VITUS shower fittings, SCHELLTRONIC urinal flush valves, and battery-operated PURIS E and VENUS E) and therefore enables stagnation flushes by weekday and by time of day. The last 64 stagnation flushes are stored and can be accessed via the app. This data can also be sent/exported via email as a CSV file if required. Access to the SSC Bluetooth® module is protected by an access code that can be changed individually.

Scope of delivery
- SSC Bluetooth® module
  - Integrated rechargeable battery for date/time reserve power

Technical data
- Wireless standard: Bluetooth® SMART
- Frequency band: 2,4 GHz
- Max. Range: 10 m (depending on installation site and building materials)

PU: 1, W: 0,08 kg/Piece **00 916 00 99**

GERMAN INNOVATION AWARD '19 GOLD

Laden im App Store

JETZT BEI Google Play

SSC

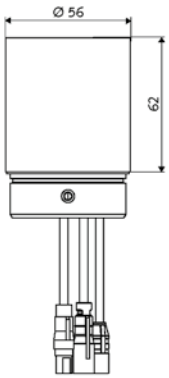

SSC Bluetooth® module VITUS

The VITUS Bluetooth® module permits stagnation flushes by weekday and by time of day, as well as the triggering of thermal disinfections. Access to the SSC Bluetooth® module is protected by an access code that can be changed individually. These are documented and can be accessed. For the wireless parametrisation of SSC-capable VITUS fittings or for the optional extension of stagnation flushes. Access via SSC Bluetooth® app (can be downloaded from App Store, Play Store) and mobile Android or iOS devices.

Scope of delivery
- SSC Bluetooth® module VITUS
  - Integrated rechargeable battery for date/time reserve power

Technical data
- Wireless standard: Bluetooth® SMART
- Frequency band: 2,4 GHz
- Max. Range: 10 m (depending on installation site and building materials)

PU: 1, W: 0,41 kg/Piece **00 917 00 99**

Laden im App Store

JETZT BEI Google Play

SSC

Product description	Article number	

SSC USB drive

The SSC USB stick includes the SSC USB software for parametrisation and diagnostics of SSC-capable SCHELL fittings.

System requirements
- Working memory: ≥1 GB RAM
- System software
  - Windows 10 (32-bit and 64-bit)
  - Windows 7 (32-bit and 64-bit)
  - Windows Vista (32-bit and 64-bit)
  - Windows XP (32-bit) with Service Pack 3
- Display resolution: ≥1024 × 768
- Available storage space: ≥150 MB
- USB port: Free USB 2.0 port

PU: 1, W: 0,04 kg/Piece **95 598 00 99**

Necessary associated articles
- SSC USB adapter 01 586 00 99 Page 37, 74, 129, 155, 253

SSC

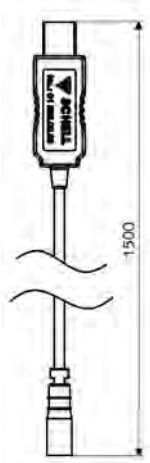

SSC USB adapter

The current SSC USB software with operating manual and drivers can be downloaded free of charge from www.schell.eu. The SSC USB adapter is used for parametrisation and diagnostics with SSC-capable SCHELL fittings.

System requirements
- Working memory: ≥1 GB RAM
- System software
  - Windows 10 (32-bit and 64-bit)
  - Windows 7 (32-bit and 64-bit)
  - Windows Vista (32-bit and 64-bit)
  - Windows XP (32-bit) with Service Pack 3
- Display resolution: ≥1024 × 768
- Available storage space: ≥150 MB
- USB port: Free USB 2.0 port

PU: 1, W: 0,05 kg/Piece **01 586 00 99**

Recommended associated articles
- SSC USB drive 95 598 00 99 Page 37, 74, 129, 155, 184

Product description	Article number

SWS system programming for up to 30 tapping points

Initial instruction included. System programming is carried out strictly according to on-site conditions. Installation and system functionality must be present and correct (water, cabling and power supply); if not, additional costs will be incurred.

Net of all taxes - no discounts offered	**98 001 00 00**

Necessary associated articles
- Travel and departure costs per km from Olpe plant 98 100 00 00 Page 39

SWS system programming for 31 to 64 tapping points

Initial instruction included. System programming is carried out strictly according to on-site conditions. Installation and system functionality must be present and correct (water, cabling and power supply); if not, additional costs will be incurred.

Net of all taxes - no discounts offered	**98 002 00 00**

Necessary associated articles
- Travel and departure costs per km from Olpe plant 98 100 00 00 Page 39

Additional briefing of the SWS responsible

Separate appointment excl. callout costs.

	98 003 00 00

Necessary associated articles
- Travel and departure costs per km from Olpe plant 98 100 00 00 Page 39

Wiring a BE-K or BE-F

in the case of incorrect previous installation.

Per BE-K/BE-F, net of all taxes - no discounts offered	**98 004 00 00**

Wiring mains adapter, server on top-hat rail

in the distribution cabinet, in the case of incorrect previous installation.
230 V work is not included.

Net of all taxes - no discounts offered	**98 005 00 00**

Measurement of wireless distances per sampling tap

Per sampling fitting, net of all taxes - no discounts offered	**98 006 00 00**

Note
- A wireless measurement is a ‘snapshot’ only – later disruption to wireless signals cannot be entirely excluded.

Product description	Article number
Travel and departure costs per km from Olpe plant Maximum distance charged 240 km.	
	98 100 00 00

Working hours

Billing according to time worked, e.g. troubleshooting, repairs.

Per hour worked, net of all taxes - no discounts offered	**98 101 00 00**

Configuration/project planning SWS Gateway

Data points for the SCHELL SWS Server are stored in configuration files according to customer requirements, so as to guarantee communication via the gateway using the preferred protocol.

Lieferumfang
- Konfiguration des Gateways nach Kundenvorgaben
- Erstellung von 2 Datenpunktlisten und 1 Dispatch (erforderlich zur Inbetriebnahme)

98 102 00 00

Conditions for project planning (on site)
1. Data point list of the SWS server created by the gateway on the part of the customer. In the case of support by a SCHELL employee, additional costs will be incurred according to expenditure: e.g. kilometres for arrival and departure, working hours and travel time.
2. List of the desired data points.

SCHELL reserves the right to have the configuration carried out by a partner company.

Commiossioning SWS Gateway

Scope of delivery
- Transfer of configuration files
- Configuration of network settings according to customer specifications
- Testing (random sample) of data communications
- Travel and any costs of accommodation incurred within Germany. (Additional fees are charged for overseas assignments.)

98 103 00 00

Necessary associated articles
- Configuration/project planning SWS Gateway 98 102 00 00 Page 39

Conditions for project planning (on site)
1. SWS system fully wired and commissioned.
2. Network technician present (at client's expense).
3. External technician for BMS present (at client's expense).
4. Free access to all relevant premises.

1 Wash basin-, shower- and kitchen fittings

	Product information	42 - 45
10	Wash basin fittings	
	- Electronic	46 - 79
	- Accessories for electric fittings	74 - 75
	- Self-closing	80 - 85
	- Single-lever	86 - 89
	- Accessories	92 - 97
16	Kitchen fittings	
	- Electronic	90 - 91

SCHELL Electronc wash basin mixer MODUS E, HD-M

		Functional features													
		Function						Temperature			Hygiene	Energy supply			
		Suitable for connection to SWS	Capable of being parameterised by SSC	Contact-free	Single-lever	Self-closing electronic	Self-closing mechanical	Cold water / premixed water	Mixed water	Thermostat controlled	Stagnation / hygienic flush	Battery operation	Mains operation	Energy supply by SWS	
XERIS E-T, HD-M mid.															**Page**
	00 232 06 99	•	•	•		•			•	•	•	•			46
	00 233 06 99	•	•	•		•			•	•	•		•		46
	00 234 06 99	•	•	•		•			•	•	•		•		46
	00 235 06 99	•	•	•		•			•	•	•			•	47
XERIS E, HD-K small															**Page**
	01 293 06 99	•	•	•		•		•			•	•			48
	01 204 06 99	•	•	•		•		•			•		•		48
	00 224 06 99	•	•	•		•		•			•		•		48
	00 218 06 99	•	•	•		•		•			•			•	49
XERIS E, HD-M small															**Page**
	01 296 06 99	•	•	•		•			•		•	•			50
	01 210 06 99	•	•	•		•			•		•		•		50
	00 227 06 99	•	•	•		•			•		•		•		50
	00 221 06 99	•	•	•		•			•		•			•	51
XERIS E, HD-K mid.															**Page**
	01 294 06 99	•	•	•		•		•			•	•			52
	01 208 06 99	•	•	•		•		•			•		•		52
	00 225 06 99	•	•	•		•		•			•		•		52
	00 219 06 99	•	•	•		•		•			•			•	53
XERIS E, HD-M mid.															**Page**
	01 297 06 99	•	•	•		•			•		•	•			54
	01 254 06 99	•	•	•		•			•		•		•		54
	00 228 06 99	•	•	•		•			•		•		•		54
	00 222 06 99	•	•	•		•			•		•			•	55
XERIS E, HD-K large															**Page**
	01 295 06 99	•	•	•		•		•			•	•			56
	01 209 06 99	•	•	•		•		•			•		•		56
	00 226 06 99	•	•	•		•		•			•		•		56
	00 220 06 99	•	•	•		•		•			•			•	57
XERIS E, HD-M large															**Page**
	01 298 06 99	•	•	•		•			•		•	•			58
	01 281 06 99	•	•	•		•			•		•		•		58
	00 229 06 99	•	•	•		•			•		•		•		58
	00 223 06 99	•	•	•		•			•		•			•	59

Ordering information:
Please observe that for each washbasin tap, the corresponding item / recommended associated / required item must also be ordered.

		Functional features													
		Function						Temperature			Hygiene	Energy supply			
		Suitable for connection to SWS	Capable of being parameterised by SSC	Contact-free	Single-lever	Self-closing electronic	Self-closing mechanical	Cold water / premixed water	Mixed water	Mixed water (low pressure)	Stagnation / hygienic flush	Battery operation	Mains operation	Energy supply by SWS	
PURIS E, HD-K															**Page**
	01 200 06 99	•	•	•		•		•			•	•			60
	01 212 06 99	•	•	•		•		•			•		•		60
	01 213 06 99	•	•	•		•		•			•		•		60
	00 200 06 99	•	•	•		•		•			•			•	61
	01 225 06 99	•	•	•		•		•			•	•			66
	00 202 06 99	•	•	•		•		•			•			•	68
PURIS E, HD-M / ND-M*															**Page**
	01 201 06 99	•	•	•		•			•		•	•			62
	01 214 06 99	•	•	•		•			•		•		•		62
	01 215 06 99	•	•	•		•			•		•		•		62
	00 201 06 99	•	•	•		•			•		•			•	63
	01 202 06 99*	•	•	•		•				•	•	•			64
	01 216 06 99*	•	•	•		•				•	•		•		65
	01 217 06 99*	•	•	•		•				•	•		•		65
	01 226 06 99	•	•	•		•			•		•	•			67
	01 211 06 99	•	•	•		•			•		•		•		67
	00 203 06 99	•	•	•		•			•		•			•	68
	01 026 06 99*	•	•	•		•				•	•	•			69
CELIS E, HD-K															**Page**
	01 230 06 99	•	•	•		•		•			•	•			70
	01 231 06 99	•	•	•		•		•			•		•		70
	01 244 06 99	•	•	•		•		•			•		•		70
	00 207 06 99	•	•	•		•		•			•			•	71
CELIS E, HD-M															**Page**
	01 229 06 99	•	•	•		•			•		•	•			72
	01 232 06 99	•	•	•		•			•		•		•		72
	01 245 06 99	•	•	•		•			•		•		•		72
	00 206 06 99	•	•	•		•			•		•			•	73

Ordering information:
Please observe that for each washbasin tap, the corresponding item / recommended associated / required item must also be ordered.

		Functional features														
		Function						Temperature			Hygiene	Energy suply		Material		
		Suitable for connection to SWS	Capable of being parameterised by SSC	Contact-free	Single-lever	Self-closing electronic	Self-closing mechanical	Cold water / premixed water	Mixed water	Mixed water (low pressure)	Stagnation / hygienic flush	Battery operation	Mains operation	Brass	DZR brass	
MODUS E, HD-K																**Page**
	02 172 06 99			●		●		●			●	●		●		76
	02 173 06 99			●		●		●			●		●	●		76
	02 176 06 99			●		●		●			●	●			●	76
	02 178 06 99			●		●		●			●		●		●	76
MODUS Trend E, HD-K																**Page**
	02 168 06 99			●		●		●				●		●		78
	02 169 06 99			●		●		●					●	●		78
MODUS E, HD-M																**Page**
	02 174 06 99			●		●			●		●	●		●		77
	02 175 06 99			●		●			●		●		●	●		77
	02 177 06 99			●		●			●		●	●			●	77
	02 179 06 99			●		●			●		●		●		●	77
MODUS Trend E, HD-M																
	02 170 06 99			●		●			●			●		●		79
	02 171 06 99			●		●			●				●	●		79
XERIS SC, HD-K / HD-M small																**Page**
	02 158 06 99						●	●						●		80
	02 156 06 99						●		●					●		80
XERIS SC, HD-K / HD-M mid.																**Page**
	02 159 06 99						●	●						●		81
	02 157 06 99						●		●					●		81
PURIS SC, HD-K / HD-M																**Page**
	02 110 06 99						●	●						●		82
	02 125 0699						●		●					●		83

Ordering information:
Please observe that for each wash basin fitting, the corresponding item / recommended associated / required item must also be ordered.

		Functional features										
		Function				Temperature			Hygiene	Energy supply		
		Contact-free	Single-lever	Self-closing electronic	Self-closing mechanical	Cold water / premixed water	Mixed water	Thermostatic temperature limit 38°C	Stagnation / hygienic flush	Battery operation	Mains operation	
PETIT SC, HD-K, HD-M												**Page**
	02 122 06 99				•	•						84
	02 130 06 99				•	•						84
	02 151 06 99				•		•					84
MODUS EH-T / EH												**Page**
	02 182 06 99		•				•	•				86
	02 183 06 99		•				•					86
MODUS EH-T / EH												**Page**
	02 180 06 99		•				•	•				87
	02 181 06 99		•				•					87
MODUS K, HD-K												**Page**
	02 142 06 99		•			•						88
MODUS EH, HD-M												**Page**
	02 141 06 99		•				•					89

		Functional features												
		Function						Temperature			Hygiene	Energy supply			
		Suitable for connection to SWS	Capable of being parameterised by SSC	Contact-free	Single-lever	Self-closing electronic	Self-closing mechanical	Cold water / premixed water	Mixed water	Mixed water (low pressure)	Stagnation / hygienic flush	Battery operation	Mains operation	Energy supply by SWS	
GRANDIS E, HD-M															**Page**
	00 242 06 99	•	•	•	•	•			•		•	•			90
	00 243 06 99	•	•	•	•	•			•		•		•		90
	00 244 06 99	•	•	•	•	•			•		•			•	91

Ordering information:
Please observe that for each wash basin fitting, the corresponding item / recommended associated / required item must also be ordered.

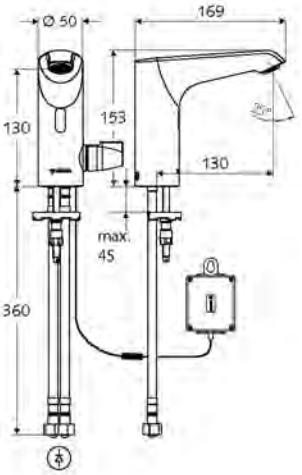

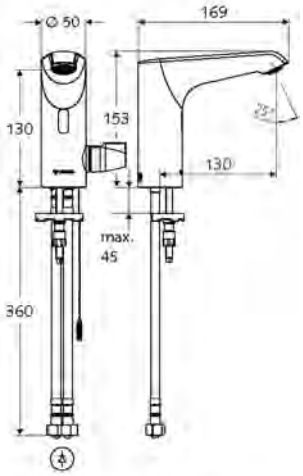

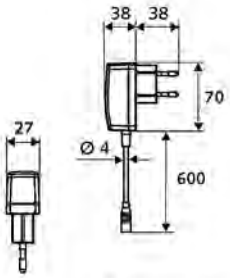

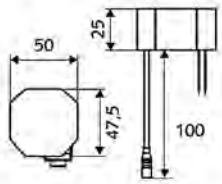

Product description	Article number

Electronic wash basin tap XERIS E-T
HD-M mid - high-pressure mixed water, thermostat

Infrared sensor-controlled. Battery or mains operation. Suitable for networking with the SCHELL SWS water management system. Configurable via SCHELL Single Control SSC.

Scope of delivery
- Infrared sensor single-hole tap
  - Thermostat, conform to EN 1111, temperature lock (factory setting 38 °C), anti-scalding protection if cold water supply fails
  - Infrared sensor electronics, programmable
  - 6 V axial solenoid valve with pre-filter
  - Flow regulator
  - Connection cable, 220 mm, with 3-pin plug connector, protection class IP65
- 2 flexible Clean-Fix S connection hoses, G 3/8 IG x 400 mm, with integrated backflow preventer (EN 1717: EB-type) and pre-filter
- Fastening material for wash basin installation

Technical data
- Setting options via SWS SSC
  - Programming via short range reflex (off/on)
  - Sensor range (short/medium/long)
  - Max. flow time (1-360 s)
  - Follow-up time (0.6-60 s)
  - Stagnation flush (off/5-600 s, every 1-240 h after last flush/every 1-240 h)
  - Continuous flush for thermal disinfection, with anti-scalding protection (off/15-600 s)
  - Duration of flow (off/15-600 s)
  - Energy saving mode (off/1-254 h after last flush)
  - Cleaning stop (off/60-360 s)
- Setting options via short range reflex
  - Sensor range (short/medium/long)
  - Stagnation flush (off/30 s, every 24 h after last flush/every 24 h)
  - Continuous flush for thermal disinfection, with anti-scalding protection (off/300 s/120 s)
  - Cleaning stop (off/60 s)
- Thermal disinfection: possible, after releasing the temperature lock
- Flow: max. 5 l/min pressure independent
- Flow pressure: 1.0 - 5.0 bar
- Max. Resting pressure: 8 bar
- Max. operating temperature: 70 °C (80 °C for thermal disinfection)
- Material: Housing Brass; Parts in contact with water Plastic
- Surface: Chrome
- Connection: 2x G 3/8 IG
- Certificates: P-IX 29073/IO, ACS, WRAS applied, WELL public
- Noise class: I
- Flow class: O

With 6 V battery compartment, protection class IP65 and 4x AA alkaline battery 1.5 V **PU: 1, W: 2,45 kg/Piece**	**00 232 06 99**
With Transformer plug 9 VDC, 100-240 VAC, 50-60 Hz **PU: 1, W: 2,51 kg/Piece**	**00 233 06 99**
With Concealed transformer 9 VDC, 100-240 VAC, 50-60 Hz **PU: 1, W: 2,53 kg/Piece**	**00 234 06 99**

Recommended associated articles
- SSC Bluetooth® module 00 916 00 99 Page 36, 75, 129, 184, 203, 253
- Extension cable 1,5 m 51 010 00 99 Page 75 or
- Extension cable 3,0 m 51 023 00 99 Page 75
- Angle valve with regulating function COMFORT with filter 05 430 06 99 Page 346

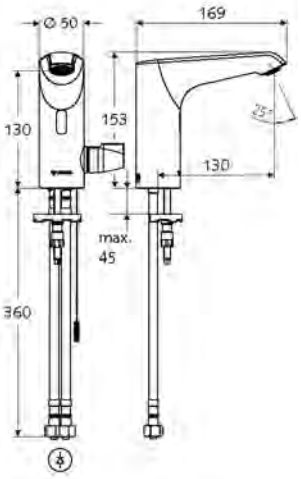

Product description	Article number

Electronic wash basin tap XERIS E-T
HD-M mid - high-pressure mixed water, thermostat

Infrared sensor-controlled. Excluding power supply. Suitable for networking with the SCHELL SWS water management system. Configurable via SCHELL Single Control SSC. Intended for power supply via SCHELL water management system SWS or central power supply unit.

Scope of delivery
- Infrared sensor single-hole tap
  - Thermostat, conform to EN 1111, temperature lock (factory setting 38 °C), anti-scalding protection if cold water supply fails
  - Infrared sensor electronics, programmable
  - 6 V axial solenoid valve with pre-filter
  - Flow regulator
  - Connection cable, 220 mm, with 3-pin plug connector, protection class IP65
- 2 flexible Clean-Fix S connection hoses, G 3/8 IG x 400 mm, with integrated backflow preventer (EN 1717: EB-type) and pre-filter
- Fastening material for wash basin installation

Technical data
- Setting options via SWS SSC
  - Programming via short range reflex (off/on)
  - Sensor range (short/medium/long)
  - Max. flow time (1-360 s)
  - Follow-up time (0.6-60 s)
  - Stagnation flush (off/5-600 s, every 1-240 h after last flush/every 1-240 h)
  - Continuous flush for thermal disinfection, with anti-scalding protection (off/15-600 s)
  - Duration of flow (off/15-600 s)
  - Energy saving mode (off/1-254 h after last flush)
  - Cleaning stop (off/60-360 s)
- Setting options via short range reflex
  - Sensor range (short/medium/long)
  - Stagnation flush (off/30 s, every 24 h after last flush/every 24 h)
  - Continuous flush for thermal disinfection, with anti-scalding protection (off/300 s/120 s)
  - Cleaning stop (off/60 s)
- Thermal disinfection: possible, after releasing the temperature lock
- Flow: max. 5 l/min pressure independent
- Flow pressure: 1.0 - 5.0 bar
- Max. Resting pressure: 8 bar
- Max. operating temperature: 70 °C (80 °C for thermal disinfection)
- Material: Housing Brass; Parts in contact with water Plastic
- Surface: Chrome
- Connection: 2x G 3/8 IG
- Certificates: P-IX 29073/IO, ACS, WELL public
- Noise class: I
- Flow class: O

PU: 1, W: 2,44 kg/Piece **00 235 06 99**

Necessary associated articles
- SWS Server 00 500 00 99 Page 18
- SWS Bus mains adapter 00 505 00 99 Page 19
- SWS Bus extender cable BE-K 00 501 00 99 Page 20

Recommended associated articles
- Angle valve with regulating function COMFORT with filter 05 430 06 99 Page 346

Optional power supply via collective mains adapter
- Concealed power supply unit 9 VDC, 100 - 240 VAC, 50 - 60 Hz 01 315 00 99 Page 136, 148, 180, 210, 234 or
- Top-hat rail transformer 9 VDC, 100 - 240 VAC, 50 - 60 Hz 01 582 00 99 Page 136, 148, 180, 210, 234 or
- Electrical junction box 9 VDC, 100 - 240 VAC, 50 - 60 Hz 01 583 00 99 Page 137, 148, 180, 211, 234

SWS

SSC

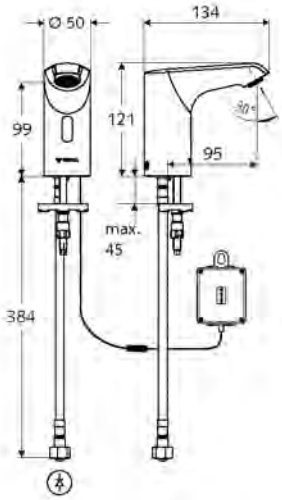

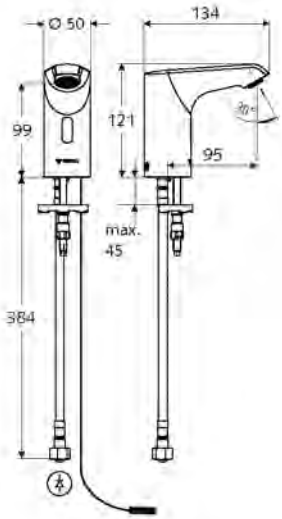

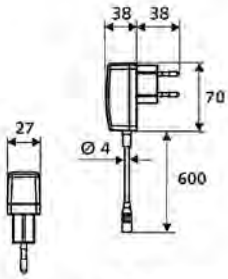

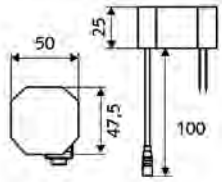

Product description	Article number

Electronic wash basin tap XERIS E
HD-K small - high-pressure cold water/pre-mixed water

Infrared sensor-controlled. Battery or mains operation. Suitable for networking with the SCHELL SWS water management system. Configurable via SCHELL Single Control SSC.

Scope of delivery
- Infrared sensor single-hole tap
  - Infrared sensor electronics, programmable
  - 6 V axial solenoid valve with pre-filter
  - Flow regulator
  - Connection cable, 250 mm, with 3-pin plug connector, protection class IP65
- Flexible Clean-Fix S connection hose, G 3/8 IG x 400 mm, with integrated backflow preventer (EN 1717: EB-type) and pre-filter
- Fastening material for wash basin installation

Technical data
- Setting options via SWS SSC
  - Programming via short range reflex (off/on)
  - Sensor range (short/medium/long)
  - Max. flow time (1-360 s)
  - Follow-up time (0.6-60 s)
  - Stagnation flush (off/5-600 s, every 1-240 h after last flush/every 1-240 h)
  - Continuous flush for thermal disinfection, with anti-scalding protection (off/15-600 s)
  - Duration of flow (off/15-600 s)
  - Energy saving mode (off/1-254 h after last flush)
  - Cleaning stop (off/60-360 s)
- Setting options via short range reflex
  - Sensor range (short/medium/long)
  - Stagnation flush (off/30 s, every 24 h after last flush/every 24 h)
  - Continuous flush for thermal disinfection, with anti-scalding protection (off/300 s/120 s)
  - Cleaning stop (off/60 s)
- Flow: max. 5 l/min pressure independent
- Flow pressure: 1.0 - 5.0 bar
- Max. Resting pressure: 8 bar
- Max. operating temperature: 70 °C (80 °C for thermal disinfection)
- Material: Housing Brass; Parts in contact with water Plastic
- Surface: Chrome
- Connection: G 3/8 IG
- Noise class: I
- Flow class: O

With 6 V battery compartment, protection class IP65 and 4x AA alkaline battery 1.5 V, Certificates: P-IX 29072/IO, ACS, Belgaqua, WRAS applied, WELL public I ******
PU: 1, W: 1,73 kg/Piece — **01 293 06 99**

With Transformer plug 9 VDC, 100-240 VAC, 50-60 Hz Certificates: P-IX 29072/IO, ACS, Belgaqua, WELL public I ******
PU: 1, W: 1,61 kg/Piece — **01 204 06 99**

With Concealed transformer 9 VDC, 100-240 VAC, 50-60 Hz Certificates: P-IX 29072/IO, ACS, Belgaqua, WELL public I ******
PU: 1, W: 1,64 kg/Piece — **00 224 06 99**

Recommended associated articles
- SSC Bluetooth® module 00 916 00 99 Page 36, 75, 129, 184, 203, 253
- Extension cable 1,5 m 51 010 00 99 Page 75 or
- Extension cable 3,0 m 51 023 00 99 Page 75
- Angle valve with regulating function COMFORT with filter 05 430 06 99 Page 346

SWS

SSC

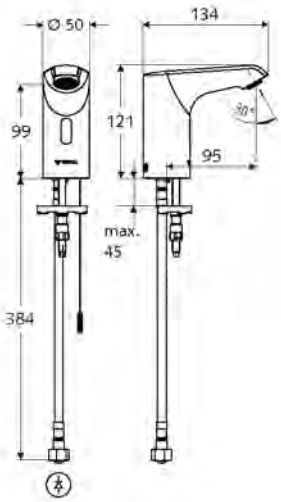

Product description	Article number

Electronic wash basin tap XERIS E-T
HD-K small - high-pressure cold water/pre-mixed water

Infrared sensor-controlled. Excluding power supply. Suitable for networking with the SCHELL SWS water management system. Configurable via SCHELL Single Control SSC. Intended for power supply via SCHELL water management system SWS or central power supply unit.

Scope of delivery
- Infrared sensor single-hole tap
  - Infrared sensor electronics, programmable
  - 6 V axial solenoid valve with pre-filter
  - Flow regulator
  - Connection cable, 250 mm, with 3-pin plug connector, protection class IP65
- Flexible Clean-Fix S connection hose, G 3/8 IG x 400 mm, with integrated backflow preventer (EN 1717: EB-type) and pre-filter
- Fastening material for wash basin installation

Technical data
- Setting options via SWS SSC
  - Programming via short range reflex (off/on)
  - Sensor range (short/medium/long)
  - Max. flow time (1-360 s)
  - Follow-up time (0.6-60 s)
  - Stagnation flush (off/5-600 s, every 1-240 h after last flush/every 1-240 h)
  - Continuous flush for thermal disinfection, with anti-scalding protection (off/15-600 s)
  - Duration of flow (off/15-600 s)
  - Energy saving mode (off/1-254 h after last flush)
  - Cleaning stop (off/60-360 s)
- Setting options via short range reflex
  - Sensor range (short/medium/long)
  - Stagnation flush (off/30 s, every 24 h after last flush/every 24 h)
  - Continuous flush for thermal disinfection, with anti-scalding protection (off/300 s/120 s)
  - Cleaning stop (off/60 s)
- Flow: max. 5 l/min pressure independent
- Flow pressure: 1.0 - 5.0 bar
- Max. Resting pressure: 8 bar
- Max. operating temperature: 70 °C (80 °C for thermal disinfection)
- Material: Housing Brass; Parts in contact with water Plastic
- Surface: Chrome
- Connection: G 3/8 IG
- Certificates: P-IX 29072/IO, ACS, Belgaqua, WELL public
- Noise class: I
- Flow class: O

PU: 1, W: 1,54 kg/Piece **00 218 06 99**

Necessary associated articles
- SWS Server 00 500 00 99 Page 18
- SWS Bus mains adapter 00 505 00 99 Page 19
- SWS Bus extender cable BE-K 00 501 00 99 Page 20

Recommended associated articles
- Angle valve with regulating function COMFORT with filter 05 430 06 99 Page 346

Optional power supply via collective mains adapter
- Concealed power supply unit 9 VDC, 100 - 240 VAC, 50 - 60 Hz 01 315 00 99 Page 136, 148, 180, 210, 234 or
- Top-hat rail transformer 9 VDC, 100 - 240 VAC, 50 - 60 Hz 01 582 00 99 Page 136, 148, 180, 210, 234 or
- Electrical junction box 9 VDC, 100 - 240 VAC, 50 - 60 Hz 01 583 00 99 Page 137, 148, 180, 211, 234

SWS

SSC

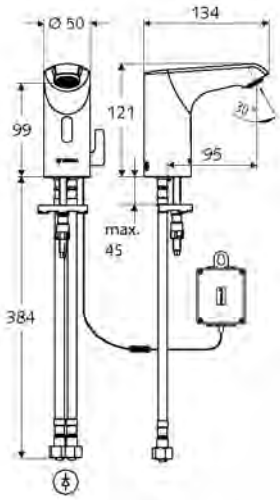

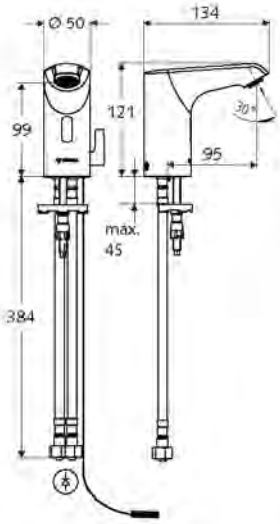

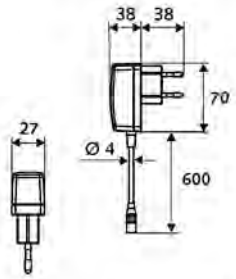

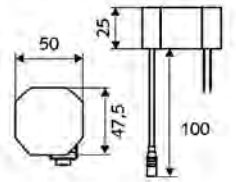

Product description	Article number

Electronic wash basin tap XERIS E
HD-M small - high-pressure mixed water

Infrared sensor-controlled. Battery or mains operation. Suitable for networking with the SCHELL SWS water management system. Configurable via SCHELL Single Control SSC.

Scope of delivery
- Infrared sensor single-hole tap
  - Temperature controller
  - Infrared sensor electronics, programmable
  - 6 V axial solenoid valve with pre-filter
  - Flow regulator
  - Connection cable, 250 mm, with 3-pin plug connector, protection class IP65
- 2 flexible Clean-Fix S connection hoses, G 3/8 IG x 400 mm, with integrated backflow preventer (EN 1717: EB-type) and pre-filter
- Fastening material for wash basin installation

Technical data
- Setting options via SWS SSC
  - Sensor range (short/medium/long)
  - Programming via short range reflex (off/on)
  - Max. flow time (1-360 s)
  - Follow-up time (0.6-60 s)
  - Stagnation flush (off/5-600 s, every 1-240 h after last flush/every 1-240 h)
  - Continuous flush for thermal disinfection, with anti-scalding protection (off/15-600 s)
  - Duration of flow (off/15-600 s)
  - Energy saving mode (off/1-254 h after last flush)
  - Cleaning stop (off/60-360 s)
- Setting options via short range reflex
  - Sensor range (short/medium/long)
  - Stagnation flush (off/30 s, every 24 h after last flush/every 24 h)
  - Continuous flush for thermal disinfection, with anti-scalding protection (off/300 s/120 s)
  - Cleaning stop (off/60 s)
- Flow: max. 5 l/min pressure independent
- Flow pressure: 1.0 - 5.0 bar
- Max. Resting pressure: 8 bar
- Max. operating temperature: 70 °C (80 °C for thermal disinfection)
- Material: Housing Brass; Parts in contact with water Plastic
- Surface: Chrome
- Noise class: I
- Flow class: O

With 6 V battery compartment, protection class IP65 and 4x AA alkaline battery 1.5 V
Certificates: P-IX 29072/IO, ACS, Belgaqua, WRAS applied, WELL public 1 *****
PU: 1, W: 1,84 kg/Piece — **01 296 06 99**

With Transformer plug 9 VDC, 100-240 VAC, 50-60 Hz
Certificates: P-IX 29072/IO, ACS, Belgaqua, WELL public 1 *****
PU: 1, W: 1,71 kg/Piece — **01 210 06 99**

With Concealed transformer 9 VDC, 100-240 VAC, 50-60 Hz
Certificates: P-IX 29072/IO, ACS, Belgaqua, WELL public 1 *****
PU: 1, W: 1,72 kg/Piece — **00 227 06 99**

Recommended associated articles
- SSC Bluetooth® module 00 916 00 99 Page 36, 75, 129, 184, 203, 253
- Extension cable 1,5 m 51 010 00 99 Page 75 or
- Extension cable 3,0 m 51 023 00 99 Page 75
- Angle valve thermostat 09 414 06 99 Page 92, 352
- Angle valve with regulating function COMFORT with filter 05 430 06 99 Page 346

SWS

SSC

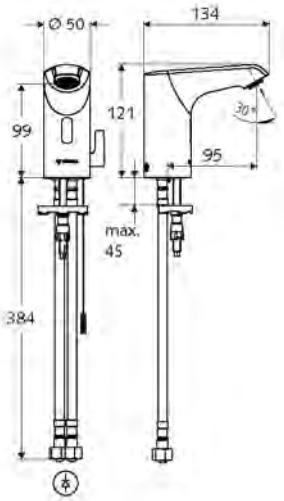

Product description	Article number

Electronic wash basin tap XERIS E
HD-M small - high-pressure mixed water

Infrared sensor-controlled. Excluding power supply. Suitable for networking with the SCHELL SWS water management system. Configurable via SCHELL Single Control SSC. Intended for power supply via SCHELL water management system SWS or central power supply unit.

Scope of delivery
- Infrared sensor single-hole tap
  - Temperature controller
  - Infrared sensor electronics, programmable
  - 6 V axial solenoid valve with pre-filter
  - Flow regulator
  - Connection cable, 250 mm, with 3-pin plug connector, protection class IP65
- 2 flexible Clean-Fix S connection hoses, G 3/8 IG x 400 mm, with integrated backflow preventer (EN 1717: EB-type) and pre-filter
- Fastening material for wash basin installation

Technical data
- Setting options via SWS SSC
  - Sensor range (short/medium/long)
  - Programming via short range reflex (off/on)
  - Max. flow time (1-360 s)
  - Follow-up time (0.6-60 s)
  - Stagnation flush (off/5-600 s, every 1-240 h after last flush/every 1-240 h)
  - Continuous flush for thermal disinfection, with anti-scalding protection (off/15-600 s)
  - Duration of flow (off/15-600 s)
  - Energy saving mode (off/1-254 h after last flush)
  - Cleaning stop (off/60-360 s)
- Setting options via short range reflex
  - Sensor range (short/medium/long)
  - Stagnation flush (off/30 s, every 24 h after last flush/every 24 h)
  - Continuous flush for thermal disinfection, with anti-scalding protection (off/300 s/120 s)
  - Cleaning stop (off/60 s)
- Flow: max. 5 l/min pressure independent
- Flow pressure: 1.0 - 5.0 bar
- Max. Resting pressure: 8 bar
- Max. operating temperature: 70 °C (80 °C for thermal disinfection)
- Material: Housing Brass; Parts in contact with water Plastic
- Surface: Chrome
- Connection: 2x G 3/8 IG
- Certificates: P-IX 29072/IO, ACS, Belgaqua, WELL public
- Noise class: I
- Flow class: O

PU: 1, W: 1,63 kg/Piece **00 221 06 99**

Necessary associated articles
- SWS Server 00 500 00 99 Page 18
- SWS Bus mains adapter 00 505 00 99 Page 19
- SWS Bus extender cable BE-K 00 501 00 99 Page 20

Recommended associated articles
- Angle valve thermostat 09 414 06 99 Page 92, 352
- Angle valve with regulating function COMFORT with filter 05 430 06 99 Page 346

Optional power supply via collective mains adapter
- Concealed power supply unit 9 VDC, 100 - 240 VAC, 50 - 60 Hz 01 315 00 99 Page 136, 148, 180, 210, 234 or
- Top-hat rail transformer 9 VDC, 100 - 240 VAC, 50 - 60 Hz 01 582 00 99 Page 136, 148, 180, 210, 234 or
- Electrical junction box 9 VDC, 100 - 240 VAC, 50 - 60 Hz 01 583 00 99 Page 137, 148, 180, 211, 234

SWS

SSC

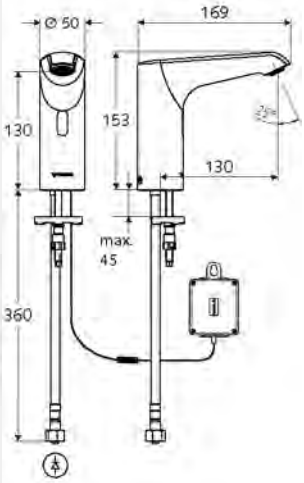

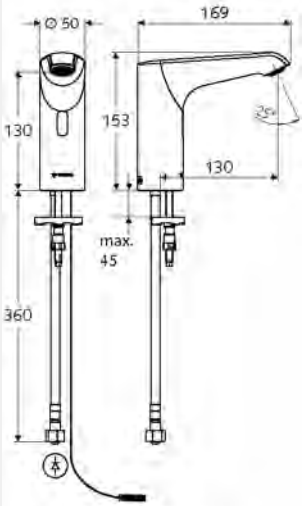

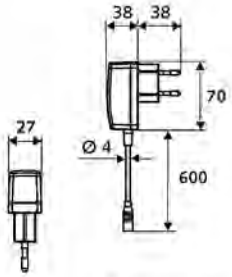

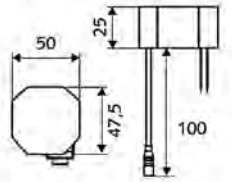

Product description	Article number

Electronic wash basin tap XERIS E
HD-K mid. - high-pressure cold water/pre-mixed water

Infrared sensor-controlled. Battery or mains operation. Suitable for networking with the SCHELL SWS water management system. Configurable via SCHELL Single Control SSC.

Scope of delivery
- Infrared sensor single-hole tap
  - Infrared sensor electronics, programmable
  - 6 V axial solenoid valve with pre-filter
  - Flow regulator
  - Connection cable, 220 mm, with 3-pin plug connector, protection class IP65
- Flexible Clean-Fix S connection hose, G 3/8 IG x 400 mm, with integrated backflow preventer (EN 1717: EB-type) and pre-filter
- Fastening material for wash basin installation

Technical data
- Setting options via SWS SSC
  - Sensor range (short/medium/long)
  - Programming via short range reflex (off/on)
  - Max. flow time (1-360 s)
  - Follow-up time (0.6-60 s)
  - Stagnation flush (off/5-600 s, every 1-240 h after last flush/every 1-240 h)
  - Continuous flush for thermal disinfection, with anti-scalding protection (off/15-600 s)
  - Duration of flow (off/15-600 s)
  - Energy saving mode (off/1-254 h after last flush)
  - Cleaning stop (off/60-360 s)
- Setting options via short range reflex
  - Sensor range (short/medium/long)
  - Stagnation flush (off/30 s, every 24 h after last flush/every 24 h)
  - Continuous flush for thermal disinfection, with anti-scalding protection (off/300 s/120 s)
  - Cleaning stop (off/60 s)
- Flow: max. 5 l/min pressure independent
- Flow pressure: 1.0 - 5.0 bar
- Max. Resting pressure: 8 bar
- Max. operating temperature: 70 °C (80 °C for thermal disinfection)
- Material: Housing Brass; Parts in contact with water Plastic
- Surface: Chrome
- Noise class: I
- Flow class: O

With 6 V battery compartment, protection class IP65 and 4x AA alkaline battery 1.5 V
Certificates: P-IX 29072/IO, ACS, Belgaqua, WRAS applied,
WELL public
PU: 1, W: 1,80 kg/Piece **01 294 06 99**

With Transformer plug 9 VDC, 100-240 VAC, 50-60 Hz
Certificates: P-IX 29072/IO, ACS, Belgaqua,
WELL public
PU: 1, W: 1,77 kg/Piece **01 208 06 99**

With Concealed transformer 9 VDC, 100-240 VAC, 50-60 Hz
Certificates: P-IX 29072/IO, ACS, Belgaqua,
WELL public
PU: 1, W: 1,82 kg/Piece **00 225 06 99**

Recommended associated articles
- SSC Bluetooth® module 00 916 00 99 Page 36, 75, 129, 184, 203, 253
- Extension cable 1,5 m 51 010 00 99 Page 75 or
- Extension cable 3,0 m 51 023 00 99 Page 75
- Angle valve with regulating function COMFORT with filter 05 430 06 99 Page 346

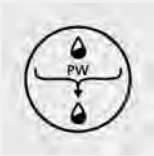

SWS

SSC

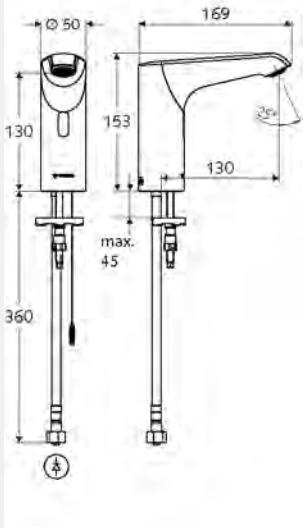

Product description	Article number

Electronic wash basin tap XERIS E
HD-K mid. - high-pressure cold water/pre-mixed water

Infrared sensor-controlled. Excluding power supply. Suitable for networking with the SCHELL SWS water management system. Configurable via SCHELL Single Control SSC. Intended for power supply via SCHELL water management system SWS or central power supply unit.

Scope of delivery
- Infrared sensor single-hole tap
  - Infrared sensor electronics, programmable
  - 6 V axial solenoid valve with pre-filter
  - Flow regulator
  - Connection cable, 220 mm, with 3-pin plug connector, protection class IP65
- Flexible Clean-Fix S connection hose, G 3/8 IG x 400 mm, with integrated backflow preventer (EN 1717: EB-type) and pre-filter
- Fastening material for wash basin installation

Technical data
- Setting options via SWS SSC
  - Sensor range (short/medium/long)
  - Programming via short range reflex (off/on)
  - Max. flow time (1-360 s)
  - Follow-up time (0.6-60 s)
  - Stagnation flush (off/5-600 s, every 1-240 h after last flush/every 1-240 h)
  - Continuous flush for thermal disinfection, with anti-scalding protection (off/15-600 s)
  - Duration of flow (off/15-600 s)
  - Energy saving mode (off/1-254 h after last flush)
  - Cleaning stop (off/60-360 s)
- Setting options via short range reflex
  - Sensor range (short/medium/long)
  - Stagnation flush (off/30 s, every 24 h after last flush/every 24 h)
  - Continuous flush for thermal disinfection, with anti-scalding protection (off/300 s/120 s)
  - Cleaning stop (off/60 s)
- Flow: max. 5 l/min pressure independent
- Flow pressure: 1.0 - 5.0 bar
- Max. Resting pressure: 8 bar
- Max. operating temperature: 70 °C (80 °C for thermal disinfection)
- Material: Housing Brass; Parts in contact with water Plastic
- Surface: Chrome
- Connection: G 3/8 IG
- Certificates: P-IX 29072/IO, ACS, Belgaqua, WELL public
- Noise class: I
- Flow class: O

PU: 1, W: 1,76 kg/Piece **00 219 06 99**

Necessary associated articles
- SWS Server 00 500 00 99 Page 18
- SWS Bus mains adapter 00 505 00 99 Page 19
- SWS Bus extender cable BE-K 00 501 00 99 Page 20

Recommended associated articles
- Angle valve with regulating function COMFORT with filter 05 430 06 99 Page 346

Optional power supply via collective mains adapter
- Concealed power supply unit 9 VDC, 100 - 240 VAC, 50 - 60 Hz 01 315 00 99 Page 136, 148, 180, 210, 234 or
- Top-hat rail transformer 9 VDC, 100 - 240 VAC, 50 - 60 Hz 01 582 00 99 Page 136, 148, 180, 210, 234 or
- Electrical junction box 9 VDC, 100 - 240 VAC, 50 - 60 Hz 01 583 00 99 Page 137, 148, 180, 211, 234

SWS

SSC

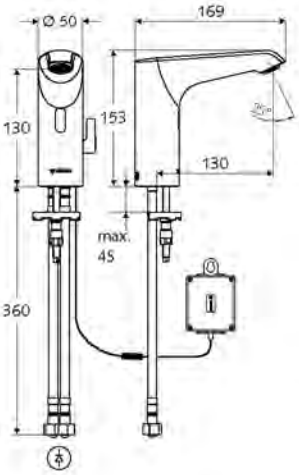

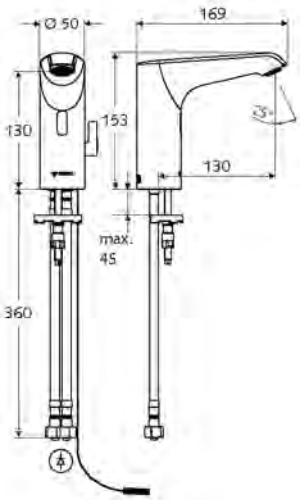

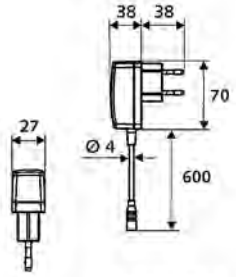

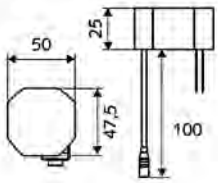

Product description	Article number

Electronic wash basin tap XERIS E
HD-M mid - high-pressure mixed water

Infrared sensor-controlled. Battery or mains operation. Suitable for networking with the SCHELL SWS water management system. Configurable via SCHELL Single Control SSC.

Scope of delivery
- Infrared sensor single-hole tap
  - Temperature controller
  - Infrared sensor electronics, programmable
  - 6 V axial solenoid valve with pre-filter
  - Flow regulator
  - Connection cable, 220 mm, with 3-pin plug connector, protection class IP65
- 2 flexible Clean-Fix S connection hoses, G 3/8 IG x 400 mm, with integrated backflow preventer (EN 1717: EB-type) and pre-filter
- Fastening material for wash basin installation

Technical data
- Setting options via SWS SSC
  - Sensor range (short/medium/long)
  - Programming via short range reflex (off/on)
  - Max. flow time (1-360 s)
  - Follow-up time (0.6-60 s)
  - Stagnation flush (off/5-600 s, every 1-240 h after last flush/every 1-240 h)
  - Continuous flush for thermal disinfection, with anti-scalding protection (off/15-600 s)
  - Duration of flow (off/15-600 s)
  - Energy saving mode (off/1-254 h after last flush)
  - Cleaning stop (off/60-360 s)
- Setting options via short range reflex
  - Sensor range (short/medium/long)
  - Stagnation flush (off/30 s, every 24 h after last flush/every 24 h)
  - Continuous flush for thermal disinfection, with anti-scalding protection (off/300 s/120 s)
  - Cleaning stop (off/60 s)
- Flow: max. 5 l/min pressure independent
- Flow pressure: 1.0 - 5.0 bar
- Max. Resting pressure: 8 bar
- Max. operating temperature: 70 °C (80 °C for thermal disinfection)
- Material: Housing Brass; Parts in contact with water Plastic
- Surface: Chrome
- Noise class: I
- Flow class: O

With 6 V battery compartment, protection class IP65 and 4x AA alkaline battery 1.5 V, Certificates: P-IX 29072/IO, ACS, Belgaqua, WRAS applied, WELL public I ***** **PU: 1, W: 2,04 kg/Piece**	**01 297 06 99**
With Transformer plug 9 VDC, 100-240 VAC, 50-60 Hz Certificates: P-IX 29072/IO, ACS, Belgaqua, WELL public I ***** **PU: 1, W: 1,87 kg/Piece**	**01 254 06 99**
With Concealed transformer 9 VDC, 100-240 VAC, 50-60 Hz Certificates: P-IX 29072/IO, ACS, Belgaqua, WELL public I ***** **PU: 1, W: 1,93 kg/Piece**	**00 228 06 99**

Recommended associated articles
- SSC Bluetooth® module 00 916 00 99 Page 36, 75, 129, 184, 203, 253
- Extension cable 1,5 m 51 010 00 99 Page 75 or
- Extension cable 3,0 m 51 023 00 99 Page 75
- Angle valve thermostat 09 414 06 99 Page 92, 352
- Angle valve with regulating function COMFORT with filter 05 430 06 99 Page 346

SWS

SSC

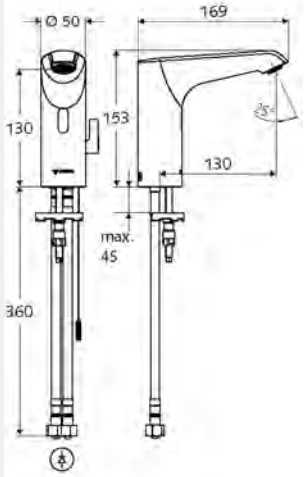

Product description	Article number

Electronic wash basin tap XERIS E
HD-M mid - high-pressure mixed water

Infrared sensor-controlled. Excluding power supply. Suitable for networking with the SCHELL SWS water management system. Configurable via SCHELL Single Control SSC. Intended for power supply via SCHELL water management system SWS or central power supply unit.

Scope of delivery
- Infrared sensor single-hole tap
  - Temperature controller
  - Infrared sensor electronics, programmable
  - 6 V axial solenoid valve with pre-filter
  - Flow regulator
  - Connection cable, 220 mm, with 3-pin plug connector, protection class IP65
- 2 flexible Clean-Fix S connection hoses, G 3/8 IG x 400 mm, with integrated backflow preventer (EN 1717: EB-type) and pre-filter
- Fastening material for wash basin installation

Technical data
- Setting options via SWS SSC
  - Sensor range (short/medium/long)
  - Programming via short range reflex (off/on)
  - Max. flow time (1-360 s)
  - Follow-up time (0.6-60 s)
  - Stagnation flush (off/5-600 s, every 1-240 h after last flush/every 1-240 h)
  - Continuous flush for thermal disinfection, with anti-scalding protection (off/15-600 s)
  - Duration of flow (off/15-600 s)
  - Energy saving mode (off/1-254 h after last flush)
  - Cleaning stop (off/60-360 s)
- Setting options via short range reflex
  - Sensor range (short/medium/long)
  - Stagnation flush (off/30 s, every 24 h after last flush/every 24 h)
  - Continuous flush for thermal disinfection, with anti-scalding protection (off/300 s/120 s)
  - Cleaning stop (off/60 s)
- Flow: max. 5 l/min pressure independent
- Flow pressure: 1.0 - 5.0 bar
- Max. Resting pressure: 8 bar
- Max. operating temperature: 70 °C (80 °C for thermal disinfection)
- Material: Housing Brass; Parts in contact with water Plastic
- Surface: Chrome
- Connection: 2x G 3/8 IG
- Certificates: P-IX 29072/IO, ACS, Belgaqua, WELL public
- Noise class: I
- Flow class: O

PU: 1, W: 1,81 kg/Piece **00 222 06 99**

Necessary associated articles
- SWS Server 00 500 00 99 Page 18
- SWS Bus mains adapter 00 505 00 99 Page 19
- SWS Bus extender cable BE-K 00 501 00 99 Page 20

Recommended associated articles
- Angle valve thermostat 09 414 06 99 Page 92, 352
- Angle valve with regulating function COMFORT with filter 05 430 06 99 Page 346

Optional power supply via collective mains adapter
- Concealed power supply unit 9 VDC, 100 - 240 VAC, 50 - 60 Hz 01 315 00 99 Page 136, 148, 180, 210, 234 or
- Top-hat rail transformer 9 VDC, 100 - 240 VAC, 50 - 60 Hz 01 582 00 99 Page 136, 148, 180, 210, 234 or
- Electrical junction box 9 VDC, 100 - 240 VAC, 50 - 60 Hz 01 583 00 99 Page 137, 148, 180, 211, 234

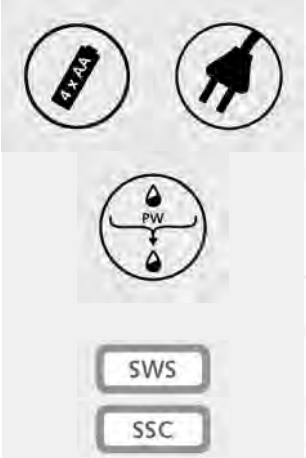

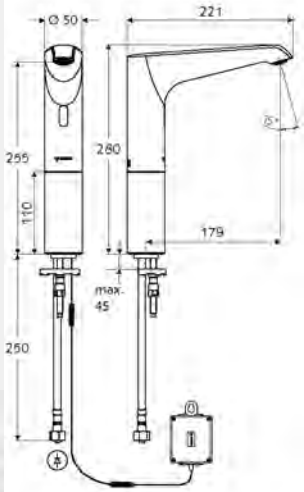

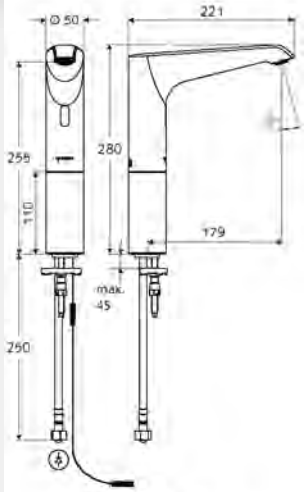

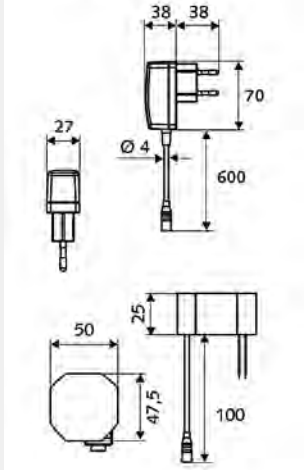

Product description	Article number

Electronic wash basin tap XERIS E
HD-K large - high-pressure cold water/pre-mixed water

Infrared sensor-controlled. Battery or mains operation. Suitable for networking with the SCHELL SWS water management system. Configurable via SCHELL Single Control SSC.

Scope of delivery
- Infrared sensor single-hole tap
  - Infrared sensor electronics, programmable
  - Standpipe extension
  - 6 V axial solenoid valve with pre-filter
  - Flow regulator
  - Connection cable, 350 mm, with 3-pin plug connector, protection class IP65
- Flexible Clean-Fix S connection hose, G 3/8 IG x 500 mm, with integrated backflow preventer (EN 1717: EB-type) and pre-filter
- Fastening material for wash basin installation

Technical data
- Setting options via SWS SSC
  - Sensor range (short/medium/long)
  - Programming via short range reflex (off/on)
  - Max. flow time (1-360 s)
  - Follow-up time (0.6-60 s)
  - Stagnation flush (off/5-600 s, every 1-240 h after last flush/every 1-240 h)
  - Continuous flush for thermal disinfection, with anti-scalding protection (off/15-600 s)
  - Duration of flow (off/15-600 s)
  - Energy saving mode (off/1-254 h after last flush)
  - Cleaning stop (off/60-360 s)
- Setting options via short range reflex
  - Sensor range (short/medium/long)
  - Stagnation flush (off/30 s, every 24 h after last flush/every 24 h)
  - Continuous flush for thermal disinfection, with anti-scalding protection (off/300 s/120 s)
  - Cleaning stop (off/60 s)
- Flow: max. 5 l/min pressure independent
- Flow pressure: 1.0 - 5.0 bar
- Max. Resting pressure: 8 bar
- Max. operating temperature: 70 °C (80 °C for thermal disinfection)
- Material: Housing Brass; Parts in contact with water Plastic
- Surface: Chrome
- Certificates: P-IX 29072/IO, ACS, Belgaqua, WELL public
- Noise class: I
- Flow class: O

With 6 V battery compartment, protection class IP65 and 4x AA alkaline battery 1.5 V **PU: 1, W: 2,57 kg/Piece**	**01 295 06 99**
With Transformer plug 9 VDC, 100-240 VAC, 50-60 Hz **PU: 1, W: 2,47 kg/Piece**	**01 209 06 99**
With Concealed transformer 9 VDC, 100-240 VAC, 50-60 Hz **PU: 1, W: 2,54 kg/Piece**	**00 226 06 99**

Recommended associated articles
- SSC Bluetooth® module 00 916 00 99 Page 36, 75, 129, 184, 203, 253
- Extension cable 1,5 m 51 010 00 99 Page 75 or
- Extension cable 3,0 m 51 023 00 99 Page 75
- Angle valve with regulating function COMFORT with filter 05 430 06 99 Page 346

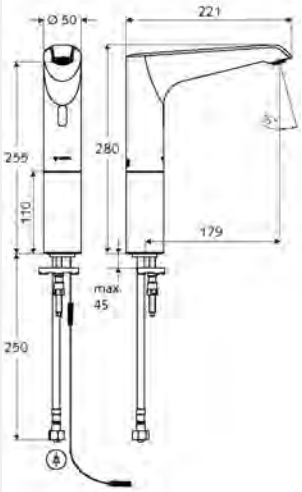

Product description	Article number

Electronic wash basin tap XERIS E
HD-K large - high-pressure cold water/pre-mixed water

Infrared sensor-controlled. Excluding power supply. Suitable for networking with the SCHELL SWS water management system. Configurable via SCHELL Single Control SSC. Intended for power supply via SCHELL water management system SWS or central power supply unit.

Scope of delivery
- Infrared sensor single-hole tap
  - Infrared sensor electronics, programmable
  - Standpipe extension
  - 6 V axial solenoid valve with pre-filter
  - Flow regulator
  - Connection cable, 350 mm, with 3-pin plug connector, protection class IP65
- Flexible Clean-Fix S connection hose, G 3/8 IG x 500 mm, with integrated backflow preventer (EN 1717: EB-type) and pre-filter
- Fastening material for wash basin installation

Technical data
- Setting options via SWS SSC
  - Sensor range (short/medium/long)
  - Programming via short range reflex (off/on)
  - Max. flow time (1-360 s)
  - Follow-up time (0.6-60 s)
  - Stagnation flush (off/5-600 s, every 1-240 h after last flush/every 1-240 h)
  - Continuous flush for thermal disinfection, with anti-scalding protection (off/15-600 s)
  - Duration of flow (off/15-600 s)
  - Energy saving mode (off/1-254 h after last flush)
  - Cleaning stop (off/60-360 s)
- Setting options via short range reflex
  - Sensor range (short/medium/long)
  - Stagnation flush (off/30 s, every 24 h after last flush/every 24 h)
  - Continuous flush for thermal disinfection, with anti-scalding protection (off/300 s/120 s)
  - Cleaning stop (off/60 s)
- Flow: max. 5 l/min pressure independent
- Flow pressure: 1.0 - 5.0 bar
- Max. Resting pressure: 8 bar
- Max. operating temperature: 70 °C (80 °C for thermal disinfection)
- Material: Housing Brass; Parts in contact with water Plastic
- Surface: Chrome
- Connection: G 3/8 IG
- Certificates: P-IX 29072/IO, ACS, Belgaqua, WELL public
- Noise class: I
- Flow class: O

PU: 1, W: 2,33 kg/Piece **00 220 06 99**

Necessary associated articles
- SWS Server 00 500 00 99 Page 18
- SWS Bus mains adapter 00 505 00 99 Page 19
- SWS Bus extender cable BE-K 00 501 00 99 Page 20

Recommended associated articles
- Angle valve with regulating function COMFORT with filter 05 430 06 99 Page 346

Optional power supply via collective mains adapter
- Concealed power supply unit 9 VDC, 100 - 240 VAC, 50 - 60 Hz 01 315 00 99 Page 136, 148, 180, 210, 234 or
- Top-hat rail transformer 9 VDC, 100 - 240 VAC, 50 - 60 Hz 01 582 00 99 Page 136, 148, 180, 210, 234 or
- Electrical junction box 9 VDC, 100 - 240 VAC, 50 - 60 Hz 01 583 00 99 Page 137, 148, 180, 211, 234

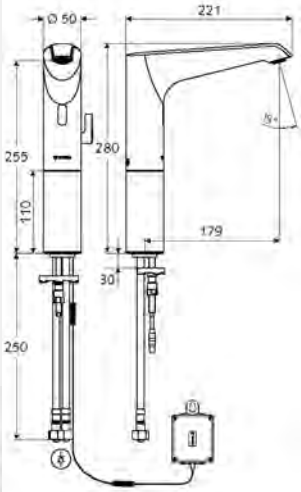

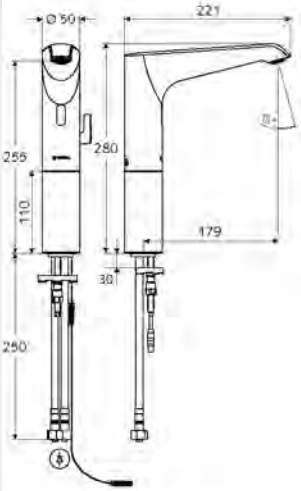

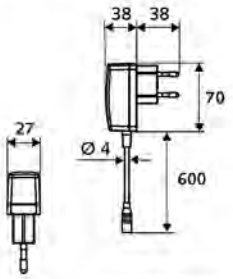

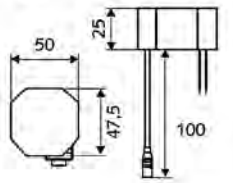

Product description	Article number

Electronic wash basin tap XERIS E
HD-M large - high-pressure mixed water

Infrared sensor-controlled. Battery or mains operation. Suitable for networking with the SCHELL SWS water management system. Configurable via SCHELL Single Control SSC.

Scope of delivery
- Infrared sensor single-hole tap
  - Temperature controller
  - Infrared sensor electronics, programmable
  - Standpipe extension
  - 6 V axial solenoid valve with pre-filter
  - Flow regulator
  - Connection cable, 350 mm, with 3-pin plug connector, protection class IP65
- 2 flexible Clean-Fix S connection hoses, G 3/8 IG x 500 mm, with integrated backflow preventer (EN 1717: EB-type) and pre-filter
- Fastening material for wash basin installation

Technical data
- Setting options via SWS SSC
  - Sensor range (short/medium/long)
  - Programming via short range reflex (off/on)
  - Max. flow time (1-360 s)
  - Follow-up time (0.6-60 s)
  - Stagnation flush (off/5-600 s, every 1-240 h after last flush/every 1-240 h)
  - Continuous flush for thermal disinfection, with anti-scalding protection (off/15-600 s)
  - Duration of flow (off/15-600 s)
  - Energy saving mode (off/1-254 h after last flush)
  - Cleaning stop (off/60-360 s)
- Setting options via short range reflex
  - Sensor range (short/medium/long)
  - Stagnation flush (off/30 s, every 24 h after last flush/every 24 h)
  - Continuous flush for thermal disinfection, with anti-scalding protection (off/300 s/120 s)
  - Cleaning stop (off/60 s)
- Flow: max. 5 l/min pressure independent
- Flow pressure: 1.0 - 5.0 bar
- Max. Resting pressure: 8 bar
- Max. operating temperature: 70 °C (80 °C for thermal disinfection)
- Material: Housing Brass; Parts in contact with water Plastic
- Surface: Chrome
- Connection: 2x G 3/8 IG
- Certificates: P-IX 29072/IO, ACS, Belgaqua, WELL public I *****
- Noise class: I
- Flow class: O

With 6 V battery compartment, protection class IP65 and 4x AA alkaline battery 1.5 V **PU: 1, W: 2,68 kg/Piece**	**01 298 06 99**
With Transformer plug 9 VDC, 100-240 VAC, 50-60 Hz **PU: 1, W: 2,59 kg/Piece**	**01 281 06 99**
With Concealed transformer 9 VDC, 100-240 VAC, 50-60 Hz **PU: 1, W: 2,60 kg/Piece**	**00 229 06 99**

Recommended associated articles
- SSC Bluetooth® module 00 916 00 99 Page 36, 75, 129, 184, 203, 253
- Extension cable 1,5 m 51 010 00 99 Page 75 or
- Extension cable 3,0 m 51 023 00 99 Page 75
- Angle valve thermostat 09 414 06 99 Page 92, 352
- Angle valve with regulating function COMFORT with filter 05 430 06 99 Page 346

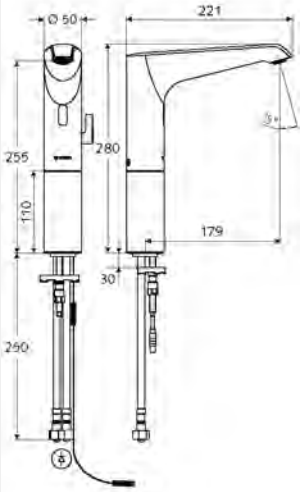

SWS

SSC

Product description	Article number

Electronic wash basin tap XERIS E
HD-M large - high-pressure mixed water

Infrared sensor-controlled. Excluding power supply. Suitable for networking with the SCHELL SWS water management system. Configurable via SCHELL Single Control SSC. Intended for power supply via SCHELL water management system SWS or central power supply unit.

Scope of delivery
- Infrared sensor single-hole tap
  - Temperature controller
  - Infrared sensor electronics, programmable
  - Standpipe extension
  - 6 V axial solenoid valve with pre-filter
  - Flow regulator
  - Connection cable, 350 mm, with 3-pin plug connector, protection class IP65
- 2 flexible Clean-Fix S connection hoses, G 3/8 IG x 500 mm, with integrated backflow preventer (EN 1717: EB-type) and pre-filter
- Fastening material for wash basin installation

Technical data
- Setting options via SWS SSC
  - Sensor range (short/medium/long)
  - Programming via short range reflex (off/on)
  - Max. flow time (1-360 s)
  - Follow-up time (0.6-60 s)
  - Stagnation flush (off/5-600 s, every 1-240 h after last flush/every 1-240 h)
  - Continuous flush for thermal disinfection, with anti-scalding protection (off/15-600 s)
  - Duration of flow (off/15-600 s)
  - Energy saving mode (off/1-254 h after last flush)
  - Cleaning stop (off/60-360 s)
- Setting options via short range reflex
  - Sensor range (short/medium/long)
  - Stagnation flush (off/30 s, every 24 h after last flush/every 24 h)
  - Continuous flush for thermal disinfection, with anti-scalding protection (off/300 s/120 s)
  - Cleaning stop (off/60 s)
- Flow: max. 5 l/min pressure independent
- Flow pressure: 1.0 - 5.0 bar
- Max. Resting pressure: 8 bar
- Max. operating temperature: 70 °C (80 °C for thermal disinfection)
- Material: Housing Brass; Parts in contact with water Plastic
- Surface: Chrome
- Connection: 2x G 3/8 IG
- Certificates: P-IX 29072/IO, ACS, Belgaqua, WELL public I *****
- Noise class: I
- Flow class: O

PU: 1, W: 2,37 kg/Piece **00 223 06 99**

Necessary associated articles
- SWS Server 00 500 00 99 Page 18
- SWS Bus mains adapter 00 505 00 99 Page 19
- SWS Bus extender cable BE-K 00 501 00 99 Page 20

Recommended associated articles
- Angle valve thermostat 09 414 06 99 Page 92, 352
- Angle valve with regulating function COMFORT with filter 05 430 06 99 Page 346

Optional power supply via collective mains adapter
- Concealed power supply unit 9 VDC, 100 - 240 VAC, 50 - 60 Hz 01 315 00 99 Page 136, 148, 180, 210, 234 or
- Top-hat rail transformer 9 VDC, 100 - 240 VAC, 50 - 60 Hz 01 582 00 99 Page 136, 148, 180, 210, 234 or
- Electrical junction box 9 VDC, 100 - 240 VAC, 50 - 60 Hz 01 583 00 99 Page 137, 148, 180, 211, 234

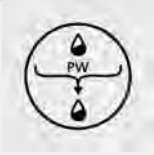

DESIGN PLUS

SWS

SSC

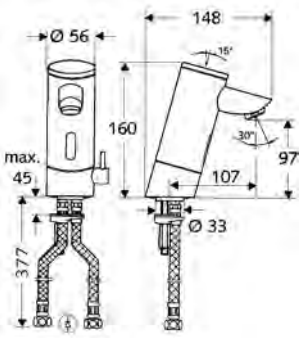

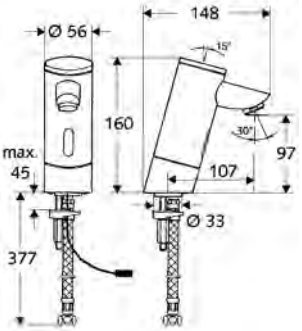

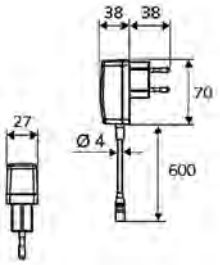

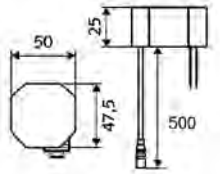

Product description	Article number

Electronic wash basin tap PURIS E
HD-K - high-pressure cold water/pre-mixed water

Infrared sensor-controlled. Battery or mains operation. Suitable for networking with the SCHELL SWS water management system. Configurable via SCHELL Single Control SSC.

Scope of delivery
- Infrared sensor single-hole tap
  - Infrared sensor electronics, programmable
  - 6 V solenoid valve with pre-filter
  - Flow regulator
- Flexible Clean-Fix S connection hose, G 3/8 IG x 380 mm, with pre-filter
- Fastening material for wash basin installation

Technical data
- Setting options via SWS SSC
  - Sensor range (short/medium/long)
  - Programming via short range reflex (off/on)
  - Max. flow time (1-360 s)
  - Follow-up time (0.6-60 s)
  - Stagnation flush (off/5-600 s, every 1-240 h after last flush/every 1-240 h)
  - Continuous flush for thermal disinfection, with anti-scalding protection (off/15-600 s)
  - Duration of flow (off/15-600 s)
  - Energy saving mode (off/1-254 h after last flush)
  - Cleaning stop (off/60-360 s)
- Setting options via short range reflex
  - Sensor range (short/medium/long)
  - Stagnation flush (off/30 s, every 24 h after last flush/every 24 h)
  - Continuous flush for thermal disinfection, with anti-scalding protection (off/300 s/120 s)
  - Cleaning stop (off/60 s)
- Flow: max. 5 l/min pressure independent
- Flow pressure: 1.0 - 5.0 bar
- Max. Resting pressure: 8 bar
- Max. operating temperature: 70 °C (80 °C for thermal disinfection)
- Material: Housing Brass, conform to German drinking water regulations
- Surface: Chrome
- Connection: G 3/8 IG
- Noise class: I

With 6 V battery compartment (integrated) and 4x AAA alkaline battery 1.5 V, Certificates: P-IX 9523-I, ACS, WRAS applied, WELL public I ****** **PU: 1, W: 2,38 kg/Piece**	**01 200 06 99**
With Transformer plug 9 VDC, 100-240 VAC, 50-60 Hz Certificates: P-IX 9523-I, ACS, WRAS applied, WELL public I ****** **PU: 1, W: 2,58 kg/Piece**	**01 212 06 99**
With Concealed transformer 9 VDC, 100-240 VAC, 50-60 Hz Certificates: P-IX 9523-I, ACS, WELL public I ****** **PU: 1, W: 2,38 kg/Piece**	**01 213 06 99**

Recommended associated articles
- SSC Bluetooth® module 00 916 00 99 Page 36, 75, 129, 184, 203, 253
- Angle valve with regulating function COMFORT with filter 05 430 06 99 Page 346

For mains-supplied fittings
- Extension cable 1,5 m 51 010 00 99 Page 75 or
- Extension cable 3,0 m 51 023 00 99 Page 75

Note
- Battery-operated fittings with conversion set 00 508 00 99 or 00 509 00 99 suitable for networking with SWS.

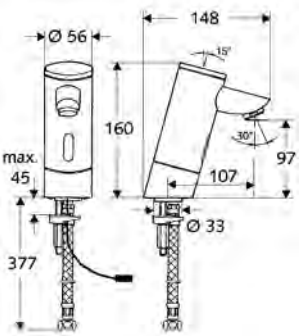

SWS

SSC

Product description	Article number

Electronic wash basin tap PURIS E
HD-K - high-pressure cold water/pre-mixed water

Infrared sensor-controlled. Excluding power supply. Suitable for networking with the SCHELL SWS water management system. Configurable via SCHELL Single Control SSC. Intended for power supply via SCHELL water management system SWS or central power supply unit.

Scope of delivery
- Infrared sensor single-hole tap
  - Infrared sensor electronics, programmable
  - 6 V solenoid valve with pre-filter
  - Flow regulator
  - Connection cable, 250 mm, with 3-pin plug connector, protection class IP65
- Flexible Clean-Fix S connection hose, G 3/8 IG x 380 mm, with pre-filter
- Fastening material for wash basin installation

Technical data
- Setting options via SWS SSC
  - Sensor range (short/medium/long)
  - Programming via short range reflex (off/on)
  - Max. flow time (1-360 s)
  - Follow-up time (0.6-60 s)
  - Stagnation flush (off/5-600 s, every 1-240 h after last flush/every 1-240 h)
  - Continuous flush for thermal disinfection, with anti-scalding protection (off/15-600 s)
  - Duration of flow (off/15-600 s)
  - Energy saving mode (off/1-254 h after last flush)
  - Cleaning stop (off/60-360 s)
- Setting options via short range reflex
  - Sensor range (short/medium/long)
  - Stagnation flush (off/30 s, every 24 h after last flush/every 24 h)
  - Continuous flush for thermal disinfection, with anti-scalding protection (off/300 s/120 s)
  - Cleaning stop (off/60 s)
- Flow: max. 5 l/min pressure independent
- Flow pressure: 1.0 - 5.0 bar
- Max. Resting pressure: 8 bar
- Max. operating temperature: 70 °C (80 °C for thermal disinfection)
- Material: Housing Brass, conform to German drinking water regulations
- Surface: Chrome
- Connection: G 3/8 IG
- Certificates: P-IX 9523-I, ACS, WELL public 1 ******
- Noise class: I

PU: 1, W: 2,31 kg/Piece **00 200 06 99**

Necessary associated articles
- SWS Server 00 500 00 99 Page 18
- SWS Bus mains adapter 00 505 00 99 Page 19
- SWS Bus extender cable BE-K 00 501 00 99 Page 20

Recommended associated articles
- Angle valve with regulating function COMFORT with filter 05 430 06 99 Page 346

Optional power supply via collective mains adapter
- Concealed power supply unit 9 VDC, 100 - 240 VAC, 50 - 60 Hz 01 315 00 99 Page 136, 148, 180, 210, 234 or
- Top-hat rail transformer 9 VDC, 100 - 240 VAC, 50 - 60 Hz 01 582 00 99 Page 136, 148, 180, 210, 234 or
- Electrical junction box 9 VDC, 100 - 240 VAC, 50 - 60 Hz 01 583 00 99 Page 137, 148, 180, 211, 234

DESIGN PLUS

SWS

SSC

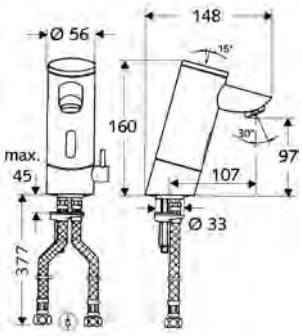

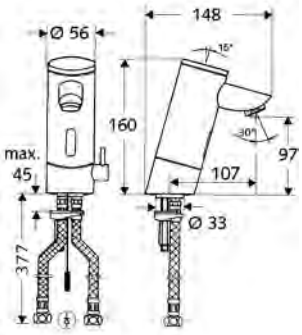

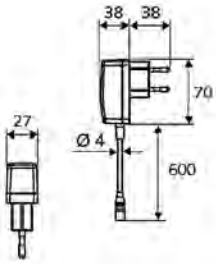

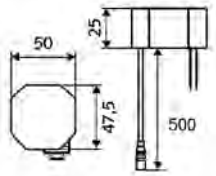

BELGAQUA

Product description	Article number

Electronic wash basin tap PURIS E
HD-M - high-pressure mixed water

Infrared sensor-controlled. Battery or mains operation. Suitable for networking with the SCHELL SWS water management system. Configurable via SCHELL Single Control SSC.

Scope of delivery
- Infrared sensor single-hole tap
  - Temperature controller
  - Infrared sensor electronics, programmable
  - 6 V solenoid valve with pre-filter
  - Flow regulator
- 2 flexible Clean-Fix S connection hoses, G 3/8 IG x 380 mm, with integrated backflow preventer (EN 1717: EB-type) and pre-filter
- Fastening material for wash basin installation

Technical data
- Setting options via SWS SSC
  - Sensor range (short/medium/long)
  - Programming via short range reflex (off/on)
  - Max. flow time (1-360 s)
  - Follow-up time (0.6-60 s)
  - Stagnation flush (off/5-600 s, every 1-240 h after last flush/every 1-240 h)
  - Continuous flush for thermal disinfection, with anti-scalding protection (off/15-600 s)
  - Duration of flow (off/15-600 s)
  - Energy saving mode (off/1-254 h after last flush)
  - Cleaning stop (off/60-360 s)
- Setting options via short range reflex
  - Sensor range (short/medium/long)
  - Stagnation flush (off/30 s, every 24 h after last flush/every 24 h)
  - Continuous flush for thermal disinfection, with anti-scalding protection (off/300 s/120 s)
  - Cleaning stop (off/60 s)
- Flow: max. 5 l/min pressure independent
- Flow pressure: 1.0 - 5.0 bar
- Max. Resting pressure: 8 bar
- Max. operating temperature: 70 °C (80 °C for thermal disinfection)
- Material: Housing Brass, conform to German drinking water regulations
- Surface: Chrome
- Connection: G 3/8 IG
- Noise class: I

With 6 V battery compartment (integrated) and 4x AAA alkaline battery 1.5 V, Certificates: P-IX 9523-I, ACS, Belgaqua, WRAS applied, WELL public I ***** **PU: 1, W: 2,36 kg/Piece**	**01 201 06 99**
With Transformer plug 9 VDC, 100-240 VAC, 50-60 Hz Certificates: P-IX 9523-I, ACS, Belgaqua, WRAS applied, WELL public I ***** **PU: 1, W: 2,50 kg/Piece**	**01 214 06 99**
With Concealed transformer 9 VDC, 100-240 VAC, 50-60 Hz Certificates: P-IX 9523-I, ACS, Belgaqua, WELL public I ***** **PU: 1, W: 2,56 kg/Piece**	**01 215 06 99**

Recommended associated articles
- SSC Bluetooth® module 00 916 00 99 Page 36, 75, 129, 184, 203, 253
- Angle valve thermostat 09 414 06 99 Page 92, 352
- Pressure balance valve (PBV) 06 558 12 99 Page 94, 354
- Angle valve with regulating function COMFORT with filter 05 430 06 99 Page 346

For mains-supplied fittings
- Extension cable 1,5 m 51 010 00 99 Page 75 or
- Extension cable 3,0 m 51 023 00 99 Page 75

Note
- Battery-operated fittings with conversion set 00 508 00 99 or 00 509 00 99 suitable for networking with SWS.

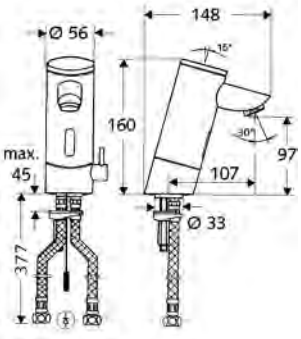

PWH PWC

SWS

SSC

Product description	Article number

Electronic wash basin tap PURIS E
HD-M - high-pressure mixed water

Infrared sensor-controlled. Excluding power supply. Suitable for networking with the SCHELL SWS water management system. Configurable via SCHELL Single Control SSC. Intended for power supply via SCHELL water management system SWS or central power supply unit.

Scope of delivery
- Infrared sensor single-hole tap
  - Temperature controller
  - Infrared sensor electronics, programmable
  - 6 V solenoid valve with pre-filter
  - Flow regulator
  - Connection cable, 250 mm, with 3-pin plug connector, protection class IP65
- 2 flexible Clean-Fix S connection hoses, G 3/8 IG x 380 mm, with integrated backflow preventer (EN 1717: EB-type) and pre-filter
- Fastening material for wash basin installation

Technical data
- Setting options via SWS SSC
  - Sensor range (short/medium/long)
  - Programming via short range reflex (off/on)
  - Max. flow time (1-360 s)
  - Follow-up time (0.6-60 s)
  - Stagnation flush (off/5-600 s, every 1-240 h after last flush/every 1-240 h)
  - Continuous flush for thermal disinfection, with anti-scalding protection (off/15-600 s)
  - Duration of flow (off/15-600 s)
  - Energy saving mode (off/1-254 h after last flush)
  - Cleaning stop (off/60-360 s)
- Setting options via short range reflex
  - Sensor range (short/medium/long)
  - Stagnation flush (off/30 s, every 24 h after last flush/every 24 h)
  - Continuous flush for thermal disinfection, with anti-scalding protection (off/300 s/120 s)
  - Cleaning stop (off/60 s)
- Flow: max. 5 l/min pressure independent
- Flow pressure: 1.0 - 5.0 bar
- Max. Resting pressure: 8 bar
- Max. operating temperature: 70 °C (80 °C for thermal disinfection)
- Material: Housing Brass, conform to German drinking water regulations
- Surface: Chrome
- Connection: 2x G 3/8 IG
- Certificates: P-IX 9523-I, ACS, Belgaqua, WELL public
- Noise class: I

PU: 1, W: 2,38 kg/Piece **00 201 06 99**

Necessary associated articles
- SWS Server 00 500 00 99 Page 18
- SWS Bus mains adapter 00 505 00 99 Page 19
- SWS Bus extender cable BE-K 00 501 00 99 Page 20

Recommended associated articles
- Angle valve thermostat 09 414 06 99 Page 92, 352
- Pressure balance valve (PBV) 06 558 12 99 Page 94, 354
- Angle valve with regulating function COMFORT with filter 05 430 06 99 Page 346

Optional power supply via collective mains adapter
- Concealed power supply unit 9 VDC, 100 - 240 VAC, 50 - 60 Hz 01 315 00 99 Page 136, 148, 180, 210, 234 or
- Top-hat rail transformer 9 VDC, 100 - 240 VAC, 50 - 60 Hz 01 582 00 99 Page 136, 148, 180, 210, 234 or
- Electrical junction box 9 VDC, 100 - 240 VAC, 50 - 60 Hz 01 583 00 99 Page 137, 148, 180, 211, 234

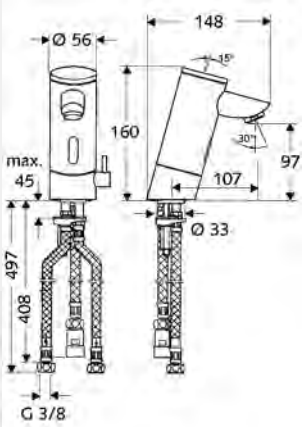

4x AAA

PWH PWC

DESIGN PLUS

SWS

SSC

Product description	Article number

Electronic wash basin tap PURIS E
ND-M - low pressure mixed water

Infrared sensor-controlled. Battery operation. Suitable for networking with the SCHELL SWS water management system. Configurable via SCHELL Single Control SSC. For open hot water storage tanks.

Scope of delivery
- Infrared sensor single-hole tap
  - Temperature controller
  - Infrared sensor electronics, programmable
  - 6 V solenoid valve with pre-filter
  - Flow regulator
- Pre-filter with flow restrictor
- 3 flexible Clean-Fix S connection hoses, G 3/8 IG x 380/500 mm
- Fastening material for wash basin installation

Technical data
- Setting options via SWS SSC
  - Sensor range (short/medium/long)
  - Programming via short range reflex (off/on)
  - Max. flow time (1-360 s)
  - Follow-up time (0.6-60 s)
  - Stagnation flush (off/5-600 s, every 1-240 h after last flush/every 1-240 h)
  - Continuous flush for thermal disinfection, with anti-scalding protection (off/15-600 s)
  - Duration of flow (off/15-600 s)
  - Energy saving mode (off/1-254 h after last flush)
  - Cleaning stop (off/60-360 s)
- Setting options via short range reflex
  - Sensor range (short/medium/long)
  - Stagnation flush (off/30 s, every 24 h after last flush/every 24 h)
  - Continuous flush for thermal disinfection, with anti-scalding protection (off/300 s/120 s)
  - Cleaning stop (off/60 s)
- Flow: max. 5 l/min pressure independent
- Flow pressure: 1.0 - 5.0 bar
- Max. operating temperature: 70 °C (80 °C for thermal disinfection)
- Material: Housing Brass, conform to German drinking water regulations
- Surface: Chrome
- Connection: 3x G 3/8 IG
- Certificates: P-IX 9524-I, ACS
- Noise class: I

With 6 V battery compartment (integrated) and
4x AAA alkaline battery 1.5 V
PU: 1, W: 2,38 kg/Piece **01 202 06 99**

Recommended associated articles
- SSC Bluetooth® module 00 916 00 99 Page 36, 75, 129, 184, 203, 253
- Angle valve with regulating function COMFORT with filter 05 430 06 99 Page 346

Note
- Battery-operated fittings with conversion set 00 508 00 99 or 00 509 00 99 suitable for networking with SWS.

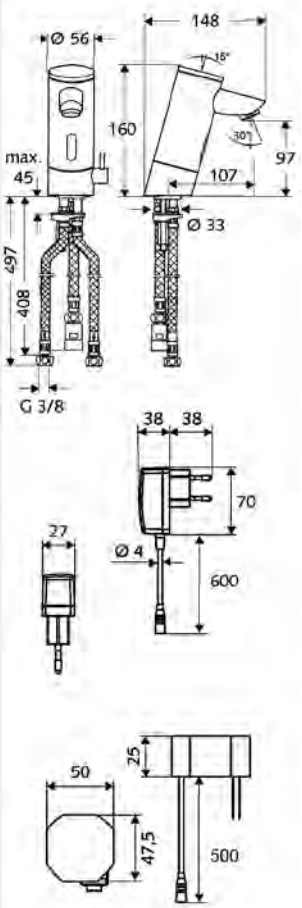

DESIGN PLUS

SWS

SSC

Product description	Article number

Electronic wash basin tap PURIS E
ND-M - low pressure mixed water

Infrared sensor-controlled. Mains operation. Suitable for networking with the SCHELL SWS water management system. Configurable via SCHELL Single Control SSC. For open hot water storage tanks.

Scope of delivery
- Infrared sensor single-hole tap
  - Temperature controller
  - Infrared sensor electronics, programmable
  - 6 V solenoid valve with pre-filter
  - Flow regulator
  - Connection cable, 250 mm, with 3-pin plug connector, protection class IP65
- 3 flexible Clean-Fix S connection hoses, G 3/8 IG x 380/500 mm
- Fastening material for wash basin installation

Technical data
- Setting options via SWS SSC
  - Sensor range (short/medium/long)
  - Programming via short range reflex (off/on)
  - Max. flow time (1-360 s)
  - Follow-up time (0.6-60 s)
  - Stagnation flush (off/5-600 s, every 1-240 h after last flush/every 1-240 h)
  - Continuous flush for thermal disinfection, with anti-scalding protection (off/15-600 s)
  - Duration of flow (off/15-600 s)
  - Energy saving mode (off/1-254 h after last flush)
  - Cleaning stop (off/60-360 s)
- Setting options via short range reflex
  - Sensor range (short/medium/long)
  - Stagnation flush (off/30 s, every 24 h after last flush/every 24 h)
  - Continuous flush for thermal disinfection, with anti-scalding protection (off/300 s/120 s)
  - Cleaning stop (off/60 s)
- Flow: max. 5 l/min pressure independent
- Flow pressure: 1.0 - 5.0 bar
- Max. Resting pressure: 8 bar
- Max. operating temperature: 70 °C (80 °C for thermal disinfection)
- Material: Housing Brass, conform to German drinking water regulations
- Surface: Chrome
- Connection: 3x G 3/8 IG
- Certificates: P-IX 9524-I, ACS
- Noise class: I

With Transformer plug 9 VDC, 100-240 VAC, 50-60 Hz **PU: 1, W: 2,42 kg/Piece**	**01 216 06 99**
With Concealed transformer 9 VDC, 100-240 VAC, 50-60 Hz **PU: 1, W: 2,56 kg/Piece**	**01 217 06 99**

Recommended associated articles
- SSC USB adapter 01 586 00 99 Page 37, 74, 129, 155, 253
- Extension cable 1,5 m 51 010 00 99 Page 75 or
- Extension cable 3,0 m 51 023 00 99 Page 75
- Angle valve with regulating function COMFORT with filter 05 430 06 99 Page 346

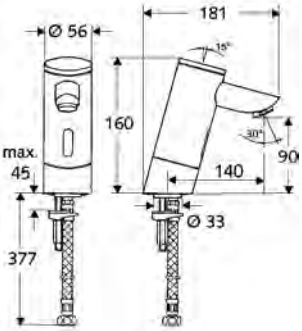

extended outlet

SWS

SSC

Product description	Article number	

Electronic wash basin tap PURIS E
HD-K - high-pressure cold water/pre-mixed water

Infrared sensor-controlled. Battery operation. Suitable for networking with the SCHELL SWS water management system. Configurable via SCHELL Single Control SSC. With extended outlet 140 mm.

Scope of delivery
- Infrared sensor single-hole tap
  - Infrared sensor electronics, programmable
  - 6 V solenoid valve with pre-filter
  - Flow regulator
  - 6 V battery compartment (integrated)
- 4x AAA alkaline battery 1.5 V
- Flexible Clean-Fix S connection hose, G 3/8 IG x 380 mm, with pre-filter
- Fastening material for wash basin installation

Technical data
- Setting options via SWS SSC
  - Sensor range (short/medium/long)
  - Programming via short range reflex (off/on)
  - Max. flow time (1-360 s)
  - Follow-up time (0.6-60 s)
  - Stagnation flush (off/5-600 s, every 1-240 h after last flush/every 1-240 h)
  - Continuous flush for thermal disinfection, with anti-scalding protection (off/15-600 s)
  - Duration of flow (off/15-600 s)
  - Energy saving mode (off/1-254 h after last flush)
  - Cleaning stop (off/60-360 s)
- Setting options via short range reflex
  - Sensor range (short/medium/long)
  - Stagnation flush (off/30 s, every 24 h after last flush/every 24 h)
  - Continuous flush for thermal disinfection, with anti-scalding protection (off/300 s/120 s)
  - Cleaning stop (off/60 s)
- Flow: max. 5 l/min pressure independent
- Flow pressure: 1.0 - 5.0 bar
- Max. Resting pressure: 8 bar
- Max. operating temperature: 70 °C (80 °C for thermal disinfection)
- Material: Housing Brass, conform to German drinking water regulations
- Surface: Chrome
- Connection: G 3/8 IG
- Certificates: P-IX 9523-I, ACS, WELL public
- Noise class: I

PU: 1, W: 2,49 kg/Piece	**01 225 06 99**

Recommended associated articles
- SSC Bluetooth® module 00 916 00 99 Page 36, 75, 129, 184, 203, 253
- Angle valve with regulating function COMFORT with filter 05 430 06 99 Page 346

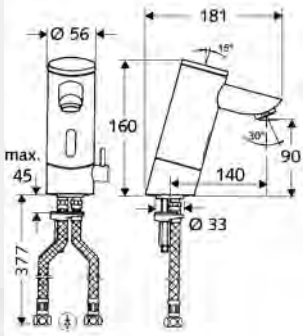

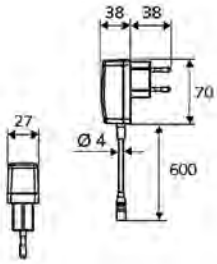

BELGAQUA

extended outlet

Product description	Article number

Electronic wash basin tap PURIS E
HD-M - high-pressure mixed water

Infrared sensor-controlled. Battery or mains operation. Suitable for networking with the SCHELL SWS water management system. Configurable via SCHELL Single Control SSC. With extended outlet 140 mm.

Scope of delivery
- Infrared sensor single-hole tap
  - Temperature controller
  - Infrared sensor electronics, programmable
  - 6 V solenoid valve with pre-filter
  - Flow regulator
- 2 flexible Clean-Fix S connection hoses, G 3/8 IG x 380 ;mm, with integrated backflow preventer (EN 1717: EB-type) and pre-filter
- Fastening material for wash basin installation

Technical data
- Setting options via SWS SSC
  - Programming via short range reflex (off/on)
  - Sensor range (short/medium/long)
  - Max. flow time (1-360 s)
  - Stagnation flush (off/5-600 s, every 1-240 h after last flush/every 1-240 h)
  - Continuous flush for thermal disinfection, with anti-scalding protection (off/15-600 s)
  - Duration of flow (off/15-600 s)
  - Energy saving mode (off/1-254 h after last flush)
  - Cleaning stop (off/60-360 s)
- Setting options via short range reflex
  - Sensor range (short/medium/long)
  - Stagnation flush (off/30 s, every 24 h after last flush/every 24 h)
  - Continuous flush for thermal disinfection, with anti-scalding protection (off/300 s/120 s)
  - Cleaning stop (off/60 s)
- Flow: max. 5 l/min pressure independent
- Flow pressure: 1.0 - 5.0 bar
- Max. Resting pressure: 8 bar
- Max. operating temperature: 70 °C (80 °C for thermal disinfection)
- Material: Housing Brass, conform to German drinking water regulations
- Surface: Chrome
- Connection: 2x G 3/8 IG
- Certificates: P-IX 9523-I, ACS, Belgaqua, WELL public I *****
- Noise class: I

With 6 V battery compartment (integrated) and 4x AAA alkaline battery 1.5 V **PU: 1, W: 2,63 kg/Piece**	**01 226 06 99**
With Transformer plug 9 VDC, 100-240 VAC, 50-60 Hz **PU: 1, W: 2,66 kg/Piece**	**01 211 06 99**

Recommended associated articles
- SSC Bluetooth® module 00 916 00 99 Page 36, 75, 129, 184, 203, 253
- Angle valve thermostat 09 414 06 99 Page 92, 352
- Pressure balance valve (PBV) 06 558 12 99 Page 94, 354
- Angle valve with regulating function COMFORT with filter 05 430 06 99 Page 346

For mains-supplied fittings
- Extension cable 1,5 m 51 010 00 99 Page 75 or
- Extension cable 3,0 m 51 023 00 99 Page 75

Note
- Battery-operated fittings with conversion set 00 508 00 99 or 00 509 00 99 suitable for networking with SWS.

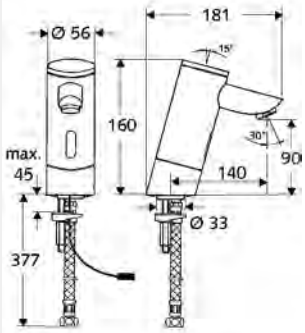

extended outlet

SWS

SSC

Necessary associated articles
- SWS Server 00 500 00 99 Page 18
- SWS Bus mains adapter 00 505 00 99 Page 19
- SWS Bus extender cable BE-K 00 501 00 99 Page 20

Recommended associated articles
- Angle valve with regulating function COMFORT with filter 05 430 06 99 Page 346

Optional power supply via collective mains adapter
- Concealed power supply unit 9 VDC, 100 - 240 VAC, 50 - 60 Hz 01 315 00 99 Page 136, 148, 180, 210, 234 or
- Top-hat rail transformer 9 VDC, 100 - 240 VAC, 50 - 60 Hz 01 582 00 99 Page 136, 148, 180, 210, 234 or
- Electrical junction box 9 VDC, 100 - 240 VAC, 50 - 60 Hz 01 583 00 99 Page 137, 148, 180, 211, 234

Product description	Article number

Electronic wash basin tap PURIS E
HD-K - high-pressure cold water/pre-mixed water

Infrared sensor-controlled. Excluding power supply. Suitable for networking with the SCHELL SWS water management system. Configurable via SCHELL Single Control SSC. Intended for power supply via SCHELL water management system SWS or central power supply unit. With extended outlet 140 mm.

Scope of delivery
- Infrared sensor single-hole tap
  - Infrared sensor electronics, programmable
  - 6 V solenoid valve with pre-filter
  - Flow regulator
  - Connection cable, 250 mm, with 3-pin plug connector, protection class IP65
- Flexible Clean-Fix S connection hose, G 3/8 IG x 380 mm, with pre-filter
- Fastening material for wash basin installation

Technical data
- Setting options via SWS SSC
  - Sensor range (short/medium/long)
  - Programming via short range reflex (off/on)
  - Max. flow time (1-36o s)
  - Follow-up time (0.6-60 s)
  - Stagnation flush (off/5-600 s, every 1-240 h after last flush/every 1-240 h)
  - Continuous flush for thermal disinfection, with anti-scalding protection (off/15-600 s)
  - Duration of flow (off/15-600 s)
  - Energy saving mode (off/1-254 h after last flush)
  - Cleaning stop (off/60-360 s)
- Setting options via short range reflex
  - Sensor range (short/medium/long)
  - Stagnation flush (off/30 s, every 24 h after last flush/every 24 h)
  - Continuous flush for thermal disinfection, with anti-scalding protection (off/300 s/120 s)
  - Cleaning stop (off/60 s)
- Flow: max. 5 l/min pressure independent
- Flow pressure: 1.0 - 5.0 bar
- Max. Resting pressure: 8 bar
- Max. operating temperature: 70 °C (80 °C for thermal disinfection)
- Material: Housing Brass, conform to German drinking water regulations
- Surface: Chrome
- Connection: G 3/8 IG
- Certificates: P-IX 9523-I, ACS, WELL public
- Noise class: I

PU: 1, W: 2,43 kg/Piece **00 202 06 99**

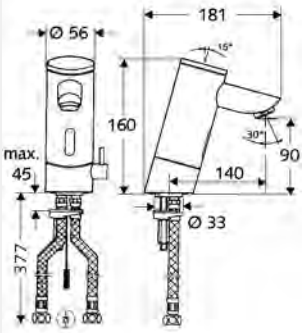

extended outlet

SWS

SSC

Necessary associated articles
- SWS Server 00 500 00 99 Page 18
- SWS Bus mains adapter 00 505 00 99 Page 19
- SWS Bus extender cable BE-K 00 501 00 99 Page 20

Recommended associated articles
- Angle valve thermostat 09 414 06 99 Page 92, 352
- Pressure balance valve (PBV) 06 558 12 99 Page 94, 354
- Angle valve with regulating function COMFORT with filter 05 430 06 99 Page 346

Optional power supply via collective mains adapter
- Top-hat rail transformer 9 VDC, 100 - 240 VAC, 50 - 60 Hz 01 582 00 99 Page 136, 148, 180, 210, 234 or
- Concealed power supply unit 9 VDC, 100 - 240 VAC, 50 - 60 Hz 01 315 00 99 Page 136, 148, 180, 210, 234 or
- Electrical junction box 9 VDC, 100 - 240 VAC, 50 - 60 Hz 01 583 00 99 Page 137, 148, 180, 211, 234

Electronic wash basin tap PURIS E
HD-M - high-pressure mixed water

Infrared sensor-controlled. Excluding power supply. Suitable for networking with the SCHELL SWS water management system. Configurable via SCHELL Single Control SSC. Intended for power supply via SCHELL water management system SWS or central power supply unit. With extended outlet 140 mm.

Scope of delivery
- Infrared sensor single-hole tap
  - Temperature controller
  - Infrared sensor electronics, programmable
  - 6 V solenoid valve with pre-filter
  - Flow regulator
  - Connection cable, 250 mm, with 3-pin plug connector, protection class IP65
- 2 flexible Clean-Fix S connection hoses, G 3/8 IG x 380 mm, with integrated backflow preventer (EN 1717: EB-type) and pre-filter
- Fastening material for wash basin installation

Technical data
- Setting options via SWS SSC
  - Sensor range (short/medium/long)
  - Programming via short range reflex (off/on)
  - Max. flow time (1-360 s)
  - Follow-up time (0.6-60 s)
  - Stagnation flush (off/5-600 s, every 1-240 h after last flush/every 1-240 h)
  - Continuous flush for thermal disinfection, with anti-scalding protection (off/15-600 s)
  - Duration of flow (off/15-600 s)
  - Energy saving mode (off/1-254 h after last flush)
  - Cleaning stop (off/60-360 s)
- Setting options via short range reflex
  - Sensor range (short/medium/long)
  - Stagnation flush (off/30 s, every 24 h after last flush/every 24 h)
  - Continuous flush for thermal disinfection, with anti-scalding protection (off/300 s/120 s)
  - Cleaning stop (off/60 s)
- Flow: max. 5 l/min pressure independent
- Flow pressure: 1.0 - 5.0 bar, • Max. Resting pressure: 8 bar
- Max. operating temperature: 70 °C (80 °C for thermal disinfection)
- Material: Housing Brass, conform to German drinking water regulations
- Surface: Chrome
- Connection: 2x G 3/8 IG
- Certificates: P-IX 9523-I, ACS, Belgaqua, WELL public
- Noise class: I

PU: 1, W: 2,52 kg/Piece **00 203 06 99**

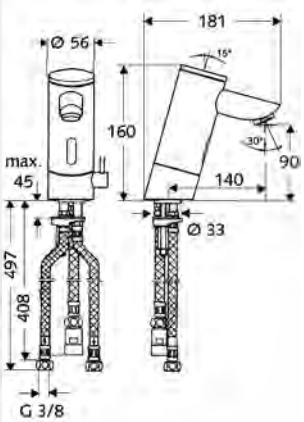

extended outlet

Product description	Article number

Electronic wash basin tap PURIS E
ND-M - low pressure mixed water

Infrared sensor-controlled. Battery operation. Suitable for networking with the SCHELL SWS water management system. Configurable via SCHELL Single Control SSC. For open hot water storage tanks. With extended outlet 140 mm.

Scope of delivery
- Infrared sensor single-hole tap
  - Temperature controller
  - Infrared sensor electronics, programmable
  - 6 V solenoid valve with pre-filter
  - Flow regulator
  - 6 V battery compartment (integrated)
- 4x AAA alkaline battery 1.5 V
- 3 flexible Clean-Fix S connection hoses, G 3/8 IG x 380/500 mm
- Fastening material for wash basin installation

Technical data
- Setting options via SWS SSC
  - Sensor range (short/medium/long)
  - Programming via short range reflex (off/on)
  - Max. flow time (1-360 s)
  - Follow-up time (0.6-60 s)
  - Stagnation flush (off/5-600 s, every 1-240 h after last flush/every 1-240 h)
  - Continuous flush for thermal disinfection, with anti-scalding protection (off/15-600 s)
  - Duration of flow (off/15-600 s)
  - Energy saving mode (off/1-254 h after last flush)
  - Cleaning stop (off/60-360 s)
- Setting options via short range reflex
  - Sensor range (short/medium/long)
  - Stagnation flush (off/30 s, every 24 h after last flush/every 24 h)
  - Continuous flush for thermal disinfection, with anti-scalding protection (off/300 s/120 s)
  - Cleaning stop (off/60 s)
- Flow: max. 5 l/min pressure independent
- Flow pressure: 1.0 - 5.0 bar
- Max. Resting pressure: 8 bar
- Max. operating temperature: 70 °C (80 °C for thermal disinfection)
- Material: Housing Brass, conform to German drinking water regulations
- Surface: Chrome
- Connection: G 3/8 IG

PU: 1, W: 2,60 kg/Piece **01 026 06 99**

Recommended associated articles
- SSC Bluetooth® module 00 916 00 99 Page 36, 75, 129, 184, 203, 253
- Angle valve with regulating function COMFORT with filter 05 430 06 99 Page 346

Note
- Battery-operated fittings with conversion set 00 508 00 99 or 00 509 00 99 suitable for networking with SWS.

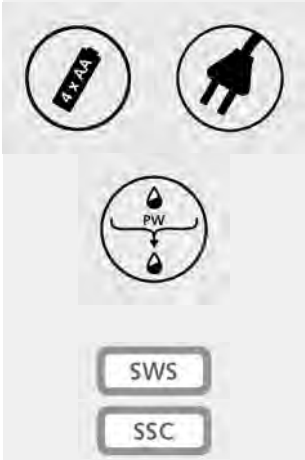

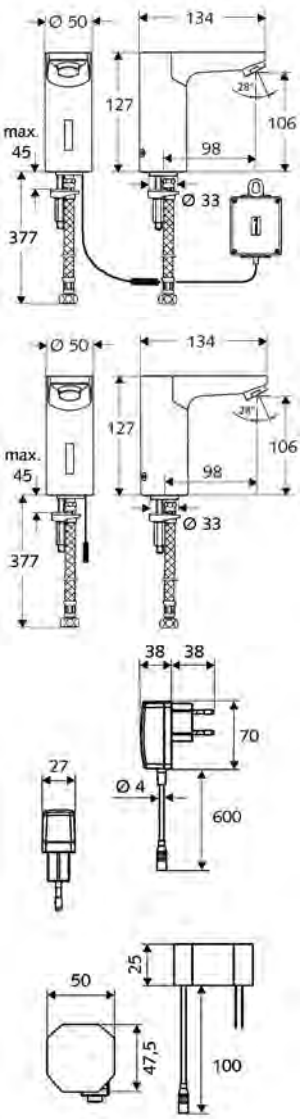

Product description	Article number

Electronic wash basin tap CELIS E
HD-K - high-pressure cold water/pre-mixed water

Infrared sensor-controlled. Battery or mains operation. Suitable for networking with the SCHELL SWS water management system. Configurable via SCHELL Single Control SSC.

Scope of delivery
- Infrared sensor single-hole tap
  - Infrared sensor electronics, programmable
  - 6 V solenoid valve with pre-filter
  - Flow regulator
- Flexible Clean-Fix S connection hose, G 3/8 IG x 380 mm, with pre-filter
- Fastening material for wash basin installation

Technical data
- Setting options via SWS SSC
  - Sensor range (short/medium/long)
  - Programming via short range reflex (off/on)
  - Max. flow time (1-360 s)
  - Follow-up time (0.6-60 s)
  - Stagnation flush (off/5-600 s, every 1-240 h after last flush/every 1-240 h)
  - Continuous flush for thermal disinfection, with anti-scalding protection (off/15-600 s)
  - Duration of flow (off/15-600 s)
  - Energy saving mode (off/1-254 h after last flush)
  - Cleaning stop (off/60-360 s)
- Setting options via short range reflex
  - Sensor range (short/medium/long)
  - Stagnation flush (off/30 s, every 24 h after last flush/every 24 h)
  - Continuous flush for thermal disinfection, with anti-scalding protection (off/300 s/120 s)
  - Cleaning stop (off/60 s)
- Flow: max. 5 l/min pressure independent
- Flow pressure: 1.0 - 5.0 bar
- Max. Resting pressure: 8 bar
- Max. operating temperature: 70 °C (80 °C for thermal disinfection)
- Material: Housing Brass, conform to German drinking water regulations
- Surface: Chrome
- Connection: G 3/8 IG
- Noise class: I
- Flow class: Z

With 6 V battery compartment, protection class IP65 and 4x AA alkaline battery 1.5 V, Certificates: P-IX 19116/IZ, ACS, WRAS applied, WELL public I ****** **PU: 1, W: 2,02 kg/Piece**	**01 230 06 99**
With Transformer plug 9 VDC, 100-240 VAC, 50-60 Hz Certificates: P-IX 19116/IZ, ACS, WRAS applied, WELL public I ****** **PU: 1, W: 1,96 kg/Piece**	**01 231 06 99**
With Concealed transformer 9 VDC, 100-240 VAC, 50-60 Hz Certificates: P-IX 19116/IZ, ACS, WELL public I ****** **PU: 1, W: 1,87 kg/Piece**	**01 244 06 99**

Recommended associated articles
- SSC Bluetooth® module 00 916 00 99 Page 36, 75, 129, 184, 203, 253
- Extension cable 1,5 m 51 010 00 99 Page 75 or
- Extension cable 3,0 m 51 023 00 99 Page 75
- Angle valve with regulating function COMFORT with filter 05 430 06 99 Page 346

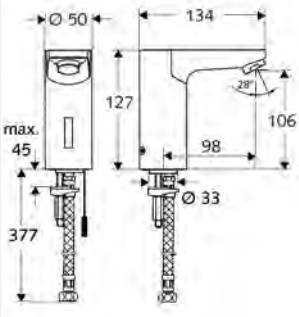

Product description	Article number

Electronic wash basin tap CELIS E
HD-K - high-pressure cold water/pre-mixed water

Infrared sensor-controlled. Excluding power supply. Suitable for networking with the SCHELL SWS water management system. Configurable via SCHELL Single Control SSC. Intended for power supply via SCHELL water management system SWS or central power supply unit.

Scope of delivery
- Infrared sensor single-hole tap
  - Infrared sensor electronics, programmable
  - 6 V solenoid valve with pre-filter
  - Flow regulator
  - Connection cable, 250 mm, with 3-pin plug connector, protection class IP65
- Flexible Clean-Fix S connection hose, G 3/8 IG x 380 mm, with pre-filter
- Fastening material for wash basin installation

Technical data
- Setting options via SWS SSC
  - Sensor range (short/medium/long)
  - Programming via short range reflex (off/on)
  - Max. flow time (1-360 s)
  - Follow-up time (0.6-60 s)
  - Stagnation flush (off/5-600 s, every 1-240 h after last flush/every 1-240 h)
  - Continuous flush for thermal disinfection, with anti-scalding protection (off/15-600 s)
  - Duration of flow (off/15-600 s)
  - Energy saving mode (off/1-254 h after last flush)
  - Cleaning stop (off/60-360 s)
- Setting options via short range reflex
  - Sensor range (short/medium/long)
  - Stagnation flush (off/30 s, every 24 h after last flush/every 24 h)
  - Continuous flush for thermal disinfection, with anti-scalding protection (off/300 s/120 s)
  - Cleaning stop (off/60 s)
- Flow: max. 5 l/min pressure independent
- Flow: 1.0 - 5.0 l/min
- Max. Resting pressure: 8 bar
- Max. operating temperature: 70 °C (80 °C for thermal disinfection)
- Material: Housing Brass, conform to German drinking water regulations
- Surface: Chrome
- Connection: G 3/8 IG
- Certificates: P-IX 19116/IZ, ACS, WELL public
- Noise class: I
- Flow class: Z

PU: 1, W: 1,82 kg/Piece **00 207 06 99**

Necessary associated articles
- SWS Server 00 500 00 99 Page 18
- SWS Bus mains adapter 00 505 00 99 Page 19
- SWS Bus extender cable BE-K 00 501 00 99 Page 20

Recommended associated articles
- Angle valve with regulating function COMFORT with filter 05 430 06 99 Page 346

Optional power supply via collective mains adapter
- Concealed power supply unit 9 VDC, 100 - 240 VAC, 50 - 60 Hz 01 315 00 99 Page 136, 148, 180, 210, 234 or
- Top-hat rail transformer 9 VDC, 100 - 240 VAC, 50 - 60 Hz 01 582 00 99 Page 136, 148, 180, 210, 234 or
- Electrical junction box 9 VDC, 100 - 240 VAC, 50 - 60 Hz 01 583 00 99 Page 137, 148, 180, 211, 234

SWS

SSC

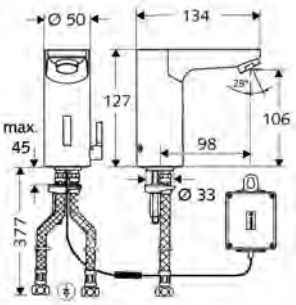

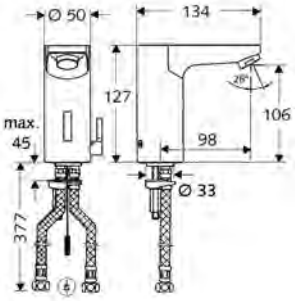

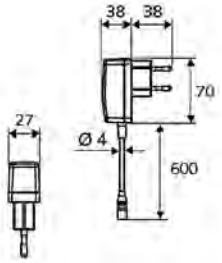

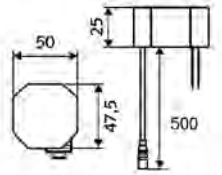

BELGAQUA

Product description	Article number

Electronic wash basin tap CELIS E
HD-M - high-pressure mixed water

Infrared sensor-controlled. Battery or mains operation. Suitable for networking with the SCHELL SWS water management system. Configurable via SCHELL Single Control SSC.

Scope of delivery
- Infrared sensor single-hole tap
  - Temperature controller
  - Infrared sensor electronics, programmable
  - 6 V solenoid valve with pre-filter
  - Flow regulator
  - Connection cable, 250 mm, with 3-pin plug connector, protection class IP65
- 2 flexible Clean-Fix S connection hoses, G 3/8 IG x 380 mm, with integrated backflow preventer (EN 1717: EB-type) and pre-filter
- Fastening material for wash basin installation

Technical data
- Setting options via SWS SSC
  - Sensor range (short/medium/long)
  - Programming via short range reflex (off/on)
  - Max. flow time (1-360 s)
  - Follow-up time (0.6-60 s)
  - Stagnation flush (off/5-600 s, every 1-240 h after last flush/every 1-240 h)
  - Continuous flush for thermal disinfection, with anti-scalding protection (off/15-600 s)
  - Duration of flow (off/15-600 s)
  - Energy saving mode (off/1-254 h after last flush)
  - Cleaning stop (off/60-360 s)
- Setting options via short range reflex
  - Sensor range (short/medium/long)
  - Stagnation flush (off/30 s, every 24 h after last flush/every 24 h)
  - Continuous flush for thermal disinfection, with anti-scalding protection (off/300 s/120 s)
  - Cleaning stop (off/60 s)
- Flow: max. 5 l/min pressure independent
- Flow pressure: 1.0 - 5.0 bar
- Max. Resting pressure: 8 bar
- Max. operating temperature: 70 °C (80 °C for thermal disinfection)
- Material: Housing Brass, conform to German drinking water regulations
- Surface: Chrome
- Connection: 2x G 3/8 IG
- Noise class: I
- Flow class: Z

With 6 V battery compartment, protection class IP65 and 4x AA alkaline battery 1.5 V, Certificates: P-IX 19116/IZ, ACS, Belgaqua, WRAS applied, WELL public I ***** **PU: 1, W: 1,94 kg/Piece**	**01 229 06 99**
With Transformer plug 9 VDC, 100-240 VAC, 50-60 Hz Certificates: P-IX 19116/IZ, ACS, Belgaqua, WRAS applied, WELL public I ***** **PU: 1, W: 1,97 kg/Piece**	**01 232 06 99**
With Concealed transformer 9 VDC, 100-240 VAC, 50-60 Hz Certificates: P-IX 19116/IZ, ACS, Belgaqua, WELL public I ***** **PU: 1, W: 1,80 kg/Piece**	**01 245 06 99**

Recommended associated articles
- SSC Bluetooth® module 00 916 00 99 Page 36, 75, 129, 184, 203, 253
- Angle valve thermostat 09 414 06 99 Page 92, 352
- Extension cable 1,5 m 51 010 00 99 Page 75 or
- Extension cable 3,0 m 51 023 00 99 Page 75
- Pressure balance valve (PBV) 06 558 12 99 Page 94, 354
- Angle valve with regulating function COMFORT with filter 05 430 06 99 Page 346

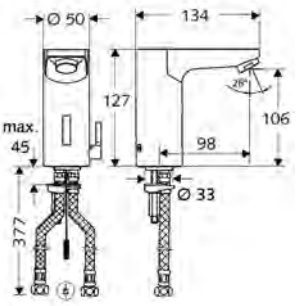

PWH PWC

SWS

SSC

Product description	Article number

Electronic wash basin tap CELIS E
HD-M - high-pressure mixed water

Infrared sensor-controlled. Excluding power supply. Suitable for networking with the SCHELL SWS water management system. Configurable via SCHELL Single Control SSC. Intended for power supply via SCHELL water management system SWS or central power supply unit.

Scope of delivery
- Infrared sensor single-hole tap
  - Temperature controller
  - Infrared sensor electronics, programmable
  - 6 V solenoid valve with pre-filter
  - Flow regulator
  - Connection cable, 250 mm, with 3-pin plug connector, protection class IP65
- 2 flexible Clean-Fix S connection hoses, G 3/8 IG x 380 mm, with integrated backflow preventer (EN 1717: EB-type) and pre-filter
- Fastening material for wash basin installation

Technical data
- Setting options via SWS SSC
  - Sensor range (short/medium/long)
  - Programming via short range reflex (off/on)
  - Max. flow time (1-360 s)
  - Follow-up time (0.6-60 s)
  - Stagnation flush (off/5-600 s, every 1-240 h after last flush/every 1-240 h)
  - Continuous flush for thermal disinfection, with anti-scalding protection (off/15-600 s)
  - Duration of flow (off/15-600 s)
  - Energy saving mode (off/1-254 h after last flush)
  - Cleaning stop (off/60-360 s)
- Setting options via short range reflex
  - Sensor range (short/medium/long)
  - Stagnation flush (off/30 s, every 24 h after last flush/every 24 h)
  - Continuous flush for thermal disinfection, with anti-scalding protection (off/300 s/120 s)
  - Cleaning stop (off/60 s)
- Flow: max. 5 l/min pressure independent
- Flow pressure: 1.0 - 5.0 bar
- Max. Resting pressure: 8 bar
- Max. operating temperature: 70 °C (80 °C for thermal disinfection)
- Material: Housing Brass, conform to German drinking water regulations
- Surface: Chrome
- Connection: 2x G 3/8 IG
- Certificates: P-IX 19116/IZ, ACS, Belgaqua, WELL public
- Noise class: I
- Flow class: Z

PU: 1, W: 1,88 kg/Piece **00 206 06 99**

Necessary associated articles
- SWS Server 00 500 00 99 Page 18
- SWS Bus mains adapter 00 505 00 99 Page 19
- SWS Bus extender cable BE-K 00 501 00 99 Page 20

Recommended associated articles
- Angle valve thermostat 09 414 06 99 Page 92, 352
- Pressure balance valve (PBV) 06 558 12 99 Page 94, 354
- Angle valve with regulating function COMFORT with filter 05 430 06 99 Page 346

Optional power supply via collective mains adapter
- Concealed power supply unit 9 VDC, 100 - 240 VAC, 50 - 60 Hz 01 315 00 99 Page 136, 148, 180, 210, 234 or
- Top-hat rail transformer 9 VDC, 100 - 240 VAC, 50 - 60 Hz 01 582 00 99 Page 136, 148, 180, 210, 234 or
- Electrical junction box 9 VDC, 100 - 240 VAC, 50 - 60 Hz 01 583 00 99 Page 137, 148, 180, 211, 234

SSC

Product description	Article number

SSC USB drive

The SSC USB stick includes the SSC USB software for parametrisation and diagnostics of SSC-capable SCHELL fittings.

System requirements
- Working memory: ≥1 GB RAM
- System software
  - Windows 10 (32-bit and 64-bit)
  - Windows 7 (32-bit and 64-bit)
  - Windows Vista (32-bit and 64-bit)
  - Windows XP (32-bit) with Service Pack 3
- Display resolution: ≥1024 × 768
- Available storage space: ≥150 MB
- USB port: Free USB 2.0 port

PU: 1, W: 0,04 kg/Piece **95 598 00 99**

Necessary associated articles
- SSC USB adapter 01 586 00 99 Page 37, 74, 129, 155, 253

SSC

SSC USB adapter

The current SSC USB software with operating manual and drivers can be downloaded free of charge from www.schell.eu. The SSC USB adapter is used for parametrisation and diagnostics with SSC-capable SCHELL fittings.

System requirements
- Working memory: ≥1 GB RAM
- System software
  - Windows 10 (32-bit and 64-bit)
  - Windows 7 (32-bit and 64-bit)
  - Windows Vista (32-bit and 64-bit)
  - Windows XP (32-bit) with Service Pack 3
- Display resolution: ≥1024 × 768
- Available storage space: ≥150 MB
- USB port: Free USB 2.0 port

PU: 1, W: 0,05 kg/Piece **01 586 00 99**

Recommended associated articles
- SSC USB drive 95 598 00 99 Page 37, 74, 129, 155, 184

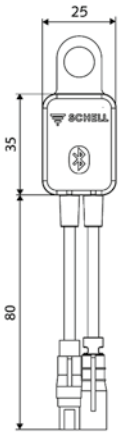

GERMAN INNOVATION AWARD '19 GOLD

Laden im App Store

JETZT BEI Google Play

SSC

Product description	Article number

SSC Bluetooth® module

For the wireless parametrisation of SSC-capable SCHELL fittings or for the optional extension of stagnation flushes. Access via SSC Bluetooth® app (can be downloaded from App Store, Play Store) and mobile Android or iOS devices. Usable as a tool for adjusting the fittings (module can then be removed). Or the module is left on the fitting (excepting VITUS shower fittings, SCHELLTRONIC urinal flush valves, and battery-operated PURIS E and VENUS E) and therefore enables stagnation flushes by weekday and by time of day. The last 64 stagnation flushes are stored and can be accessed via the app. This data can also be sent/exported via email as a CSV file if required. Access to the SSC Bluetooth® module is protected by an access code that can be changed individually.

Scope of delivery
- SSC Bluetooth® module
  - Integrated rechargeable battery for date/time reserve power

Technical data
- Wireless standard: Bluetooth® SMART
- Frequency band: 2,4 GHz
- Max. Range: 10 m (depending on installation site and building materials)

PU: 1, W: 0,08 kg/Piece	**00 916 00 99**

NEW

Extension cable 1,5 m

3-pin cable, only for use as a power supply extension cable. Suitable for electronic taps in the series GRANDIS, PURIS, VENUS, XELIS and XERIS.

length: 1.5 m **PU: 1, W: 0,04 kg/Piece**	**51 010 00 99**
length: 3 m **PU: 1, W: 0,07 kg/Piece**	**51 023 00 99**

Note
- Not suitable for data transmission.

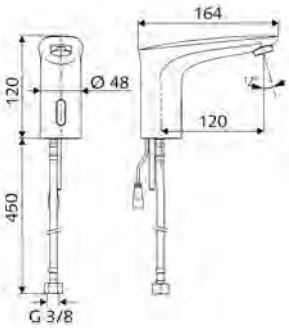

Product description	Article number

Electronic wash basin tap MODUS E
HD-K - high-pressure cold water/pre-mixed water

Infrared sensor-controlled. Battery or mains operation.

Scope of delivery
- Infrared sensor single-hole tap
  - Infrared sensor electronics, programmable
  - 6 V solenoid valve with pre-filter
  - Flow regulator
  - Connection cable, 200 mm, with 2-pin plug, protection class IP65
  - Flexible connection hose, G 3/8 IG x 450 mm, with pre-filter
- Fastening material for wash basin installation

Technical data
- Setting options via short range reflex
  - Sensor range area (approx. 2-17 cm)
  - Stagnation flush (off/duration of flow 30 s, 24 h after last use)
  - Cleaning stop (off/120 s)
- Flow: max. 3 l/min pressure independent
- Flow pressure: 0.5 - 5.0 bar
- Max. Resting pressure: 8 bar
- Max. operating temperature: 70 °C (temporarily, e.g. for thermal disinfection)
- Surface: Chrome
- Connection: G 3/8 IG

With 6 V battery compartment, protection class IP65 and 4x AA alkaline battery 1.5 V Material: Brass, conform to German drinking water regulations, Certificates: P-IX 29853/IO, ACS, WRAS applied, Noise class: I, Flow class: O PU: 1, W: 1,69 kg/Piece	**02 172 06 99**
With Transformer plug 6 VDC, 100-240 VAC, 50-60 Hz Material: Brass, conform to German drinking water regulations, Certificates: P-IX 29853/IO, ACS, WRAS applied, Noise class: I, Flow class: O PU: 1, W: 1,62 kg/Piece	**02 173 06 99**
With 9 V battery compartment, protection class IP65 and 4x AA alkaline battery 1.5 V Material: DZR brass, Certificates: P-IX 29853/IO, dr, Watermark, WELS, Noise class: I, Flow class: O PU: 1, W: 1,73 kg/Piece	**02 176 06 99**
With Transformer plug 9 VDC, 100-240 VAC, 50-60 Hz Material: DZR brass, Certificates: dr, Watermark, WELS PU: 1, W: 1,61 kg/Piece	**02 178 06 99**

Recommended associated articles
- Angle valve with regulating function COMFORT with filter 05 430 06 99 Page 346
- Flow regulator LEED 1,33 l 28 931 00 99 Page 96 or
- Flow regulator 5 l 28 933 00 99 Page 404

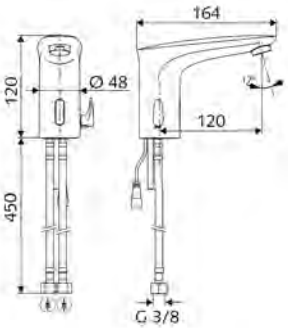

Product description	Article number

Electronic wash basin tap MODUS E

HD-M - high-pressure mixed water

Infrared sensor-controlled. Battery or mains operation.

Scope of delivery

- Infrared sensor single-hole tap
  - Temperature controller with hot water restrictor
  - Infrared sensor electronics, programmable
  - 6 V solenoid valve with pre-filter
  - Flow regulator
  - Connection cable, 200 mm, with 2-pin plug, protection class IP65
  - 2 flexible connection hoses, G 3/8 IG x 450 mm, with backflow preventer (DIN EN 1717: EB-type) and pre-filter
- Fastening material for wash basin installation

Technical data

- Setting options via short range reflex
  - Sensor range area (approx. 2-17 cm)
  - Stagnation flush (off/duration of flow 30 s, 24 h after last use)
  - Cleaning stop (off/120 s)
- Flow: max. 3 l/min pressure independent
- Flow pressure: 0.5 - 5.0 bar
- Max. Resting pressure: 8 bar
- Max. operating temperature: 70 °C (temporarily, e.g. for thermal disinfection)
- Surface: Chrome
- Connection: 2x G 3/8 IG

With 6 V battery compartment, protection class IP65 and 4x AA alkaline battery 1.5 V Material: Brass, conform to German drinking water regulations, Certificates: P-IX 29853/IO, ACS, WRAS applied, Noise class: I, Flow class: O PU: 1, W: 1,86 kg/Piece	**02 174 06 99**
With Transformer plug 6 VDC, 100-240 VAC, 50-60 Hz Material: Brass, conform to German drinking water regulations, Certificates: P-IX 29853/IO, ACS, WRAS applied, Noise class: I, Flow class: O PU: 1, W: 1,77 kg/Piece	**02 175 06 99**
With 9 V battery compartment, protection class IP65 and 4x AA alkaline battery 1.5 V Material: DZR brass, Certificates: P-IX 29853/IO, dr, Watermark, WELS, Noise class: I, Flow class: O PU: 1, W: 1,89 kg/Piece	**02 177 06 99**
With Transformer plug 9 VDC, 100-240 VAC, 50-60 Hz Material: DZR brass, Certificates: dr, Watermark, WELS PU: 1, W: 1,78 kg/Piece	**02 179 06 99**

Recommended associated articles

- Angle valve thermostat 09 414 06 99 Page 92, 352
- Pressure balance valve (PBV) 06 558 12 99 Page 94, 354
- Angle valve with regulating function COMFORT with filter 05 430 06 99 Page 346
- Flow regulator LEED 1,33 l 28 931 00 99 Page 96 or
- Flow regulator 5 l 28 933 00 99 Page 404

Extension cable 1,5 m

2-pin power supply extension cable with plug and socket. Suitable for SCHELL MODUS E wash basin taps.

PU: 1, W: 0,04 kg/Piece	**01 550 00 99**

Note

- Not suitable for networkable wash basin taps.

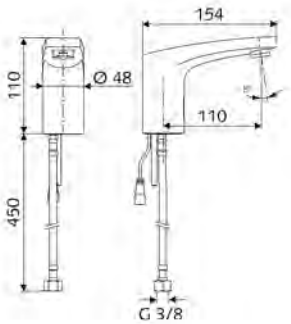

Product description	Article number

Electronic wash basin tap MODUS Trend E
HD-K - high-pressure cold water/pre-mixed water

Infrared sensor-controlled. Battery or mains operation.

Scope of delivery
- Infrared sensor single-hole tap
  - Infrared sensor electronics, programmable
  - 6 V solenoid valve with pre-filter
  - Flow regulator
  - Connection cable, 200 mm, with 2-pin plug, protection class IP65
  - Flexible connection hose, G 3/8 IG x 450 mm, with pre-filter
- Fastening material for wash basin installation

Technical data
- Setting options via short range reflex
  - Sensor range area (approx. 2-17 cm)
  - Cleaning stop (off/120 s)
- Energy saving mode: Automatic energy saving mode
- Flow: max. 3 l/min pressure independent
- Flow pressure: 0.5 - 5.0 bar
- Max. Resting pressure: 8 bar
- Max. operating temperature: 70 °C (temporarily, e.g. for thermal disinfection)
- Material: Housing Brass, conform to German drinking water regulations
- Surface: Chrome
- Connection: G 3/8 IG
- Certificates: P-IX 29853/IO, ACS, WRAS applied
- Noise class: I
- Flow class: O

With 6 V battery compartment, protection class IP65 and 4x AA alkaline battery 1.5 V **PU: 1, W: 1,64 kg/Piece**	**02 168 06 99**
With Transformer plug 6 VDC, 100-240 VAC, 50-60 Hz **PU: 1, W: 1,57 kg/Piece**	**02 169 06 99**

Recommended associated articles
- Angle valve with regulating function COMFORT with filter 05 430 06 99 Page 346
- Flow regulator LEED 1,33 l 28 931 00 99 Page 96 or
- Flow regulator 5 l 28 933 00 99 Page 404

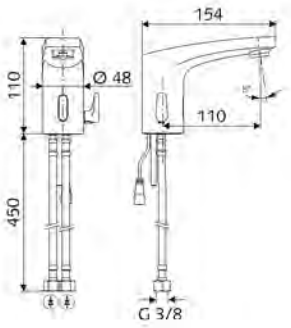

Product description	Article number

Electronic wash basin tap MODUS Trend E

HD-M - high-pressure mixed water

Infrared sensor-controlled. Battery or mains operation.

Scope of delivery

- Infrared sensor single-hole tap
  - Temperature controller
  - Infrared sensor electronics, programmable
  - 6 V solenoid valve with pre-filter
  - Flow regulator
  - Connection cable, 200 mm, with 2-pin plug, protection class IP65
  - 2 flexible connection hoses, G 3/8 IG x 450 mm, with backflow preventer (DIN EN 1717: EB-type) and pre-filter
- Fastening material for wash basin installation

Technical data

- Setting options via short range reflex
  - Sensor range area (approx. 2-17 cm)
  - Cleaning stop (off/120 s)
- Flow: max. 3 l/min pressure independent
- Flow pressure: 0.5 - 5.0 bar
- Max. Resting pressure: 8 bar
- Max. operating temperature: 70 °C (temporarily, e.g. for thermal disinfection)
- Material: Housing Brass, conform to German drinking water regulations
- Surface: Chrome
- Connection: 2x G 3/8 IG
- Certificates: P-IX 29853/IO, ACS, WRAS applied
- Noise class: I
- Flow class: O

With 6 V battery compartment, protection class IP65 and 4x AA alkaline battery 1.5 V **PU: 1, W: 1,78 kg/Piece**	**02 170 06 99**
With Transformer plug 6 VDC, 100-240 VAC, 50-60 Hz **PU: 1, W: 1,71 kg/Piece**	**02 171 06 99**

Recommended associated articles

- Angle valve with regulating function COMFORT with filter 05 430 06 99 Page 346
- Flow regulator LEED 1,33 l 28 931 00 99 Page 96 or
- Flow regulator 5 l 28 933 00 99 Page 404

Extension cable 1,5 m

2-pin power supply extension cable with plug and socket.
Suitable for SCHELL MODUS E wash basin taps.

PU: 1, W: 0,04 kg/Piece	**01 550 00 99**

Note

- Not suitable for networkable wash basin taps.

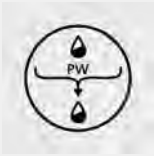

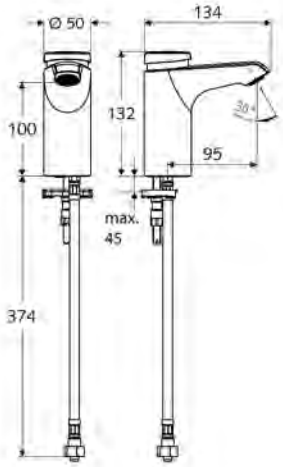

Product description	Article number

Self-closing wash basin taps XERIS SC
HD-K small - high-pressure cold water/pre-mixed water

Manual actuation with automatic closing. Easy flow time adjustment.

Scope of delivery
- Self-closing single-hole tap
  - Self-closing cartridge SC II
  - Flow regulator
- Flexible Clean-Fix S connection hose, G 3/8 IG x 380 mm, with pre-filter
- Fastening material for wash basin installation

Technical data
- Running time: 2 - 15 s (7 s)
- Flow: max. 5 l/min pressure independent
- Flow pressure: 1.0 - 5.0 bar
- Max. Resting pressure: 8 bar
- Max. operating temperature: 70 °C (80 °C for thermal disinfection)
- Material: Housing Brass, conform to German drinking water regulations
- Surface: Chrome
- Connection: G 3/8 IG
- Certificates: P-IX 29071/IO, ACS, WELL public
- Noise class: I
- Flow class: O

PU: 1, W: 1,77 kg/Piece **02 158 06 99**

Recommended associated articles
- Angle valve with regulating function COMFORT with filter 05 430 06 99 Page 346

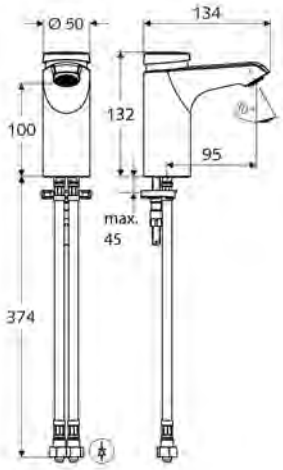

Self-closing wash basin taps XERIS SC
HD-M small - high-pressure mixed water

Manual actuation with automatic closing. Easy flow time adjustment.

Scope of delivery
- Self-closing single-hole tap
  - Self-closing cartridge SC II with hot water restrictor
  - Flow regulator
- 2 flexible Clean-Fix S connection hoses, G 3/8 IG x 380 mm, with integrated backflow preventer (EN 1717: EB-type) and pre-filter
- Fastening material for wash basin installation

Technical data
- Running time: 2 - 15 s (7 s)
- Flow: max. 5 l/min pressure independent
- Flow pressure: 1.0 - 5.0 bar
- Max. Resting pressure: 8 bar
- Max. operating temperature: 70 °C (80 °C for thermal disinfection)
- Material: Housing Brass, conform to German drinking water regulations
- Surface: Chrome
- Connection: 2x G 3/8 IG
- Certificates: P-IX 29071/IO, ACS, Belgaqua, WELL public
- Noise class: I
- Flow class: O

PU: 1, W: 1,85 kg/Piece **02 156 06 99**

Recommended associated articles
- Angle valve thermostat 09 414 06 99 Page 92, 352
- Pressure balance valve (PBV) 06 558 12 99 Page 94, 354
- Angle valve with regulating function COMFORT with filter 05 430 06 99 Page 346

Product description	Article number

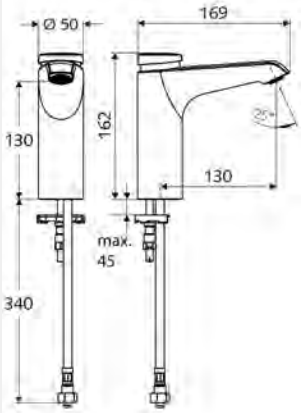

Self-closing wash basin taps XERIS SC
HD-K mid. - high-pressure cold water/pre-mixed water

Manual actuation with automatic closing. Easy flow time adjustment.

Scope of delivery
- Self-closing single-hole tap
  - Self-closing cartridge SC II
  - Flow regulator
- Flexible Clean-Fix S connection hose, G 3/8 IG x 380 mm, with pre-filter
- Fastening material for wash basin installation

Technical data
- Running time: 2 - 15 s (7 s)
- Flow: max. 5 l/min pressure independent
- Flow pressure: 1.0 - 5.0 bar
- Max. Resting pressure: 8 bar
- Max. operating temperature: 70 °C (80 °C for thermal disinfection)
- Material: Housing Brass, conform to German drinking water regulations
- Surface: Chrome
- Connection: G 3/8 IG
- Certificates: P-IX 29071/IO, ACS, WELL public
- Noise class: I
- Flow class: O

PU: 1, W: 2,00 kg/Piece **02 159 06 99**

Recommended associated articles
- Angle valve with regulating function COMFORT with filter 05 430 06 99 Page 346

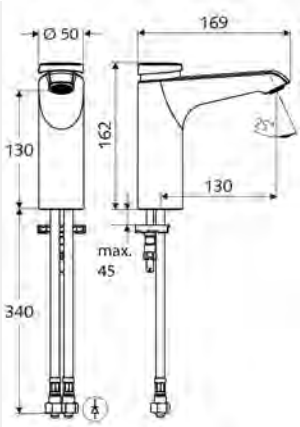

Self-closing wash basin taps XERIS SC
HD-M mid - high-pressure mixed water

Manual actuation with automatic closing. Easy flow time adjustment.

Scope of delivery
- Self-closing single-hole tap
  - Self-closing cartridge SC II with hot water restrictor
  - Flow regulator
- 2 flexible Clean-Fix S connection hoses, G 3/8 IG x 380 mm, with integrated backflow preventer (EN 1717: EB-type) and pre-filter
- Fastening material for wash basin installation

Technical data
- Running time: 2 - 15 s (7 s)
- Flow: max. 5 l/min pressure independent
- Flow pressure: 1.0 - 5.0 bar
- Max. Resting pressure: 8 bar
- Max. operating temperature: 70 °C (80 °C for thermal disinfection)
- Material: Housing Brass, conform to German drinking water regulations
- Surface: Chrome
- Connection: 2x G 3/8 IG
- Certificates: P-IX 29071/IO, ACS, Belgaqua, WELL public
- Noise class: I
- Flow class: O

PU: 1, W: 2,05 kg/Piece **02 157 06 99**

Recommended associated articles
- Angle valve thermostat 09 414 06 99 Page 92, 352
- Pressure balance valve (PBV) 06 558 12 99 Page 94, 354
- Angle valve with regulating function COMFORT with filter 05 430 06 99 Page 346

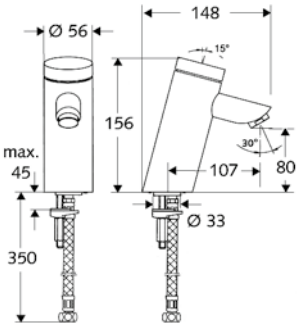

Product description	Article number

Self-closing wash basin taps PURIS SC
HD-K - high-pressure cold water/pre-mixed water

Manual actuation with automatic closing. Easy flow time adjustment.

Scope of delivery
- Self-closing single-hole tap
  - Self-closing cartridge SC II
  - Flow regulator
- Flexible Clean-Fix S connection hose, G 3/8 IG x 380 mm, with pre-filter
- Fastening material for wash basin installation

Technical data
- Running time: 2 - 15 s (7 s)
- Flow: max. 5 l/min pressure independent
- Flow pressure: 1.0 - 5.0 bar
- Max. Resting pressure: 8 bar
- Max. operating temperature: 70 °C (80 °C for thermal disinfection)
- Material: Housing Brass, conform to German drinking water regulations
- Surface: Chrome
- Connection: G 3/8 IG
- Certificates: P-IX 19436/IO, DIN-DVGW, ACS, WRAS, WELL public
- Noise class: I
- Flow class: O

PU: 1, W: 2,44 kg/Piece	**02 110 06 99**

Recommended associated articles
- Angle valve with regulating function COMFORT with filter 05 430 06 99 Page 346
- Flow regulator UNIVERSAL anti-theft 02 121 06 99 Page 96

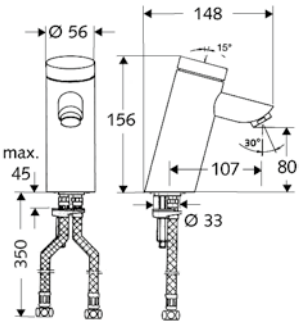

Product description	Article number	

Self-closing wash basin taps PURIS SC
HD-M - high-pressure mixed water

Manual actuation with automatic closing. Easy flow time adjustment.

Scope of delivery
- Self-closing single-hole tap
  - Self-closing cartridge SC II with hot water restrictor
  - Flow regulator
- 2 flexible Clean-Fix S connection hoses, G 3/8 IG x 380 mm, with integrated backflow preventer (EN 1717: EB-type) and pre-filter
- Fastening material for wash basin installation

Technical data
- Running time: 2 - 15 s (7 s)
- Flow: max. 5 l/min pressure independent
- Flow pressure: 1.0 - 5.0 bar
- Max. Resting pressure: 8 bar
- Max. operating temperature: 70 °C (80 °C for thermal disinfection)
- Material: Housing Brass, conform to German drinking water regulations
- Surface: Chrome
- Connection: 2x G 3/8 IG
- Certificates: P-IX 19436/IO, DIN-DVGW, ACS, Belgaqua, WRAS, WELL public
- Noise class: I
- Flow class: O

PU: 1, W: 2,51 kg/Piece **02 125 06 99**

Recommended associated articles
- Angle valve thermostat 09 414 06 99 Page 92, 352
- Pressure balance valve (PBV) 06 558 12 99 Page 94, 354
- Angle valve with regulating function COMFORT with filter 05 430 06 99 Page 346
- Flow regulator UNIVERSAL anti-theft 02 121 06 99 Page 96

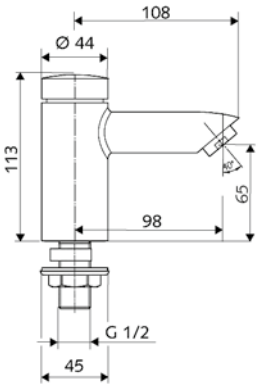

Product description	Article number

Self-closing pillar vale PETIT SC
HD-K - high-pressure cold water/pre-mixed water

Manual actuation with automatic closing. Easy flow time adjustment.

Scope of delivery
- Self-closing single-hole tap
  - Self-closing cartridge SC II
  - Flow regulator
- Fastening material for wash basin installation

Technical data
- Running time: 2 - 15 s (7 s)
- Flow: max. 5 l/min pressure independent
- Flow pressure: 1.0 - 5.0 bar
- Max. Resting pressure: 8 bar
- Max. operating temperature: 70 °C (80 °C for thermal disinfection)
- Surface: Chrome
- Connection: DN 15 G 1/2 AG
- Noise class: I
- Flow class: O

Material: Housing Brass,
conform to German drinking water regulations,
Certificates: P-IX 19958/IO, DIN-DVGW, ACS, WRAS
PU: 1, W: 1,00 kg/Piece **02 122 06 99**

Material: Housing Dezincification-resistant brass,
conform to German drinking water regulations,
Certificates: P-IX 19958/IO, ACS, dr, Watermark, WELS
PU: 1, W: 0,98 kg/Piece **02 130 06 99**

Recommended associated articles
- PETIT tap hole rosette 76 063 06 99 Page 85
- Flow regulator UNIVERSAL anti-theft 02 121 06 99 Page 96
- Flexible Clean-Flex S hose 10 318 06 99 Page 97 or
- Flexible Clean-Flex S hose 10 319 06 99 Page 97
- PETIT copper pipe connection set Ø 10 mm 08 464 06 99 Page 97, 371
- Angle valve with regulating function COMFORT with filter 05 430 06 99 Page 346 or
- Angle valve with regulating function COMFORT with filter 05 428 06 99 Page 346

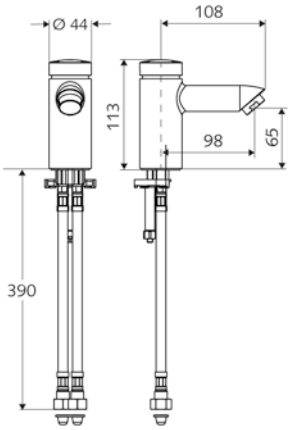

Self-closing pillar vale PETIT SC
HD-M - high-pressure mixed water

Manual actuation with automatic closing. Easy flow time adjustment.

Scope of delivery
- Self-closing single-hole tap
  - Self-closing cartridge SC II with hot water restrictor
  - Flow regulator
- 2 flexible Clean-Fix S connection hoses, G 3/8 IG x 380 mm, with integrated backflow preventer (EN 1717: EB-type) and pre-filter
- Fastening material for wash basin installation

Technical data
- Running time: 2 - 15 s (7 s)
- Flow: max. 5 l/min pressure independent
- Flow pressure: 1.0 - 5.0 bar
- Max. Resting pressure: 8 bar
- Max. operating temperature: 70 °C (80 °C for thermal disinfection)
- Material: Housing Brass, conform to German drinking water regulations
- Surface: Chrome
- Connection: 2x G 3/8 IG
- Certificates: P-IX 19958/IO, DIN-DVGW, ACS, Belgaqua, WRAS
- Noise class: I
- Flow class: O

PU: 1, W: 1,44 kg/Piece **02 151 06 99**

Recommended associated articles
- Angle valve thermostat 09 414 06 99 Page 92, 352
- Angle valve with regulating function COMFORT with filter 05 430 06 99 Page 346
- Flow regulator UNIVERSAL anti-theft 02 121 06 99 Page 96

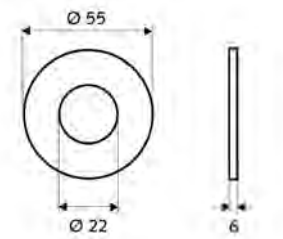

Product description	Article number
Tap hole rosette PETIT For wash basins with tap hole that is too large. **Scope of delivery** • O-ring seal • Rosette Ø 55 mm	
PU: 1, W: 0,08 kg/Piece	**76 063 06 99**

In connection with
- Self-closing pillar vale PETIT SC 02 122 06 99 Page 84 or
- Self-closing pillar vale PETIT SC 02 130 06 99 Page 84

Note
- For PETIT SC HD-K only.

NEW

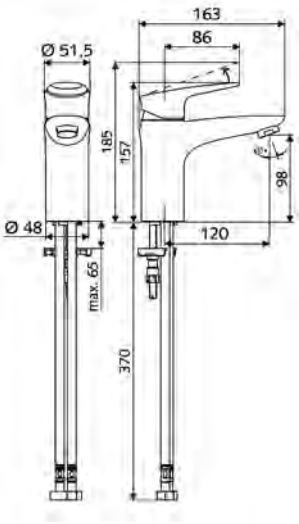

Available on demand

Product description	Article number

Wash basin tap MODUS EH-T

HD-M - High pressure mixed water, ThermoProtect cartridge

Compact single-lever mixer tap with design lever.

Scope of delivery
- Single-lever single-hole tap
  - Single-lever mixer
  - ThermoProtect ceramic cartridge with temperature lock 38° C, scald protection in case of cold water supply failure
  - Flow regulator
- 2 flexible Clean-Fix S connection hoses, G 3/8 IG x 440 mm, with integrated backflow preventer (EN 1717: EB-type) and pre-filter
- Fastening material for wash basin installation

Technical data
- Flow: max. 5 l/min pressure independent
- Flow pressure: 1.0 - 5.0 bar
- Max. Resting pressure: 8 bar
- Max. operating temperature: 70 °C
- Max. Outlet temperature: 38 °C
- Material: Actuation Die-cast zinc; Housing Brass, conform to German drinking water regulations
- Surface: Chrome
- Connection: 2x G 3/8 IG

PU: 1 **02 182 06 99**

Recommended associated articles
- Flow regulator LEED 1,33 l 28 931 00 99 Page 96 or
- Flow regulator 3 l 28 932 00 99 Page 96 or
- Flow regulator UNIVERSAL anti-theft 02 121 06 99 Page 96
- Pressure limiter set 28 525 06 99 Page 97

NEW

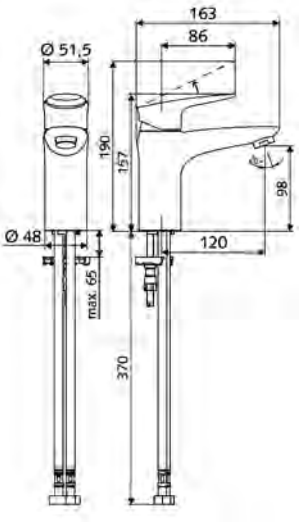

Available on demand

Wash basin tap MODUS EH

HD-M - high-pressure mixed water

Compact single-lever mixer tap with design lever.

Scope of delivery
- Single-lever single-hole tap
  - Single-lever mixer
  - Single-lever mixer ceramic cartridge with adjustable hot water and flow limitation
  - Flow regulator
- 2 flexible Clean-Fix S connection hoses, G 3/8 IG x 440 mm, with integrated backflow preventer (EN 1717: EB-type) and pre-filter
- Fastening material for wash basin installation

Technical data
- Flow: max. 5 l/min pressure independent
- Flow pressure: 1.0 - 5.0 bar
- Max. Resting pressure: 8 bar
- Max. operating temperature: 70 °C (80 °C for thermal disinfection)
- Material: Actuation Die-cast zinc; Housing Brass, conform to German drinking water regulations
- Surface: Chrome
- Connection: 2x G 3/8 IG

PU: 1 **02 183 06 99**

Recommended associated articles
- Flow regulator LEED 1,33 l 28 931 00 99 Page 96 or
- Flow regulator 3 l 28 932 00 99 Page 96 or
- Flow regulator UNIVERSAL anti-theft 02 121 06 99 Page 96

NEW

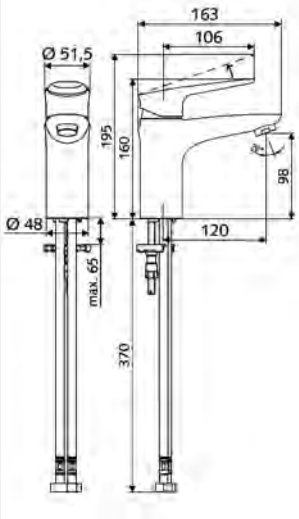

Available on demand

Product description	Article number

Wash basin tap MODUS EH-T

HD-M - High pressure mixed water, ThermoProtect cartridge

Compact single-lever mixer tap with lever.

Scope of delivery
- Single-lever single-hole tap
  - Single-lever mixer
  - ThermoProtect ceramic cartridge with temperature lock 38° C, scald protection in case of cold water supply failure
  - Flow regulator
- 2 flexible Clean-Fix S connection hoses, G 3/8 IG x 440 mm, with integrated backflow preventer (EN 1717: EB-type) and pre-filter
- Fastening material for wash basin installation

Technical data
- Flow: max. 5 l/min pressure independent
- Flow pressure: 1.0 - 5.0 bar
- Max. Resting pressure: 8 bar
- Max. operating temperature: 70 °C
- Max. Outlet temperature: 38 °C
- Material: Actuation Die-cast zinc; Housing Brass, conform to German drinking water regulations
- Surface: Chrome
- Connection: 2x G 3/8 IG

PU: 1 **02 180 06 99**

Recommended associated articles
- Flow regulator LEED 1,33 l 28 931 00 99 Page 96 or
- Flow regulator 3 l 28 932 00 99 Page 96 or
- Flow regulator UNIVERSAL anti-theft 02 121 06 99 Page 96
- Pressure limiter set 28 525 06 99 Page 97

NEW

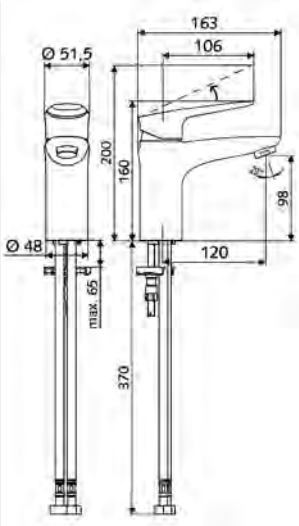

Available on demand

Wash basin tap MODUS EH

HD-M - high-pressure mixed water

Compact single-lever mixer tap with lever.

Scope of delivery
- Single-lever single-hole tap
  - Single-lever mixer
  - Single-lever mixer ceramic cartridge with adjustable hot water and flow limitation
  - Flow regulator
- 2 flexible Clean-Fix S connection hoses, G 3/8 IG x 440 mm, with integrated backflow preventer (EN 1717: EB-type) and pre-filter
- Fastening material for wash basin installation

Technical data
- Flow: max. 5 l/min pressure independent
- Flow pressure: 1.0 - 5.0 bar
- Max. Resting pressure: 8 bar
- Max. operating temperature: 70 °C (80 °C for thermal disinfection)
- Material: Actuation Die-cast zinc; Housing Brass, conform to German drinking water regulations
- Surface: Chrome
- Connection: 2x G 3/8 IG

PU: 1 **02 181 06 99**

Recommended associated articles
- Flow regulator LEED 1,33 l 28 931 00 99 Page 96 or
- Flow regulator 3 l 28 932 00 99 Page 96 or
- Flow regulator UNIVERSAL anti-theft 02 121 06 99 Page 96

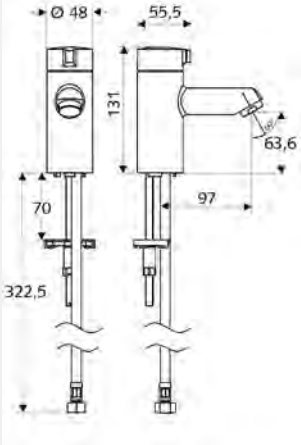

Product description	Article number	

Standard valve cold water MODUS K
HD-K - high-pressure cold water/pre-mixed water

Compact open/closed tap for hand wash basin.

Scope of delivery
- Pillar valve
  - Ceramic head part
- Flexible Clean-Fix S connection hose, G 3/8 IG x 380 mm
- Fastening material for wash basin installation

Technical data
- Flow: max. 5 l/min pressure independent
- Flow pressure: 1.0 - 5.0 bar
- Max. Resting pressure: 8 bar
- Max. operating temperature: 70 °C (80 °C for thermal disinfection)
- Material: Actuation Die-cast zinc; Housing Brass, conform to German drinking water regulations
- Surface: Chrome
- Connection: G 3/8 IG
- Certificates: ACS

PU: 1, W: 1,23 kg/Piece	**02 142 06 99**

Recommended associated articles
- Flow regulator UNIVERSAL anti-theft 02 121 06 99 Page 96
- Angle valve with regulating function COMFORT with filter 05 428 06 99 Page 346 or
- Angle valve with regulating function COMFORT with filter 05 429 06 99 Page 346

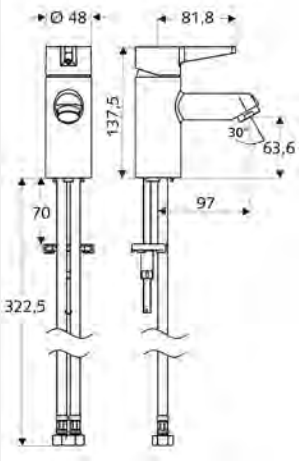

Discontinued article, as long as stocks last.

Product description	Article number

Wash basin tap MODUS EH

HD-M - high-pressure mixed water

Compact single-lever mixer tap.

Scope of delivery
- Single-lever single-hole tap
  - Single-lever mixer
  - Ceramic cartridge with hot water restrictor
  - Flow regulator
- Fastening material for wash basin installation

Technical data
- Flow: max. 5 l/min pressure independent
- Flow pressure: 1.0 - 5.0 bar
- Max. Resting pressure: 8 bar
- Max. operating temperature: 70 °C (80 °C for thermal disinfection)
- Material: Actuation Die-cast zinc; Housing Brass, conform to German drinking water regulations
- Surface: Chrome
- Connection: 2x G 3/8 IG
- Certificates: P-IX 29002/IO, ACS
- Noise class: I
- Flow class: O

PU: 1, W: 1,13 kg/Piece **02 141 06 99**

Recommended associated articles
- Angle valve thermostat 09 414 06 99 Page 92, 352
- Angle valve with regulating function COMFORT with filter 05 428 06 99 Page 346 or
- Angle valve with regulating function COMFORT with filter 05 429 06 99 Page 346
- Flow regulator UNIVERSAL anti-theft 02 121 06 99 Page 96

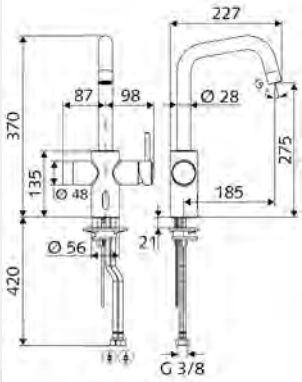

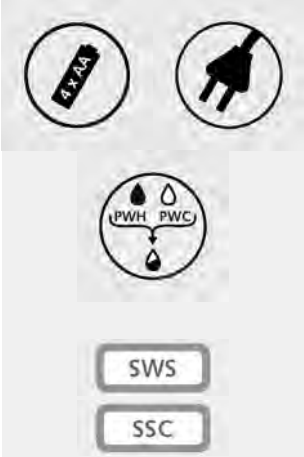

Product description	Article number

Electronic kitchen tap GRANDIS E
HD-M - high-pressure mixed water

Infrared sensor-controlled. Additional single-lever operation. Battery or mains operation. Suitable for networking with the SCHELL SWS water management system. Configurable via SCHELL Single Control SSC. Stagnation flushing in the mixing of the touch-free actuation, independent of the single-lever position.

Scope of delivery
- Infrared sensor kitchen tap
  - Single-lever mixer
  - Infrared sensor electronics, programmable
  - 6 V solenoid valve with pre-filter
  - Ceramic cartridge with hot water restrictor
  - Pivoting outlet with configurable pivot range
  - Flow regulator
  - 2 flexible connection hoses, G 3/8 IG x 450 mm, with backflow preventer (DIN EN 1717: EB-type) and pre-filter

Technical data
- Setting options via SWS SSC
  - Programming via short range reflex (off/on)
  - Max. flow time (1-600 s)
  - Stagnation flush (off/5-600 s, every 1-240 h after last flush/every 1-240 h)
  - Energy saving mode (off/1-254 h after last flush)
- Setting options via short range reflex
  - Max. flow time (4-240 s, 12 program stages)
  - Stagnation flush (off/after last flush/fixed interval)
- Flow: max. 10 l/min (manual activation)
- Flow: max. 8.5 l/min (electronic activation)
- Flow pressure: 1.0 - 5.0 bar
- Max. Resting pressure: 8 bar
- Max. operating temperature: 70 °C (80 °C for thermal disinfection)
- Material: Housing Brass, conform to German drinking water regulations
- Surface: Chrome
- Connection: 2x G 3/8 IG
- Certificates: P-IX 29861/IO, ACS, WRAS applied
- Noise class: I
- Flow class: O

With 6 V battery compartment, protection class IP65 and 4x AA alkaline battery 1.5 V **PU: 1, W: 3,76 kg/Piece**	**00 242 06 99**
With Transformer plug 9 VDC, 100-240 VAC, 50-60 Hz **PU: 1, W: 3,73 kg/Piece**	**00 243 06 99**

Recommended associated articles
- SSC Bluetooth® module 00 916 00 99 Page 36, 75, 129, 184, 203, 253
- Extension cable 1,5 m 51 010 00 99 Page 75 or
- Extension cable 3,0 m 51 023 00 99 Page 75
- Angle valve with regulating function COMFORT with filter 05 430 06 99 Page 346

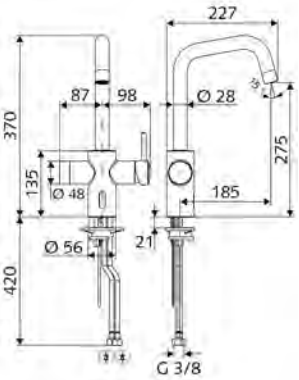

PWH PWC

SWS

SSC

Product description	Article number

Electronic kitchen tap GRANDIS E
HD-M - high-pressure mixed water

Infrared sensor-controlled. Additional single-lever operation. Excluding power supply. Suitable for networking with the SCHELL SWS water management system. Configurable via SCHELL Single Control SSC. Intended for power supply via SCHELL water management system SWS or central power supply unit. Stagnation flushing in the mixing of the touch-free actuation, independent of the single-lever position.

Scope of delivery
- Infrared sensor kitchen tap
  - Single-lever mixer
  - Infrared sensor electronics, programmable
  - 6 V solenoid valve with pre-filter
  - Ceramic cartridge with hot water restrictor
  - Pivoting outlet with configurable pivot range
  - Flow regulator
  - 2 flexible connection hoses, G 3/8 IG x 450 mm, with backflow preventer (DIN EN 1717: EB-type) and pre-filter

Technical data
- Setting options via SWS SSC
  - Programming via short range reflex (off/on)
  - Max. flow time (1-600 s)
  - Stagnation flush (off/5-600 s, every 1-240 h after last flush/every 1-240 h)
  - Energy saving mode (off/1-254 h after last flush)
- Setting options via short range reflex
  - Max. flow time (4-240 s, 12 program stages)
  - Stagnation flush (off/after last flush/fixed interval)
- Flow: max. 10 l/min (manual activation)
- Flow: max. 8.5 l/min (electronic activation)
- Flow pressure: 1.0 - 5.0 bar
- Max. Resting pressure: 8 bar
- Max. operating temperature: 70 °C (80 °C for thermal disinfection)
- Material: Housing Brass, conform to German drinking water regulations
- Surface: Chrome
- Connection: 2x G 3/8 IG
- Certificates: P-IX 29861/IO, ACS, WRAS applied
- Noise class: I
- Flow class: O

PU: 1, W: 3,63 kg/Piece **00 244 06 99**

Necessary associated articles
- SWS Server 00 500 00 99 Page 18
- SWS Bus mains adapter 00 505 00 99 Page 19 or
- Top-hat rail transformer 9 VDC, 100 - 240 VAC, 50 - 60 Hz 01 582 00 99 Page 136, 148, 180, 210, 234 or
- Electrical junction box 9 VDC, 100 - 240 VAC, 50 - 60 Hz 01 583 00 99 Page 137, 148, 180, 211, 234
- SWS Bus extender cable BE-K 00 501 00 99 Page 20 or
- SWS BE-F wireless bus extender 00 502 00 99 Page 20

Recommended associated articles
- Angle valve with regulating function COMFORT with filter 05 430 06 99 Page 346

Product description	Article number

NEW

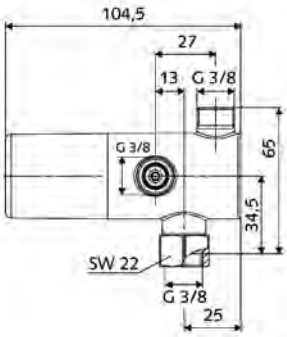

Anti-scalding protection according to EN 1111

DIN DVGW

Angle valve thermostat

Thermostatic anti-scalding protection fitting for installation on angle valve with G 3/8 AG outlet. Setting of max. draw-off temperature, concealed under cover cap. Performance of thermal disinfection possible (only by using tool).

Scope of delivery
- Angle valve thermostat
  - Expansion material thermostat, conform to EN 1111, anti-scalding protection if cold water supply fails
  - 2 backflow preventers (EN 1717: EB-type), - 2 pre-filters

Technical data
- Material: Cover cap Plastic; Housing Brass, conform to German drinking water regulations
- Thermal disinfection: possible, after releasing the temperature lock
- Flow at 3 bar: 13 l/min
- Max. operating temperature: 70 °C (temporarily, e.g. for thermal disinfection)
- Max. Outlet temperature: 33 - 50 °C adjustable (38 °C ± 2 K), • Surface: Chrome
- Connection: G 3/8 IG, G 3/8 AG, • Outlet: G 3/8 AG
- Certificates: P-IX 29876/I, DIN-DVGW, ACS, WRAS applied, • Noise class: I, at 100% flow

PU: 1, W: 0,61 kg/Piece **09 414 06 99**

Necessary associated articles
- Pipe set for angle valve thermostat 04 115 06 99 Page 93, 353 or
- Connecting set for angle valve thermostat 04 116 06 99 Page 93, 353

Recommended associated articles
- Angle valve COMFORT PT 04 992 06 99 Page 33, 344
- Sampling pipe for sampling valves 03 835 06 99 Page 350

NEW

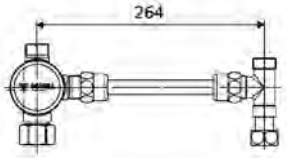

Anti-scalding protection according to EN 1111

DIN DVGW

Recommended associated articles
- Angle valve COMFORT PT 04 992 06 99 Page 33, 344 or
- Sampling pipe for sampling valves 03 835 06 99 Page 350

Installation Note
- Suitable for angle valve installation with a max. centre-to-centre
- distance of 264 mm.

Angle valve thermostat set
Rigid design

Thermostatic anti-scalding protection fitting incl. pipe set for installation on angle valves with G 3/8 AG outlet. Setting of max. draw-off temperature, concealed under cover cap, only possible with tool.

Scope of delivery
Angle valve thermostat (09 414 06 99)
- Angle valve thermostat
  - Expansion material thermostat, conform to EN 1111, anti-scalding protection if cold water supply fails
  - 2 backflow preventers (EN 1717: EB-type), - 2 pre-filters

Pipe set for angle valve thermostat (04 115 06 99)
- T-piece with movable union nut G 3/8 IG
- Connection pipe with 2 high-tensile SCHELL brass cone compression connections with length compensation

Technical data
Angle valve thermostat (09 414 06 99)
- Material: Cover cap Plastic; Housing Brass, conform to German drinking water regulations
- Thermal disinfection: possible, after releasing the temperature lock
- Flow at 3 bar: 13 l/min
- Max. operating temperature: 70 °C (temporarily, e.g. for thermal disinfection)
- Max. Outlet temperature: 33 - 50 °C adjustable (38 °C ± 2 K), • Surface: Chrome
- Connection: G 3/8 IG, G 3/8 AG, • Outlet: G 3/8 AG
- Certificates: P-IX 29876/I, DIN-DVGW, ACS, WRAS applied, • Noise class: I, at 100% flow

Pipe set for angle valve thermostat (04 115 06 99)
- Surface: Chrome, • Connection: G 3/8 IG

PU: 1, W: 0,87 kg/Set **09 415 06 99**

NEW

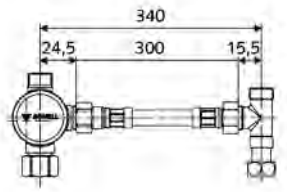

Anti-scalding protection according to EN 1111

DIN DVGW

Recommended associated articles
- Angle valve COMFORT PT 04 992 06 99 Page 33, 344 or
- Sampling pipe for sampling valves 03 835 06 99 Page 350

Installation Note
- Suitable for angle valve installation with a max. centre-to-centre distance of 340 mm.

Angle valve thermostat set
Flexible design

Thermostatic anti-scalding protection fitting incl. flexible connecting set for installation on angle valves with G 3/8 AG outlet. Setting of max. draw-off temperature, concealed under cover cap, only possible with tool.

Scope of delivery
Angle valve thermostat (09 414 06 99)
- Angle valve thermostat
  - Expansion material thermostat, conform to EN 1111, anti-scalding protection if cold water supply fails
  - 2 backflow preventers (EN 1717: EB-type), - 2 pre-filters

Connecting set for angle valve thermostat (04 116 06 99)
- T-piece with movable union nut G 3/8 IG
- Flexible Clean-Flex S hose with union nuts.

Technical data
Angle valve thermostat (09 414 06 99)
- Material: Cover cap Plastic; Housing Brass, conform to German drinking water regulations
- Thermal disinfection: possible, after releasing the temperature lock
- Flow at 3 bar: 13 l/min
- Max. operating temperature: 70 °C (temporarily, e.g. for thermal disinfection)
- Max. Outlet temperature: 33 - 50 °C adjustable (38 °C ± 2 K), • Surface: Chrome
- Connection: G 3/8 IG, G 3/8 AG, • Outlet: G 3/8 AG
- Certificates: P-IX 29876/I, DIN-DVGW, ACS, WRAS applied, • Noise class: I, at 100% flow

Connecting set for angle valve thermostat (04 116 06 99)
- Surface: Chrome, • Connection: G 3/8 IG

PU: 1, W: 0,86 kg/Set **09 416 06 99**

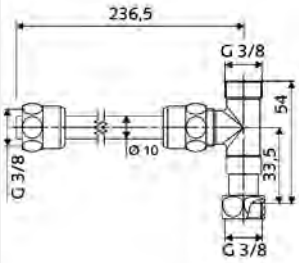

Product description	Article number

Pipe set for angle valve thermostat
Rigid design

Pipe set for connection between angle valve G 3/8 AG and angle valve thermostat.

Scope of delivery
- T-piece with movable union nut G 3/8 IG
- Connection pipe with 2 high-tensile SCHELL brass cone compression connections with length compensation

Technical data
- Surface: Chrome
- Connection: G 3/8 IG
- Certificates: ACS

PU: 1, W: 0,16 kg/Piece **04 115 06 99**

Necessary associated articles
- Angle valve thermostat 09 414 06 99 Page 92, 352

Installation Note
- Suitable for angle valve installation with a max. centre-to-centre distance of 264 mm.

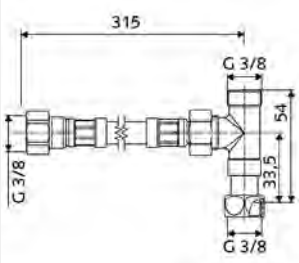

Connecting set for angle valve thermostat
Flexible design

Connecting set for connection between angle valve G 3/8 AG and angle valve thermostat.

Scope of delivery
- T-piece with movable union nut G 3/8 IG
- Flexible Clean-Flex S hose with union nuts.

Technical data
- Surface: Chrome
- Connection: G 3/8 IG
- Certificates: ACS

PU: 1, W: 0,14 kg/Piece **04 116 06 99**

Necessary associated articles
- Angle valve thermostat 09 414 06 99 Page 92, 352

Installation Note
- Suitable for angle valve installation with a max. centre-to-centre distance of 340 mm.

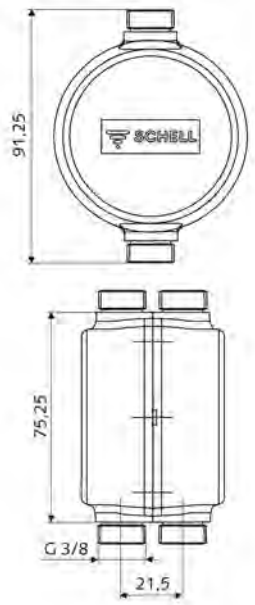

Discontinued item, available while stocks last.

Product description	Article number

Pressure balance valve (PBV)

For compensating for the level of pressure in the cold/hot water supply before sampling fittings. Prevents water admixing for fittings with a mixing shaft (e.g. together with small geysers*). Improves adjustment range for single-lever taps. Prevents variations in temperature with pressure fluctuations.

Scope of delivery
- Pressure balance valve (PBV)
  - 2 backflow preventers (EN 1717: EB-type)

Technical data
- Flow: 2.5 - 9.0 l/min
- Flow pressure: 0.8 - 5.0 bar
- Max. Operating pressure: 10 bar
- Max. operating temperature: 70 °C (90 °C for thermal disinfection)
- Material: Housing Plastic; Parts in contact with water Conforms to German drinking water regulations
- Surface: White
- Connection: 2x G 3/8 AG
- Outlet: 2x G 3/8 AG

PU: 1, W: 0,21 kg/Piece **06 558 12 99**

Recommended associated articles
- Pressure balance valve (PBV) connecting set 06 559 06 99 Page 94, 355

Note
- * Not suitable for open storage heater

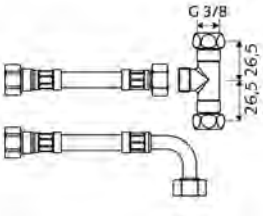

Discontinued item, available while stocks last.

Pressure balance valve (PBV) connecting set

Connecting set for connection between angle valve G 3/8 AG, and small geyser and pressure balance valve.

Scope of delivery
- T-piece with 2 movable union nuts G 3/8 IG, connection G 3/8 AG
- Flexible Clean-Flex S connection hose, G 3/8 IG x 300 mm
- Flexible Clean-Flex S connection hose, G 3/8 IG x 300 mm, with 90° elbow

Technical data
- Surface: Chrome
- Connection: 2x G 3/8 IG
- Outlet: 3x G 3/8 IG

PU: 1, W: 0,36 kg/Set **06 559 06 99**

Necessary associated articles
- Pressure balance valve (PBV) 06 558 12 99 Page 94, 354

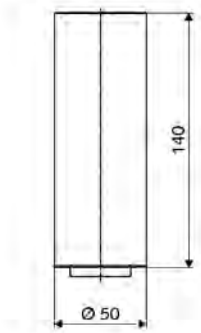

Product description	Article number

Standard pipe extension CELIS E

For CELIS E wash basin taps together with counter-top wash basins.

Scope of delivery
- Standpipe extension 140 mm
- adjustable flow regulator, flow volume 5 l/m at 3 bar flow pressure
- 2 flexible Clean-Fix S connection hoses, G 3/8 IG x 3/8 AG x 150 mm
- Longer threaded rod 225 mm

Technical data
- Surface: Chrome

PU: 1, W: 0,73 kg/Piece **01 271 06 99**

Recommended associated articles
- Extension cable 1,5 m 51 010 00 99 Page 75

In connection with
- Electronic wash basin tap CELIS E 01 230 06 99 Page 70 or
- Electronic wash basin tap CELIS E 01 231 06 99 Page 70 or
- Electronic wash basin tap CELIS E 01 244 06 99 Page 70 or
- Electronic wash basin tap CELIS E 00 207 06 99 Page 71 or
- Electronic wash basin tap CELIS E 01 229 06 99 Page 72 or
- Electronic wash basin tap CELIS E 01 232 06 99 Page 72 or
- Electronic wash basin tap CELIS E 01 245 06 99 Page 72 or
- Electronic wash basin tap CELIS E 00 206 06 99 Page 73

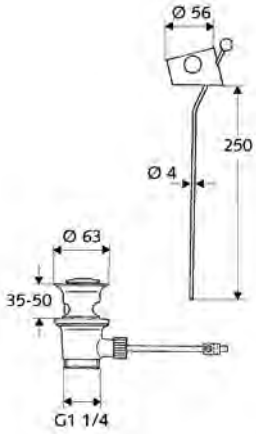

PURIS E / VENUS E Pop-up drain

Expansion module for retrofitting a temperature control to the PURIS E/VENUS E wash basin taps.

Scope of delivery
- Pull rod assembly, fitting feedthrough and drain set

Technical data
- Material: Brass
- Surface: Chrome

PU: 1, W: 0,64 kg/Piece **01 360 06 99**

Installation Note
- Fitting body is already prepared for accepting the pull rod assembly.
- For HD-M version only.

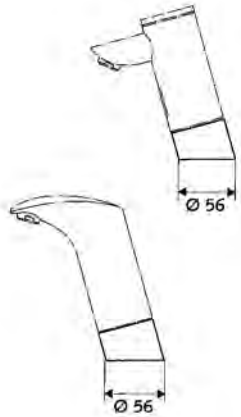

Cover sleeve for temperature presetting PURIS E / VENUS E

Cover for covering mixed water shaft, with fixed pre-configuration of mixing ratio for PURIS E/ VENUS E wash basin taps with temperature control.

Scope of delivery
- Cover sleeve

Technical data
- Surface: Chrome

PU: 1, W: 0,09 kg/Piece **01 362 06 99**

Installation Note
- Not suitable for accepting pull rod assembly.

Product description	Article number

Flow regulator UNIVERSAL anti-theft

For all SCHELL wash basin taps PURIS, VENUS, CELIS, MODUS and PETIT.

Scope of delivery
- Flow regulator
- Seal
- Flow regulator key

Technical data
- Flow at 3 bar: 6 l/min
- Surface: Chrome
- Connection: M 24 x 1 AG

PU: 1, W: 0,02 kg/Piece	**02 121 06 99**

Note
- Not suitable for electronic wash basin taps, low pressure mixed water (ND-M).

NEW

Flow regulator 3 l

For all CELIS, PETIT, PURIS MODUS, MODUS E, MODUS EH-T/EH, VENUS.
Flow regulator to reduce the flow rate while maintaining comfort.

PU: 1, W: 0,008 kg/Piece	**28 932 00 99**

LEED

Flow regulator LEED

For all XERIS E. Flow regulator for reducing the flow volume while maintaining user comfort.
2 LEED points when used in the public sector. 6 LEED points when used in the private sector.

Scope of delivery
- flow regulator with anti-limescale burls and seal
- Flow regulator key

Technical data
- Flow: max. 1.32 l/min pressure independent

PU: 10, W: 0,04 kg/Set	**28 926 00 99**

LEED

Flow regulator LEED

For all CELIS, PETIT, PURIS MODUS, MODUS E, MODUS EH-T/EH, VENUS. Flow regulator to reduce the flow rate while maintaining comfort. 2 LEED points when used in the public sector.

6 LEED points when used in the private sector.

Scope of delivery
- flow regulator
- seal

Technical data
- Flow: max. 1.32 l/min pressure independent

PU: 10, W: 0,03 kg/Set	**28 927 00 99**
PU: 1, W: 0,008 kg/pc	**28 931 00 99**

NEW

Product description	Article number

Flexible Clean-Flex S hose

With stainless steel braided sleeving and a rotatable connection line.

Technical data
- Surface: Connection Chrome
- nominal diameter: DN 8
- Connection: Union nut G 1/2 IG with pre-assembled seal, Union nut G 3/8 IG with pre-assembled seal

length: 300 mm **PU: 20, W: 0,10 kg/Piece**	**10 318 06 99**
length: 500 mm **PU: 20, W: 0,12 kg/Piece**	**10 319 06 99**

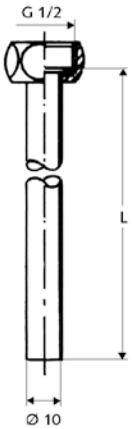

PETIT copper pipe connection set Ø 10 mm

One end with flange and G 1/2 union nut incl. seal, other end smooth.

Technical data
- Surface: Chrome

length: 300 mm **PU: 1, W: 0,08 kg/Piece**	**08 464 06 99**

Note
- For direct connection to SCHELL self-closing pillar valves or angle valves.

Pre-filter mixed water with backflow preventer
HD-M - high-pressure mixed water

Scope of delivery
- Mixed water pre-filter
  - Backflow preventer (EN 1717: EB-type)
  - Filter (mesh gauge: 500 µm)

Technical data
- Material: Brass, conform to German drinking water regulations
- Surface: Chrome
- Connection: G 3/8 IG
- Outlet: G 3/8 AG

PU: 1, W: 0,05 kg/Piece	**28 511 06 99**

NEW

Pressure limiter set
For MODUS EH-T

For reducing the pressure level of the cold water supply for Modus EH-T to 1 bar. Supports the function of the thermostat-safe MODUS EH-T cartridge in case of highly varying pressure conditions.

Scope of delivery
- Pressure limiter 1 bar
- Reducing nipple G 1/2 IG x G 3/8 AG
- Adapter G 1/2 AG x G 3/8 IG

Technical data
- Max. Operating pressure: 10 bar
- Max. Resting pressure: 1 bar
- Max. operating temperature: 70 °C
- Surface: Chrome
- Connection: G 3/8 IG
- Outlet: G 3/8 AG

PU: 1	**28 525 06 99**

1 Wash basin-, shower- and kitchen fittings

	Product information	100 - 105
11	Concealed wash basin fittings LINUS	
	- Infrared electronic - cold / mixed water	106 - 113
	- Accessoires	128 - 129
12	Exposed wash basin fittings VITUS	
	- Infrared sensor / CVD-Touch electr.	114 - 117
	- Self-closing - thermostat / mixed water	118 - 119
	- Open/close - thermostat	120
	- Single lever - mixed water	121
	- Clinic arm-lever - thermostat	122
	- Clinic arm-lever - mixed water	125
	Wall outlet tap WALIS E	
	- Infrared sensor - cold, /pre-mixed water	124 - 125
	Exposed wash basin fittings MODUS E / PETIT SC	
	- Infrared sensor - cold, /pre-mixed water	126
	- Self-closing - cold water	127
	- Accessoires	127 - 129

SCHELL Self-closing wall outlet taps PETIT SC

Overview concealed wash basin fittings (Finishings sets)

			Functional features												
			Function				Tempera-ture		Hy-giene	Energy suply			Surface		
		Spout (mm)	Suitable for con-nection to SWS	Capable of being pa-rameterised by SSC	Contact-free	Self-closing electronic	Cold water / pre-mixed water	Mixed water	Stagnation / hygienic flush	Battery operation	Mains operation	Energy supply by SWS	Chrome	Stainless steel	
LINUS W-E-V															**Page**
	01 937 06 99	110	•	•	•	•	•		•	•			•		107
	01 938 06 99	170	•	•	•	•	•		•	•			•		107
	01 939 06 99	230	•	•	•	•	•		•	•			•		107
	01 937 28 99	110	•	•	•	•	•		•	•				•	107
	01 938 28 99	170	•	•	•	•	•		•	•				•	107
	01 939 28 99	230	•	•	•	•	•		•	•				•	107
	01 940 06 99	110	•	•	•	•	•		•		•		•		108
	01 941 06 99	170	•	•	•	•	•		•		•		•		108
	01 942 06 99	230	•	•	•	•	•		•		•		•		108
	01 940 28 99	110	•	•	•	•	•		•		•			•	108
	01 941 28 99	170	•	•	•	•	•		•		•			•	108
	01 942 28 99	230	•	•	•	•	•		•		•			•	108
	01 943 06 99	110	•	•	•	•	•		•			•	•		109
	01 944 06 99	170	•	•	•	•	•		•			•	•		109
	01 945 06 99	230	•	•	•	•	•		•			•	•		109
	01 943 28 99	110	•	•	•	•	•		•			•		•	109
	01 944 28 99	170	•	•	•	•	•		•			•		•	109
	01 945 28 99	230	•	•	•	•	•		•			•		•	109

Ordering information:
Please observe that for each finishing set, the corresponding concealed Masterbox with the recommended associated / required item must also be ordered.

			Functional features												
			Function				Tempera-ture		Hy-giene	Energy suply			Surface		
		Spout (mm)	Suitable for con-nection to SWS	Capable of being pa-rameterised by SSC	Contact-free	Self-closing electronic	Cold water / pre-mixed water	Mixed water	Stagnation / hygienic flush	Battery operation	Mains operation	Energy supply by SWS	Chrome	Stainless steel	
LINUS W-E-M															**Page**
	01 928 06 99	110	•	•	•	•		•	•	•			•		111
	01 929 06 99	170	•	•	•	•		•	•	•			•		111
	01 930 06 99	230	•	•	•	•		•	•	•			•		111
	01 928 28 99	110	•	•	•	•		•	•	•				•	111
	01 929 28 99	170	•	•	•	•		•	•	•				•	111
	01 930 28 99	230	•	•	•	•		•	•	•				•	111
	01 931 06 99	110	•	•	•	•		•	•		•		•		112
	01 932 06 99	170	•	•	•	•		•	•		•		•		112
	01 933 06 99	230	•	•	•	•		•	•		•		•		112
	01 931 28 99	110	•	•	•	•		•	•		•			•	112
	01 932 28 99	170	•	•	•	•		•	•		•			•	112
	01 933 28 99	230	•	•	•	•		•	•		•			•	112
	01 934 06 99	110	•	•	•	•		•	•			•	•		113
	01 935 06 99	170	•	•	•	•		•	•			•	•		113
	01 936 06 99	230	•	•	•	•		•	•			•	•		113
	01 934 28 99	110	•	•	•	•		•	•			•		•	113
	01 935 28 99	170	•	•	•	•		•	•			•		•	113
	01 936 28 99	230	•	•	•	•		•	•			•		•	113

Ordering information:
Please observe that for each finishing set, the corresponding concealed Masterbox with the recommended associated / required item must also be ordered.

Overview exposed wash basin fittings

			Functional features												
			Function						Tempera-ture		Hygiene				
		Reach (mm)	Suitable for con-nection to SWS	Capable of being pa-rameterised by SSC	With VITUS BEFV	Contact-free	Self-closing electronic	Self-closing mechanical	Mixed water	Thermostat	Stagnation / hygienic flush	Manual thermal disinfection*	Electronic thermal disinfection	Battery operation	
VITUS VW-E-T															**Page**
	01 625 06 99	210	●	●		●	●			●	●	retro-fit		●	114
	01 635 06 99	270	●	●		●	●			●	●	retro-fit		●	114
	01 645 06 99	330	●	●		●	●			●	●	retro-fit		●	114
	01 655 06 99	210	●	●		●	●			●	●	●*		●	114
	01 663 06 99	270	●	●		●	●			●	●	●*		●	114
	01 695 06 99	330	●	●		●	●			●	●	●*		●	114
VITUS VW-E-T, inkl. BE-FV															**Page**
	00 236 06 99	210	●	●	●	●	●			●	●		retro-fit	●	115
	00 237 06 99	270	●	●	●	●	●			●	●		retro-fit	●	115
	00 238 06 99	330	●	●	●	●	●			●	●		retro-fit	●	115
	00 239 06 99	210	●	●	●	●	●			●	●		●	●	115
	00 240 06 99	270	●	●	●	●	●			●	●		●	●	115
	00 241 06 99	330	●	●	●	●	●			●	●		●	●	115
VITUS VW-C-T, inkl. BE-FV															**Page**
	00 208 06 99	210	●	●	●		●			●	●		retro-fit	●	117
	00 209 06 99	270	●	●	●		●			●	●		retro-fit	●	117
	00 210 06 99	330	●	●	●		●			●	●		retro-fit	●	117
	00 211 06 99	210	●	●	●		●			●	●		●	●	117
	00 212 06 99	270	●	●	●		●			●	●		●	●	117
	00 213 06 99	330	●	●	●		●			●	●		●	●	117

* Manual thermal disinfection with socket wrench (included in scope of delivery) is possible.

Ordering information:
Please observe that for each exposed wash basin fitting, the corresponding with recommended associated / required item must also be ordered.

			Functional features											
			Function						Tempera-ture		Hygiene			
		Reach (mm)	Suitable for con-nection to SWS	Capable of being pa-rameterised by SSC	Open / Close	Single-lever	Self-closing electronic	Self-closing mechanical	Mixed water	Thermostat	Stagnation / hygienic flush	Manual thermal disinfection*	Battery operation	
VITUS VW-C-T														**Page**
	01 624 06 99	210	●	●			●			●	●	retro-fit	●	116
	01 634 06 99	270	●	●			●			●	●	retro-fit	●	116
	01 644 06 99	330	●	●			●			●	●	retro-fit	●	116
	01 654 06 99	210	●	●			●			●	●	●*	●	116
	01 662 06 99	270	●	●			●			●	●	●*	●	116
	01 694 06 99	330	●	●			●			●	●	●*	●	116
VITUS VW-SC-T														**Page**
	01 620 06 99	210						●		●		retro-fit		118
	01 630 06 99	270						●		●		retro-fit		118
	01 640 06 99	330						●		●		retro-fit		118
	01 650 06 99	210						●		●		●*		118
	01 658 06 99	270						●		●		●*		118
	01 690 06 99	330						●		●		●*		118
VITUS VW-SC-M														**Page**
	01 621 06 99	210						●	●			retro-fit		119
	01 631 06 99	270						●	●			retro-fit		119
	01 641 06 99	330						●	●			retro-fit		119
	01 651 06 99	210						●	●			●*		119
	01 659 06 99	270						●	●			●*		119
	01 691 06 99	330						●	●			●*		119
VITUS VW-Auf/Zu-T														**Page**
	01 622 06 99	210			●					●		retro-fit		120
	01 632 06 99	270			●					●		retro-fit		120
	01 642 06 99	330			●					●		retro-fit		120
	01 652 06 99	210			●					●		●*		120
	01 660 06 99	270			●					●		●*		120
	01 692 06 99	330			●					●		●*		120
VITUS VW-EH-M														**Page**
	01 623 06 99	210				●			●			retro-fit		121
	01 633 06 99	270				●			●			retro-fit		121
	01 643 06 99	330				●			●			retro-fit		121
	01 653 06 99	210				●			●			●*		121
	01 661 06 99	270				●			●			●*		121
	01 693 06 99	330				●			●			●*		121

* Manual thermal disinfection with socket wrench (included in scope of delivery) is possible.

			Functional features												
			Function					Temperature			Hygiene				
		Reach (mm)	Suitable for connection to SWS	Capable of being parameterised by SSC	Open / Close	Single-lever	Self-closing electronic	Cold water / premixed water	Mixed water	Thermostat	Stagnation / hygienic flush	Manual thermal disinfection*	Electronic thermal disinfection	Battery operation	
VITUS VW-AH-T															**Page**
	01 627 06 99	210			●	●				●					122
	01 637 06 99	270			●	●				●					122
	01 647 06 99	330			●	●				●					122
	01 657 06 99	210			●	●				●		●*			122
	01 665 06 99	270			●	●				●		●*			122
	01 697 06 99	330			●	●				●		●*			122
VITUS VW-AH-M															**Page**
	01 626 06 99	210			●	●			●						123
	01 636 06 99	270			●	●			●						123
	01 646 06 99	330			●	●			●						123
	01 656 06 99	210			●	●			●			●*			123
	01 664 06 99	270			●	●			●			●*			123
	01 696 06 99	330			●	●			●			●*			123

* Manual thermal disinfection with socket wrench (included in scope of delivery) is possible.

WALIS E															**Page**
	01 950 06 99	130	●	●			●	●			●		●	●	124
	01 951 06 99	190	●	●			●	●			●		●	●	124
	01 952 06 99	250	●	●			●	●			●		●	●	124

		Functional features													
		Function						Temperature			Hygiene	Material			
		Geeignet zur Vernetzung mit SWS	Parametrierbar über SSC	Berührungsfrei	Einhebel	Selbstschluss elektronisch	Selbstschluss mechanisch	Kaltwasser / vorg. Wasser	Mischwasser	Mischwasser (Niederdruck)	Stagnations- / Hygienespülung	Brass, conform to German drinking water regulations	Brass, DZR	Battery operation	
MODUS E															**Page**
	01 953 06 99			●		●		●			●	●		●	126
	01 954 06 99			●		●		●			●	●		●	126
	01 955 06 99			●		●		●			●		●	●	126

		Functional features							
		Function			Temperature			Hygiene	
		Open / Close	Single-lever	Self-closing mechanical	Cold water / premixed water	Mixed water	Thermostat	Thermal disinfection *	
PETIT SC									**Page**
	02 136 06 99			•	•				127
	02 147 06 99			•	•				127

Ordering information:
Please observe that for each exposed wash basin fitting, the corresponding with recommended associated / required item must also be ordered.

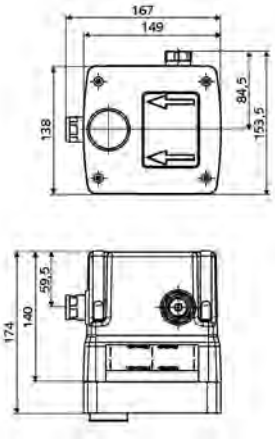

Product description	Article number

Concealed Masterbox WBW-E-V

Cold water/pre-mixed water

For LINUS W-E-V concealed wash basin taps. Electronic actuation. With sealed housing bushings and internal isolating valve.

Scope of delivery
- Masterbox
  - Roughing-in housing
  - Concealed wash basin tap with isolating valve
  - 6 V solenoid valve
  - Pre-filter
  - Backflow preventer (EN 1717: EB-type)
  - Mount for wall outlet
- Flushing nozzle
- Flush-mounted cap

Technical data
- Flow at 3 bar: 15 l/min
- Flow pressure: 1.0 - 5.0 bar
- Max. Resting pressure: 8 bar
- Max. operating temperature: 70 °C (80 °C for thermal disinfection)
- Material: Housing Plastic; Waterpath Dezincification-resistant brass, conform to German drinking water regulations
- Dimensions: w 149 mm x h 138 mm x d 140 mm
- Installation depth: 100 - 124 mm
- Connection: G 1/2 IG
- Certificates: Belgaqua

PU: 1, W: 1,98 kg/Piece **01 947 00 99**

Necessary associated articles
- Concealed wash basin tap LINUS W-E-V 01 937 06 99 Page 107 or
- Concealed wash basin tap LINUS W-E-V 01 938 06 99 Page 107 or
- Concealed wash basin tap LINUS W-E-V 01 939 06 99 Page 107 or
- Concealed wash basin tap LINUS W-E-V 01 937 28 99 Page 107 or
- Concealed wash basin tap LINUS W-E-V 01 938 28 99 Page 107 or
- Concealed wash basin tap LINUS W-E-V 01 939 28 99 Page 107 or
- Concealed wash basin tap LINUS W-E-V 01 940 06 99 Page 108 or
- Concealed wash basin tap LINUS W-E-V 01 941 06 99 Page 108 or
- Concealed wash basin tap LINUS W-E-V 01 942 06 99 Page 108 or
- Concealed wash basin tap LINUS W-E-V 01 940 28 99 Page 108 or
- Concealed wash basin tap LINUS W-E-V 01 941 28 99 Page 108 or
- Concealed wash basin tap LINUS W-E-V 01 942 28 99 Page 108 or
- Concealed wash basin tap LINUS W-E-V 01 943 06 99 Page 109 or
- Concealed wash basin tap LINUS W-E-V 01 944 06 99 Page 109 or
- Concealed wash basin tap LINUS W-E-V 01 945 06 99 Page 109 or
- Concealed wash basin tap LINUS W-E-V 01 943 28 99 Page 109 or
- Concealed wash basin tap LINUS W-E-V 01 944 28 99 Page 109 or
- Concealed wash basin tap LINUS W-E-V 01 945 28 99 Page 109

For building sealing according to DIN 18534
- Expansion sleeve 00 919 00 99 Page 106, 110, 143, 144, 151, 152

Recommended associated articles
- MONTUS wash basin mounting module 03 088 00 99 Page 277

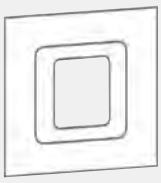

Expansion sleeve

For building sealing of SCHELL masterboxes according to DIN 18534.

Scope of delivery
- Expansion sleeve
- Adhesive tape

Technical data
- Dimensions: w 267 mm x h 280 mm

PU: 1, W: 0,11 kg/Piece **00 919 00 99**

In connection with
- Concealed Masterbox WBW-E-V 01 947 00 99 Page 106 or
- Concealed Masterbox WBW-E-M 01 946 00 99 Page 110 or
- Concealed Masterbox WBD-E-M 01 904 00 99 Page 143 or
- Concealed Masterbox WBD-E-V 01 822 00 99 Page 144 or
- Concealed Masterbox WBD-SC-M 01 867 00 99 Page 151 or
- Concealed Masterbox WBD-SC-V 01 827 00 99 Page 152

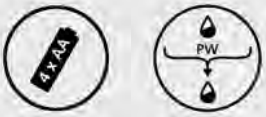

SWS

SSC

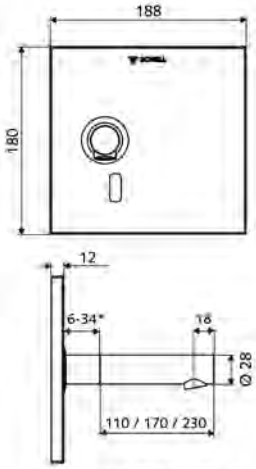

* Depending on the SCHELL concealed Masterbox

Finishing set for concealed Masterbox 01 947 00 99

***Discontinued item, available while stocks last.**

Product description	Article number

Concealed wash basin tap LINUS W-E-V

Cold water/pre-mixed water

For WBW-E-V concealed masterbox. Infrared sensor-controlled. Battery operation. Suitable for net-working with the SCHELL SWS water management system. Configurable via SCHELL Single Control SSC.

Scope of delivery

- Front panel with infrared sensor window
- Mounting frame with infrared sensor electronics, programmable
- 6 V battery compartment, protection class IP65
- 4x AA alkaline battery 1.5 V
- Wall outlet with flow regulator (theft-safe)
- Fastening material

Technical data

- Setting options via SWS SSC
  - Sensor range (short/medium/long)
  - Programming via short range reflex (off/on)
  - Max. flow time (1-360 s)
  - Follow-up time (0.6-60 s)
  - Stagnation flush (off/5-600 s, every 1-240 h after last flush/every 1-240 h)
  - Continuous flush for thermal disinfection, with anti-scalding protection (off/15-600 s)
  - Duration of flow (off/15-600 s)
  - Energy saving mode (off/1-254 h after last flush)
  - Cleaning stop (off/60-360 s)
- Setting options via short range reflex
  - Sensor range (short/medium/long)
  - Stagnation flush (off/30 s, every 24 h after last flush/every 24 h)
  - Continuous flush for thermal disinfection, with anti-scalding protection (off/300 s/120 s)
  - Cleaning stop (off/60 s)
- Flow: max. 5 l/min pressure independent
- Flow pressure: 1.0 - 5.0 bar
- Max. Resting pressure: 8 bar
- Max. operating temperature: 70 °C (80 °C for thermal disinfection)
- Material: Outlet Brass, conform to German drinking water regulations
- Surface: Outlet Chrome
- Dimensions front plate: w 188 mm x h 180 mm x d 12 mm

Material: Front panel Brass, Surface: Front panel Chrome, Outlet: L 110 mm PU: 1, W: 1,66 kg/Piece	**01 937 06 99***
Material: Front panel Brass, Surface: Front panel Chrome, Outlet: L 170 mm PU: 1, W: 1,84 kg/Piece	**01 938 06 99**
Material: Front panel Brass, Surface: Front panel Chrome, Outlet: L 230 mm PU: 1, W: 2,01 kg/Piece	**01 939 06 99**
Material: Front panel Stainless steel, Surface: Front panel Brushed stainless steel, Outlet: L 110 mm PU: 1, W: 1,61 kg/Piece	**01 937 28 99***
Material: Front panel Stainless steel, Surface: Front panel Brushed stainless steel, Outlet: L 170 mm PU: 1, W: 1,77 kg/Piece	**01 938 28 99**
Material: Front panel Stainless steel, Surface: Front panel Brushed stainless steel, Outlet: L 230 mm PU: 1, W: 1,96 kg/Piece	**01 939 28 99**

Necessary associated articles

- Concealed Masterbox WBW-E-V 01 947 00 99 Page 106

Recommended associated articles

- SSC Bluetooth® module 00 916 00 99 Page 36, 75, 129, 184, 203, 253

SWS

SSC

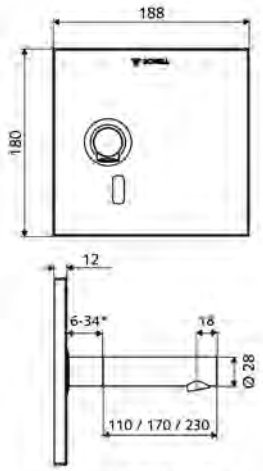

* Depending on the SCHELL concealed Masterbox

Finishing set for concealed Masterbox 01 947 00 99

*Discontinued item, available while stocks last.

Product description	Article number

Concealed wash basin tap LINUS W-E-V
Cold water/pre-mixed water

For WBW-E-V concealed masterbox. Infrared sensor-controlled. Mains operation. Suitable for net-working with the SCHELL SWS water management system. Configurable via SCHELL Single Control SSC.

Scope of delivery
- Front panel with infrared sensor window
- Mounting frame with infrared sensor electronics, programmable
- Concealed transformer 9 VDC, 100-240 VAC, 50-60 Hz
- Wall outlet with flow regulator (theft-safe)
- Fastening material

Technical data
- Setting options via SWS SSC
  - Sensor range (short/medium/long)
  - Programming via short range reflex (off/on)
  - Max. flow time (1-360 s)
  - Follow-up time (0.6-60 s)
  - Stagnation flush (off/5-600 s, every 1-240 h after last flush/every 1-240 h)
  - Continuous flush for thermal disinfection, with anti-scalding protection (off/15-600 s)
  - Duration of flow (off/15-600 s)
  - Energy saving mode (off/1-254 h after last flush)
  - Cleaning stop (off/60-360 s)
- Setting options via short range reflex
  - Sensor range (short/medium/long)
  - Stagnation flush (off/30 s, every 24 h after last flush/every 24 h)
  - Continuous flush for thermal disinfection, with anti-scalding protection (off/300 s/120 s)
  - Cleaning stop (off/60 s)
- Flow: max. 5 l/min pressure independent
- Flow pressure: 1.0 - 5.0 bar
- Max. Resting pressure: 8 bar
- Max. operating temperature: 70 °C (80 °C for thermal disinfection)
- Material: Outlet Brass, conform to German drinking water regulations
- Surface: Outlet Chrome
- Dimensions front plate: w 188 mm x h 180 mm x d 12 mm

Material: Front panel Brass, Surface: Front panel Chrome, Outlet: L 110 mm **PU: 1, W: 1,65 kg/Piece**	**01 940 06 99***
Material: Front panel Brass, Surface: Front panel Chrome, Outlet: L 170 mm **PU: 1, W: 1,86 kg/Piece**	**01 941 06 99**
Material: Front panel Brass, Surface: Front panel Chrome, Outlet: L 230 mm **PU: 1, W: 2,00 kg/Piece**	**01 942 06 99**
Material: Front panel Stainless steel, Surface: Front panel Brushed stainless steel, Outlet: L 110 mm **PU: 1, W: 1,61 kg/Piece**	**01 940 28 99***
Material: Front panel Stainless steel, Surface: Front panel Brushed stainless steel, Outlet: L 170 mm **PU: 1, W: 1,78 kg/Piece**	**01 941 28 99**
Material: Front panel Stainless steel, Surface: Front panel Brushed stainless steel, Outlet: L 230 mm **PU: 1, W: 1,95 kg/Piece**	**01 942 28 99**

Necessary associated articles
- Concealed Masterbox WBW-E-V 01 947 00 99 Page 106

Recommended associated articles
- SSC Bluetooth® module 00 916 00 99 Page 36, 75, 129, 184, 203, 253

SWS

SSC

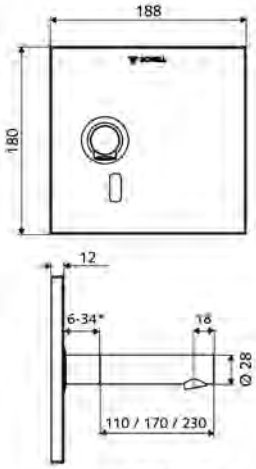

* Depending on the SCHELL concealed Masterbox

Finishing set for concealed Masterbox 01 947 00 99

***Discontinued item, available while stocks last.**

Product description	Article number

Concealed wash basin tap LINUS W-E-V

Cold water/pre-mixed water

For WBW-E-V concealed masterbox. Infrared sensor-controlled. Excluding power supply. Suitable for networking with the SCHELL SWS water management system. Configurable via SCHELL Single Control SSC. Intended for power supply via SCHELL water management system SWS or central power supply unit.

Scope of delivery
- Front panel with infrared sensor window
- Mounting frame with infrared sensor electronics, programmable
- Wall outlet with flow regulator (theft-safe)
- Fastening material

Technical data
- Setting options via SWS SSC
  - Sensor range (short/medium/long)
  - Programming via short range reflex (off/on)
  - Max. flow time (1-360 s)
  - Follow-up time (0.6-60 s)
  - Stagnation flush (off/5-600 s, every 1-240 h after last flush/every 1-240 h)
  - Continuous flush for thermal disinfection, with anti-scalding protection (off/15-600 s)
  - Duration of flow (off/15-600 s)
  - Energy saving mode (off/1-254 h after last flush)
  - Cleaning stop (off/60-360 s)
- Setting options via short range reflex
  - Sensor range (short/medium/long)
  - Stagnation flush (off/30 s, every 24 h after last flush/every 24 h)
  - Continuous flush for thermal disinfection, with anti-scalding protection (off/300 s/120 s)
  - Cleaning stop (off/60 s)
- Flow: max. 5 l/min pressure independent
- Flow pressure: 1.0 - 5.0 bar
- Max. Resting pressure: 8 bar
- Max. operating temperature: 70 °C (80 °C for thermal disinfection)
- Material: Outlet Brass, conform to German drinking water regulations
- Surface: Outlet Chrome
- Dimensions front plate: w 188 mm x h 180 mm x d 12 mm

Material: Front panel Brass, Surface: Front panel Chrome, Outlet: L 110 mm **PU: 1, W: 1,52 kg/Piece**	**01 943 06 99***
Material: Front panel Brass, Surface: Front panel Chrome, Outlet: L 170 mm **PU: 1, W: 1,68 kg/Piece**	**01 944 06 99**
Material: Front panel Brass, Surface: Front panel Chrome, Outlet: L 230 mm **PU: 1, W: 1,85 kg/Piece**	**01 945 06 99**
Material: Front panel Stainless steel, Surface: Front panel Brushed stainless steel, Outlet: L 110 mm **PU: 1, W: 1,47 kg/Piece**	**01 943 28 99***
Material: Front panel Stainless steel, Surface: Front panel Brushed stainless steel, Outlet: L 170 mm **PU: 1, W: 1,64 kg/Piece**	**01 944 28 99**
Material: Front panel Stainless steel, Surface: Front panel Brushed stainless steel, Outlet: L 230 mm **PU: 1, W: 1,81 kg/Piece**	**01 945 28 99**

Necessary associated articles
- Concealed Masterbox WBW-E-V 01 947 00 99 Page 106
- SWS Server 00 500 00 99 Page 18
- SWS Bus mains adapter 00 505 00 99 Page 19
- SWS Bus extender cable BE-K 00 501 00 99 Page 20

Recommended associated articles

Optional power supply via collective mains adapter
- Concealed power supply unit 9 VDC, 100 - 240 VAC, 50 - 60 Hz 01 315 00 99 Page 136, 148, 180, 210, 234
- Top-hat rail transformer 9 VDC, 100 - 240 VAC, 50 - 60 Hz 01 582 00 99 Page 136, 148, 180, 210, 234
- Electrical junction box 9 VDC, 100 - 240 VAC, 50 - 60 Hz 01 583 00 99 Page 137, 148, 180, 211, 234

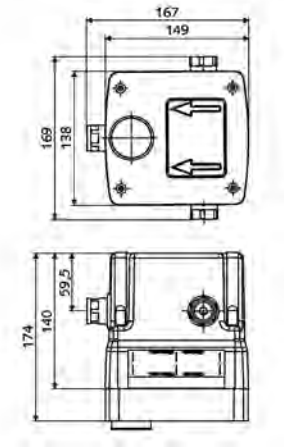

BELGAQUA

Product description	Article number

Concealed Masterbox WBW-E-M
Mixed water

For LINUS W-E-M concealed wash basin taps. Electronic actuation. With sealed housing bushings and internal isolating valve.

Scope of delivery
- Masterbox
  - Roughing-in housing
  - Concealed wash basin tap with 2 isolating valves
  - 6 V solenoid valve
  - Mixing cartridge
  - 2 pre-filters
  - 2 backflow preventers (EN 1717: EB-type)
  - Mount for wall outlet
- Flushing nozzle
- Flush-mounted cap

Technical data
- Flow at 3 bar: 15 l/min
- Flow pressure: 1.0 - 5.0 bar
- Max. Resting pressure: 8 bar
- Max. operating temperature: 70 °C (80 °C for thermal disinfection)
- Material: Housing Plastic; Waterpath Dezincification-resistant brass, conform to German drinking water regulations
- Dimensions: w 149 mm x h 138 mm x d 140 mm
- Installation depth: 100 - 124 mm
- Connection: 2x G 1/2 IG
- Certificates: Belgaqua

PU: 1, W: 2,30 kg/Piece **01 946 00 99**

Necessary associated articles
- Concealed wash basin tap LINUS W-E-M 01 928 06 99 Page 111 or
- Concealed wash basin tap LINUS W-E-M 01 929 06 99 Page 111 or
- Concealed wash basin tap LINUS W-E-M 01 930 06 99 Page 111 or
- Concealed wash basin tap LINUS W-E-M 01 928 28 99 Page 111 or
- Concealed wash basin tap LINUS W-E-M 01 929 28 99 Page 111 or
- Concealed wash basin tap LINUS W-E-M 01 930 28 99 Page 111 or
- Concealed wash basin tap LINUS W-E-M 01 931 06 99 Page 112 or
- Concealed wash basin tap LINUS W-E-M 01 932 06 99 Page 112 or
- Concealed wash basin tap LINUS W-E-M 01 933 06 99 Page 112 or
- Concealed wash basin tap LINUS W-E-M 01 931 28 99 Page 112 or
- Concealed wash basin tap LINUS W-E-M 01 932 28 99 Page 112 or
- Concealed wash basin tap LINUS W-E-M 01 933 28 99 Page 112 or
- Concealed wash basin tap LINUS W-E-M 01 934 06 99 Page 113 or
- Concealed wash basin tap LINUS W-E-M 01 935 06 99 Page 113 or
- Concealed wash basin tap LINUS W-E-M 01 936 06 99 Page 113 or
- Concealed wash basin tap LINUS W-E-M 01 934 28 99 Page 113 or
- Concealed wash basin tap LINUS W-E-M 01 935 28 99 Page 113 or
- Concealed wash basin tap LINUS W-E-M 01 936 28 99 Page 113

For building sealing according to DIN 18534
- Expansion sleeve 00 919 00 99 Page 106, 110, 143, 144, 151, 152

Recommended associated articles
- MONTUS wash basin mounting module 03 088 00 99 Page 277

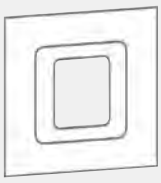

Expansion sleeve

For building sealing of SCHELL masterboxes according to DIN 18534.

Scope of delivery
- Expansion sleeve
- Adhesive tape

Technical data
- Dimensions: w 267 mm x h 280 mm

PU: 1, W: 0,11 kg/Piece **00 919 00 99** 190

In connection with
- Concealed Masterbox WBW-E-V 01 947 00 99 Page 106 or
- Concealed Masterbox WBW-E-M 01 946 00 99 Page 110 or
- Concealed Masterbox WBD-E-M 01 904 00 99 Page 143 or
- Concealed Masterbox WBD-E-V 01 822 00 99 Page 144 or
- Concealed Masterbox WBD-SC-M 01 867 00 99 Page 151 or
- Concealed Masterbox WBD-SC-V 01 827 00 99 Page 152

SWS

SSC

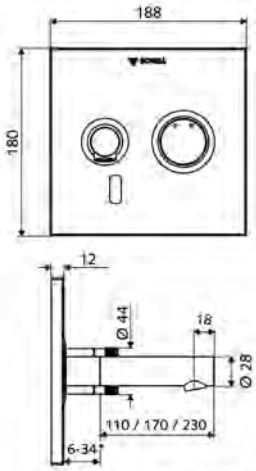

* Depending on the SCHELL concealed Masterbox

Finishing set for concealed Masterbox 01 946 00 99

***Discontinued item, available while stocks last.**

Product description	Article number

Concealed wash basin tap LINUS W-E-M
Mixed water

For WBW-E-M concealed masterbox. Infrared sensor-controlled. Battery operation. Suitable for networking with the SCHELL SWS water management system. Configurable via SCHELL Single Control SSC.

Scope of delivery
- Front panel with infrared sensor window
  - Mixed water operating button with push sleeve
- Mounting frame with infrared sensor electronics, programmable
- 6 V battery compartment, protection class IP65
- Fastening material

Technical data
- Setting options via SWS SSC
  - Sensor range (short/medium/long)
  - Programming via short range reflex (off/on)
  - Max. flow time (1-360 s)
  - Follow-up time (0.6-60 s)
  - Stagnation flush (off/5-600 s, every 1-240 h after last flush/every 1-240 h)
  - Continuous flush for thermal disinfection, with anti-scalding protection (off/15-600 s)
  - Duration of flow (off/15-600 s)
  - Energy saving mode (off/1-254 h after last flush)
  - Cleaning stop (off/60-360 s)
- Setting options via short range reflex
  - Sensor range (short/medium/long)
  - Stagnation flush (off/30 s, every 24 h after last flush/every 24 h)
  - Continuous flush for thermal disinfection, with anti-scalding protection (off/300 s/120 s)
  - Cleaning stop (off/60 s)
- Flow: max. 5 l/min pressure independent
- Flow pressure: 1.0 - 5.0 bar
- Max. Resting pressure: 8 bar
- Max. operating temperature: 70 °C (80 °C for thermal disinfection)
- Material: Outlet Brass, conform to German drinking water regulations; Actuation Brass
- Surface: Outlet Chrome; Actuation Chrome
- Dimensions front plate: w 188 mm x h 180 mm x d 12 mm

Material: Front panel Brass, Surface: Front panel Chrome, Outlet: L 110 mm PU: 1, W: 1,77 kg/Piece	**01 928 06 99***
Material: Front panel Brass, Surface: Front panel Chrome, Outlet: L 170 mm PU: 1, W: 2,02 kg/Piece	**01 929 06 99**
Material: Front panel Brass, Surface: Front panel Chrome, Outlet: L 230 mm PU: 1, W: 2,19 kg/Piece	**01 930 06 99**
Material: Front panel Stainless steel, Surface: Front panel Brushed stainless steel, Outlet: L 110 mm PU: 1, W: 1,80 kg/Piece	**01 928 28 99***
Material: Front panel Stainless steel, Surface: Front panel Brushed stainless steel, Outlet: L 170 mm PU: 1, W: 1,83 kg/Piece	**01 929 28 99**
Material: Front panel Stainless steel, Surface: Front panel Brushed stainless steel, Outlet: L 230 mm PU: 1, W: 2,14 kg/Piece	**01 930 28 99**

Necessary associated articles
- Concealed Masterbox WBW-E-M 01 946 00 99 Page 110

Recommended associated articles
- SSC Bluetooth® module 00 916 00 99 Page 36, 75, 129, 184, 203, 253

SWS

SSC

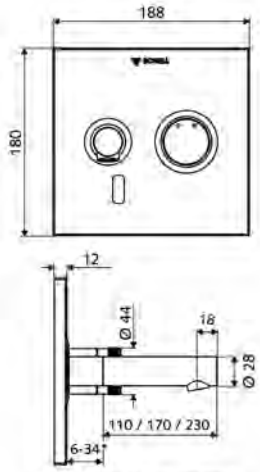

* Depending on the SCHELL concealed Masterbox

Finishing set for concealed Masterbox 01 946 00 99

***Discontinued item, available while stocks last.**

Product description	Article number

Concealed wash basin tap LINUS W-E-M

Mixed water

For WBW-E-M concealed masterbox. Infrared sensor-controlled. Mains operation. Suitable for networking with the SCHELL SWS water management system. Configurable via SCHELL Single Control SSC.

Scope of delivery

- Front panel with infrared sensor window
  - Mixed water operating button with push sleeve
- Mounting frame with infrared sensor electronics, programmable
- Concealed transformer 9 VDC, 100-240 VAC, 50-60 Hz
- Wall outlet with flow regulator (theft-safe)
- Fastening material

Technical data

- Setting options via SWS SSC
  - Sensor range (short/medium/long)
  - Programming via short range reflex (off/on)
  - Max. flow time (1-360 s)
  - Follow-up time (0.6-60 s)
  - Stagnation flush (off/5-600 s, every 1-240 h after last flush/every 1-240 h)
  - Continuous flush for thermal disinfection, with anti-scalding protection (off/15-600 s)
  - Duration of flow (off/15-600 s)
  - Energy saving mode (off/1-254 h after last flush)
  - Cleaning stop (off/60-360 s)
- Setting options via short range reflex
  - Sensor range (short/medium/long)
  - Stagnation flush (off/30 s, every 24 h after last flush/every 24 h)
  - Continuous flush for thermal disinfection, with anti-scalding protection (off/300 s/120 s)
  - Cleaning stop (off/60 s)
- Flow: max. 5 l/min pressure independent
- Flow pressure: 1.0 - 5.0 bar
- Max. Resting pressure: 8 bar
- Max. operating temperature: 70 °C (80 °C for thermal disinfection)
- Material: Outlet Brass, conform to German drinking water regulations; Actuation Brass
- Surface: Outlet Chrome; Actuation Chrome
- Dimensions front plate: w 188 mm x h 180 mm x d 12 mm

Material: Front panel Brass, Surface: Front panel Chrome, Outlet: L 170 mm PU: 1, W: 2,07 kg/Piece	**01 931 06 99***
Material: Front panel Brass, Surface: Front panel Chrome, Outlet: L 170 mm PU: 1, W: 2,03 kg/Piece	**01 932 06 99**
Material: Front panel Brass, Surface: Front panel Chrome, Outlet: L 230 mm PU: 1, W: 2,24 kg/Piece	**01 933 06 99**
Material: Front panel Stainless steel, Surface: Front panel Brushed stainless steel, Outlet: L 230 mm PU: 1, W: 1,83 kg/Piece	**01 931 28 99***
Material: Front panel Stainless steel, Surface: Front panel Brushed stainless steel, Outlet: L 170 mm PU: 1, W: 1,97 kg/Piece	**01 932 28 99**
Material: Front panel Stainless steel, Surface: Front panel Brushed stainless steel, Outlet: L 230 mm PU: 1, W: 2,20 kg/Piece	**01 933 28 99**

Necessary associated articles

- Concealed Masterbox WBW-E-M 01 946 00 99 Page 110

Recommended associated articles

- SSC Bluetooth® module 00 916 00 99 Page 36, 75, 129, 184, 203, 253

SWS

SSC

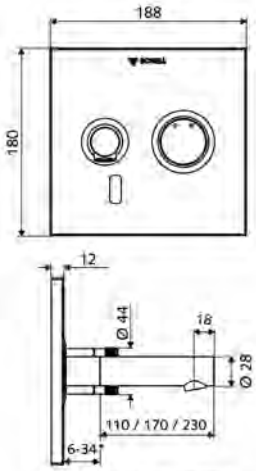

* Depending on the SCHELL concealed Masterbox

Finishing set for concealed Masterbox 01 946 00 99

***Discontinued item, available while stocks last.**

Product description	Article number

Concealed wash basin tap LINUS W-E-M
Mixed water

For WBW-E-M concealed masterbox. Infrared sensor-controlled. Excluding power supply. Suitable for networking with the SCHELL SWS water management system. Configurable via SCHELL Single Control SSC. Intended for power supply via SCHELL water management system SWS or central power supply unit.

Scope of delivery
- Front panel with infrared sensor window
  - Mixed water operating button with push sleeve
- Mounting frame with infrared sensor electronics, programmable
- Wall outlet with flow regulator (theft-safe)
- Fastening material

Technical data
- Setting options via SWS SSC
  - Sensor range (short/medium/long)
  - Programming via short range reflex (off/on)
  - Max. flow time (1-360 s)
  - Follow-up time (0.6-60 s)
  - Stagnation flush (off/5-600 s, every 1-240 h after last flush/every 1-240 h)
  - Continuous flush for thermal disinfection, with anti-scalding protection (off/15-600 s)
  - Duration of flow (off/15-600 s)
  - Energy saving mode (off/1-254 h after last flush)
  - Cleaning stop (off/60-360 s)
- Setting options via short range reflex
  - Sensor range (short/medium/long)
  - Stagnation flush (off/30 s, every 24 h after last flush/every 24 h)
  - Continuous flush for thermal disinfection, with anti-scalding protection (off/300 s/120 s)
  - Cleaning stop (off/60 s)
- Flow: max. 5 l/min pressure independent
- Flow pressure: 1.0 - 5.0 bar
- Max. Resting pressure: 8 bar
- Max. operating temperature: 70 °C (80 °C for thermal disinfection)
- Material: Outlet Brass, conform to German drinking water regulations; Actuation Brass
- Surface: Outlet Chrome; Actuation Chrome
- Dimensions front plate: w 188 mm x h 180 mm x d 12 mm

Material: Front panel Brass, Surface: Front panel Chrome, Outlet: L 110 mm **PU: 1, W: 1,70 kg/Piece**	**01 934 06 99***
Material: Front panel Brass, Surface: Front panel Chrome, Outlet: L 170 mm **PU: 1, W: 1,87 kg/Piece**	**01 935 06 99**
Material: Front panel Brass, Surface: Front panel Chrome, Outlet: L 230 mm **PU: 1, W: 2,05 kg/Piece**	**01 936 06 99**
Material: Front panel Stainless steel, Surface: Front panel Brushed stainless steel, Outlet: L 110 mm **PU: 1, W: 1,67 kg/Piece**	**01 934 28 99***
Material: Front panel Stainless steel, Surface: Front panel Brushed stainless steel, Outlet: L 170 mm **PU: 1, W: 1,83 kg/Piece**	**01 935 28 99**
Material: Front panel Stainless steel, Surface: Front panel Brushed stainless steel, Outlet: L 230 mm **PU: 1, W: 2,02 kg/Piece**	**01 936 28 99**

Necessary associated articles
- Concealed Masterbox WBW-E-M 01 946 00 99 Page 110
- SWS Server 00 500 00 99 Page 18
- SWS Bus mains adapter 00 505 00 99 Page 19
- SWS Bus extender cable BE-K 00 501 00 99 Page 20

Recommended associated articles

Optional power supply via collective mains adapter
- Concealed power supply unit 9 VDC, 100 - 240 VAC, 50 - 60 Hz 01 315 00 99 Page 136, 148, 180, 210, 234
- Top-hat rail transformer 9 VDC, 100 - 240 VAC, 50 - 60 Hz 01 582 00 99 Page 136, 148, 180, 210, 234
- Electrical junction box 9 VDC, 100 - 240 VAC, 50 - 60 Hz 01 583 00 99 Page 137, 148, 180, 211, 234

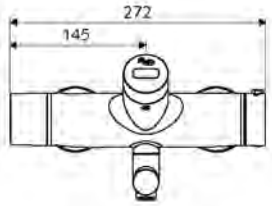

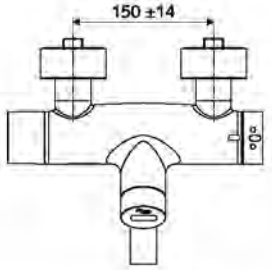

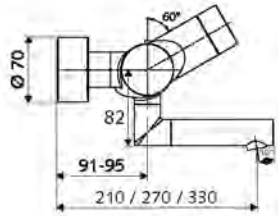

single-lever	☐
90° Open/Close	☐
self-closing	☐
infrared sensor electronic	☑
clinic arm-lever	☐
mixed water	☐
thermostat	☑
stagnation flush	☑
*thermal disinfection	☑

SWS
SSC

BELGAQUA

***Discontinued item, available while stocks last.**

Product description	Article number

Exposed wash basin tap VITUS VW-E-T
Mixed water, thermostat

Infrared sensor-controlled. Battery operation. Suitable for networking with the SCHELL SWS water management system. Configurable via SCHELL Single Control SSC.

Scope of delivery
- Infrared sensor exposed wash basin tap
  - ThermoProtect thermostat, conform to EN 1111, unlockable/lockable temperature lock at 38 °C, anti-scalding protection if cold water supply fails
  - Infrared sensor electronics, programmable
  - 6 V solenoid valve with pre-filter
  - 2 backflow preventers (EN 1717: EB-type)
  - Pivoting outlet (lockable) with flow regulator
  - 6 V battery compartment (integrated)
- 2 S-connections and rosettes (depth-adjustable)

Technical data
- Setting options via SWS SSC
  - Programming via short range reflex (off/on)
  - Max. flow time (1-600 s)
  - Stagnation flush (off/5-600 s, every 1-240 h after last flush/every 1-240 h)
  - Continuous flush for thermal disinfection (off/15-600 s)
  - Duration of flow (off/15-600 s)
  - Energy saving mode (off/1-254 h after last flush)
  - Cleaning stop (off/60-360 s)
- Setting options via short range reflex
  - Max. flow time (4-240 s, 12 program stages)
  - Stagnation flush (off/30 s, every 24 h after last flush/every 24 h)
  - Cleaning stop (off/60 s)
- Flow: max. 5 l/min pressure independent
- Flow pressure: 1.0 - 5.0 bar
- Max. Resting pressure: 8 bar
- Max. operating temperature: 70 °C (80 °C for thermal disinfection)
- Material: Outlet Brass, conform to German drinking water regulations; Housing Brass, conform to German drinking water regulations
- Surface: Chrome
- Connection: 2x DN 15 G 1/2 AG

Projection to centre of aerator: 210 mm, Certificates: PA-IX 38235/IO, Belgaqua, WRAS applied, Noise class: I, Flow class: O PU: 1, W: 5,08 kg/Piece	**01 625 06 99**
Projection to centre of aerator: 270 mm, Certificates: PA-IX 38235/IO, Belgaqua, WRAS applied, Noise class: I, Flow class: O PU: 1, W: 5,24 kg/Piece	**01 635 06 99**
Projection to centre of aerator: 330 mm, Certificates: Belgaqua PU: 1, W: 5,37 kg/Piece	**01 645 06 99***
With Valve (mechanical) for thermal disinfection (according to DVGW worksheet W 551) Projection to centre of aerator: 210 mm, Certificates: PA-IX 38235/IO, Belgaqua, WRAS applied, Noise class: I, Flow class: O PU: 1, W: 5,08 kg/Piece	**01 655 06 99**
With Valve (mechanical) for thermal disinfection (according to DVGW worksheet W 551) Projection to centre of aerator: 270 mm, Certificates: PA-IX 38235/IO, Belgaqua, WRAS applied, Noise class: I, Flow class: O PU: 1, W: 5,25 kg/Piece	**01 663 06 99**
With Valve (mechanical) for thermal disinfection (according to DVGW worksheet W 551) Projection to centre of aerator: 330 mm, Certificates: Belgaqua PU: 1, W: 5,37 kg/Piece	**01 695 06 99**

Recommended associated articles
- S-connecting with isolating valve 23 775 00 99 Page 128

For parametrisation with Single Control SSC
- SSC Bluetooth® module VITUS 00 917 00 99 Page 36 or

For networking with SWS water management system
- SWS Server 00 500 00 99 Page 18
- SWS Bus extender wireless BE-F VITUS 00 507 00 99 Page 32

For thermal disinfection only with 01 625 06 99; 01 635 06 99; 01 645 06 99
- Solenoid valve thermal disinfection SWS VITUS 01 442 00 99 Page 32

- single-lever ☐
- 90° Open/Close ☐
- self-closing ☐
- infrared sensor electronic ☑
- clinic arm-lever ☐

- mixed water ☐
- thermostat ☑

- stagnation flush ☑
- *thermal disinfection ☑

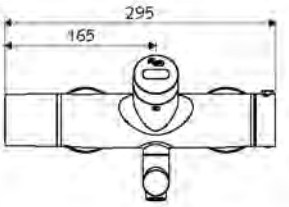

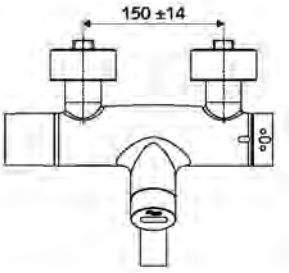

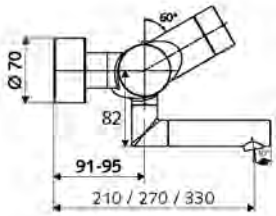

***Discontinued item, available while stocks last.**

Product description	Article number

Exposed wash basin tap VITUS VW-E-T
Mixed water, thermostat

Infrared sensor-controlled. Battery operation. With integrated SWS BE-F VITUS wireless bus extender for networking with the SWS water management system.

Scope of delivery
- Infrared sensor exposed wash basin tap
  - ThermoProtect thermostat, conform to EN 1111, unlockable/lockable temperature lock at 38 °C, anti-scalding protection if cold water supply fails
  - Infrared sensor electronics, programmable
  - 6 V solenoid valve with pre-filter
  - 2 backflow preventers (EN 1717: EB-type)
  - Pivoting outlet (lockable) with flow regulator
  - 6 V battery compartment (integrated)
- 2 S-connections and rosettes (depth-adjustable)

Technical data
- Setting options via SWS SSC
  - Programming via short range reflex (off/on)
  - Max. flow time (1-600 s)
  - Stagnation flush (off/5-600 s, every 1-240 h after last flush/every 1-240 h)
  - Continuous flush for thermal disinfection (off/15-600 s)
  - Duration of flow (off/15-600 s)
  - Energy saving mode (off/1-254 h after last flush)
  - Cleaning stop (off/60-360 s)
- Setting options via short range reflex
  - Max. flow time (4-240 s, 12 program stages)
  - Stagnation flush (off/30 s, every 24 h after last flush/every 24 h)
  - Cleaning stop (off/60 s)
- Flow: max. 5 l/min pressure independent
- Flow pressure: 1.0 - 5.0 bar
- Max. Resting pressure: 8 bar
- Max. operating temperature: 70 °C (80 °C for thermal disinfection)
- Material: Outlet Brass, conform to German drinking water regulations; Housing Brass, conform to German drinking water regulations
- Surface: Chrome
- Connection: 2x DN 15 G 1/2 AG

Projection to centre of aerator: 210 mm, Certificates: PA-IX 38235/IO, Belgaqua, Noise class: I, Flow class: O PU: 1, W: 5,18 kg/Piece	**00 236 06 99**
Projection to centre of aerator: 270 mm, Certificates: PA-IX 38235/IO, Belgaqua Noise class: I, Flow class: O PU: 1, W: 5,32 kg/Piece	**00 237 06 99**
Projection to centre of aerator: 330 mm, Certificates: Belgaqua PU: 1, W: 5,48 kg/Piece	**00 238 06 99***
With Solenoid valve 6 V automatic thermal disinfection with SWS (in accordance with DVGW worksheet W 551). Projection to centre of aerator: 210 mm, Certificates: PA-IX 38235/IO, Belgaqua Noise class: I, Flow class: O PU: 1, W: 5,10 kg/Piece	**00 239 06 99**
With Solenoid valve 6 V automatic thermal disinfection with SWS (in accordance with DVGW worksheet W 551). Projection to centre of aerator: 270 mm, Certificates: PA-IX 38235/IO, Belgaqua Noise class: I, Flow class: O PU: 1, W: 5,24 kg/Piece	**00 240 06 99**
With Solenoid valve 6 V automatic thermal disinfection with SWS (in accordance with DVGW worksheet W 551). Projection to centre of aerator: 330 mm, Certificates: Belgaqua PU: 1, W: 5,45 kg/Piece	**00 241 06 99***

Necessary associated articles
- SWS Server 00 500 00 99 Page 18

Recommended associated articles
- S-connecting with isolating valve 23 775 00 99 Page 128

Note
- Also configurable using Single Control SSC.

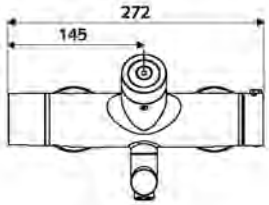

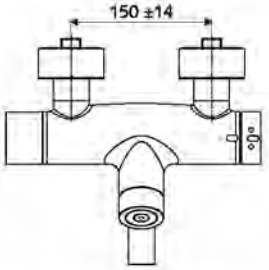

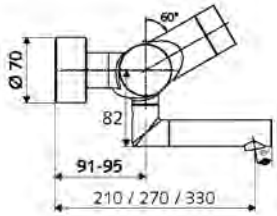

single-lever	☐
90° Open/Close	☐
self-closing	☐
CVD-Touch-electronic	☑
clinic arm-lever	☐
mixed water	☐
thermostat	☑
stagnation flush	☑
*thermal disinfection	☑

SWS
SSC

BELGAQUA

***Discontinued item, available while stocks last.**

Product description	Article number

Exposed wash basin tap VITUS VW-C-T
Mixed water, thermostat

Triggering via CVD-Touch electronics with automatic closing. Battery operation. Suitable for networking with the SCHELL SWS water management system. Configurable via SCHELL Single Control SSC.

Scope of delivery
- Electronic self-closing exposed wash basin tap
  - ThermoProtect thermostat, conform to EN 1111, unlockable/lockable temperature lock at 38 °C, anti-scalding protection if cold water supply fails
  - CVD-Touch electronics, programmable, IP65 protection against low-pressure water jets
  - 6 V solenoid valve with pre-filter
  - 2 backflow preventers (EN 1717: EB-type)
  - Pivoting outlet (lockable) with flow regulator
  - 6 V battery compartment (integrated)
- 2 S-connections and rosettes (depth-adjustable)

Technical data
- Setting options via SWS SSC
  - Actuation force (soft/medium/hard)
  - Manual programming (off/on)
  - Max. flow time (1-950 s)
  - Stagnation flush (off/1-1000 s, every 1-250 h after last flush/every 1-250 h)
  - Actuation timeout (off/1-255 s, timeout 1-2000 min)
- Setting options via manual programming
  - Max. flow time (4-120 s, 10 program stages)
  - Stagnation flush (off/20 s, every 24 h)
- Flow: max. 5 l/min pressure independent
- Flow pressure: 1.0 - 5.0 bar
- Max. Resting pressure: 8 bar
- Max. operating temperature: 70 °C (80 °C for thermal disinfection)
- Material: Outlet Brass, conform to German drinking water regulations; Housing Brass, conform to German drinking water regulations
- Surface: Chrome
- Connection: 2x DN 15 G 1/2 AG

Projection to centre of aerator: 210 mm, Certificates: PA-IX 28575/IO, Belgaqua Noise class: I, Flow class: O PU: 1, W: 4,89 kg/Piece	**01 624 06 99**
Projection to centre of aerator: 270 mm, Certificates: PA-IX 28575/IO, Belgaqua Noise class: I, Flow class: O PU: 1, W: 5,20 kg/Piece	**01 634 06 99**
Projection to centre of aerator: 330 mm, Certificates: Belgaqua PU: 1, W: 5,55 kg/Piece	**01 644 06 99***
With Valve (mechanical) for thermal disinfection (according to DVGW worksheet W 551) Projection to centre of aerator: 210 mm, Certificates: PA-IX 28575/IO, Belgaqua Noise class: I, Flow class: O PU: 1, W: 5,11 kg/Piece	**01 654 06 99**
With Valve (mechanical) for thermal disinfection (according to DVGW worksheet W 551) Projection to centre of aerator: 270 mm, Certificates: PA-IX 28575/IO, Belgaqua Noise class: I, Flow class: O PU: 1, W: 5,35 kg/Piece	**01 662 06 99**
With Valve (mechanical) for thermal disinfection (according to DVGW worksheet W 551) Projection to centre of aerator: 330 mm, Certificates: Belgaqua PU: 1, W: 5,40 kg/Piece	**01 694 06 99***

Recommended associated articles
- S-connecting with isolating valve 23 775 00 99 Page 128

For parametrisation with Single Control SSC
- SSC Bluetooth® module VITUS 00 917 00 99 Page 36

For networking with SWS water management system
- SWS Server 00 500 00 99 Page 18
- SWS Bus extender wireless BE-F VITUS 00 507 00 99 Page 32

For thermal disinfection only with 01 624 06 99; 01 634 06 99; 01 644 06 99
- Solenoid valve thermal disinfection SWS VITUS 01 442 00 99 Page 32

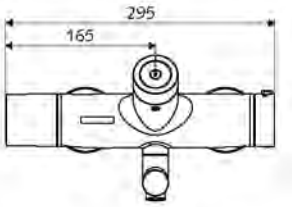

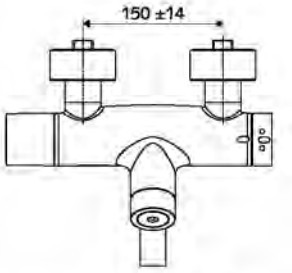

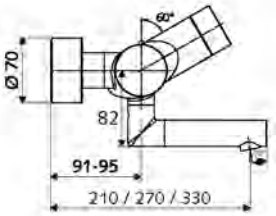

single-lever	☐
90° Open/Close	☐
self-closing	☐
CVD-Touch-electronic	☑
clinic arm-lever	☐
mixed water	☐
thermostat	☑
stagnation flush	☑
*thermal disinfection	☑

SWS
SSC

BELGAQUA

*Discontinued item, available while stocks last.

Product description	Article number

Exposed wash basin tap VITUS VW-C-T
Mixed water, thermostat

Triggering via CVD-Touch electronics with automatic closing. Battery operation. With integrated SWS BE-F VITUS wireless bus extender for networking with the SWS water management system.

Scope of delivery
- Electronic self-closing exposed wash basin tap
  - ThermoProtect thermostat, conform to EN 1111, unlockable/lockable temperature lock at 38 °C, anti-scalding protection if cold water supply fails
  - CVD-Touch electronics, programmable, IP65 protection against low-pressure water jets
  - BE-F VITUS wireless bus extender
  - 6 V solenoid valve with pre-filter
  - 2 backflow preventers (EN 1717: EB-type)
  - Pivoting outlet (lockable) with flow regulator
  - 6 V battery compartment (integrated)
- 4x AA alkaline battery 1.5 V
- 2 S-connections and rosettes (depth-adjustable)

Technical data
- Setting options via SWS SSC
  - Actuation force (soft/medium/hard)
  - Manual programming (off/on)
  - Max. flow time (1-950 s)
  - Stagnation flush (off/1-1000 s, every 1-250 h after last flush/every 1-250 h)
  - Actuation timeout (off/1-255 s, timeout 1-2000 min)
- Setting options via manual programming
  - Max. flow time (4-120 s, 10 program stages)
  - Stagnation flush (off/20 s, every 24 h)
- Flow: max. 5 l/min pressure independent
- Flow pressure: 1.0 - 5.0 bar
- Max. Resting pressure: 8 bar
- Max. operating temperature: 70 °C (80 °C for thermal disinfection)
- Material: Outlet Brass, conform to German drinking water regulations; Housing Brass, conform to German drinking water regulations
- Surface: Chrome
- Connection: 2x DN 15 G 1/2 AG

Projection to centre of aerator: 210 mm, Certificates: PA-IX 28575/IO, Belgaqua Noise class: I, Flow class: O PU: 1, W: 5,20 kg/Piece	**00 208 06 99**
Projection to centre of aerator: 270 mm, Certificates: PA-IX 28575/IO, Belgaqua Noise class: I, Flow class: O PU: 1, W: 5,39 kg/Piece	**00 209 06 99**
Projection to centre of aerator: 330 mm, Certificates: Belgaqua PU: 1, W: 5,57 kg/Piece	**00 210 06 99***
With Solenoid valve 6 V automatic thermal disinfection with SWS (in accordance with DVGW worksheet W 551). Projection to centre of aerator: 210 mm, Certificates: PA-IX 28575/IO, Belgaqua Noise class: I, Flow class: O PU: 1, W: 5,15 kg/Piece	**00 211 06 99**
With Solenoid valve 6 V automatic thermal disinfection with SWS (in accordance with DVGW worksheet W 551). Projection to centre of aerator: 270 mm, Certificates: PA-IX 28575/IO, Belgaqua Noise class: I, Flow class: O PU: 1, W: 5,32 kg/Piece	**00 212 06 99**
With Solenoid valve 6 V automatic thermal disinfection with SWS (in accordance with DVGW worksheet W 551). Projection to centre of aerator: 330 mm, Certificates: Belgaqua PU: 1, W: 5,48 kg/Piece	**00 213 06 99***

Necessary associated articles
- SWS Server 00 500 00 99 Page 18

Recommended associated articles
- S-connecting with isolating valve 23 775 00 99 Page 128

Note
- Also configurable using Single Control SSC

- single-lever ☐
- 90° Open/Close ☐
- self-closing ☑
- clinic arm-lever ☐

- mixed water ☐
- thermostat ☑

- stagnation flush ☐
- *thermal disinfection ☑

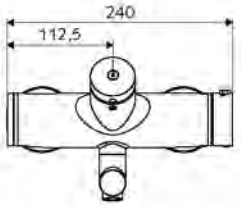

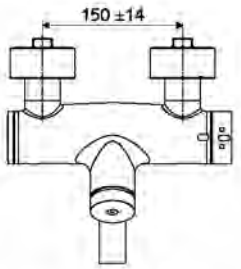

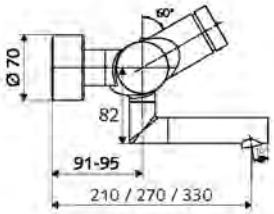

BELGAQUA

***Discontinued item, available while stocks last.**

Product description	Article number
Exposed wash basin tap VITUS VW-SC-T **Mixed water, thermostat** Manual actuation with automatic closing. Easy flow time adjustment. **Scope of delivery** • Self-closing exposed wash basin tap - SC self-closing button - ThermoProtect thermostat, conform to EN 1111, unlockable/lockable temperature lock at 38 °C, anti-scalding protection if cold water supply fails - Self-closing cartridge SC II - 2 backflow preventers (EN 1717: EB-type) - Pivoting outlet (lockable) with flow regulator • 2 S-connections and rosettes (depth-adjustable) **Technical data** • Running time: 2 - 15 s (7 s) • Flow: max. 5 l/min pressure independent • Flow pressure: 1.0 - 5.0 bar • Max. operating temperature: 70 °C (80 °C for thermal disinfection) • Material: Outlet Brass, conform to German drinking water regulations; Housing Brass, conform to German drinking water regulations • Surface: Chrome • Connection: 2x DN 15 G 1/2 AG	
Projection to centre of aerator: 210 mm, **Certificates: PA-IX 38234/IO, Belgaqua** **Noise class: I, Flow class: O** **PU: 1, W: 4,67 kg/Piece**	**01 620 06 99**
Projection to centre of aerator: 270 mm, **Certificates: PA-IX 38234/IO, Belgaqua** **Noise class: I, Flow class: O** **PU: 1, W: 5,05 kg/Piece**	**01 630 06 99**
Projection to centre of aerator: 330 mm, **Certificates: Belgaqua** **PU: 1, W: 5,22 kg/Piece**	**01 640 06 99***
With Valve (mechanical) for thermal disinfection **(according to DVGW worksheet W 551)** **Projection to centre of aerator: 210 mm,** **Certificates: PA-IX 38234/IO, Belgaqua** **Noise class: I, Flow class: O** **PU: 1, W: 4,91 kg/Piece**	**01 650 06 99**
With Valve (mechanical) for thermal disinfection **(according to DVGW worksheet W 551)** **Projection to centre of aerator: 270 mm,** **Certificates: PA-IX 38234/IO, Belgaqua** **Noise class: I, Flow class:** **PU: 1, W: 5,08 kg/Piece**	**01 658 06 99**
With Valve (mechanical) for thermal disinfection **(according to DVGW worksheet W 551)** **Projection to centre of aerator: 330 mm,** **Certificates: Belgaqua** **PU: 1, W: 5,21 kg/Piece**	**01 690 06 99***

Recommended associated articles
- S-connecting with isolating valve 23 775 00 99 Page 128

- single-lever ☐
- 90° Open/Close ☐
- self-closing ☑
- clinic arm-lever ☐

- mixed water ☑
- thermostat ☐

- stagnation flush ☐
- *thermal disinfection ☑

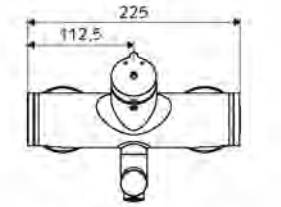

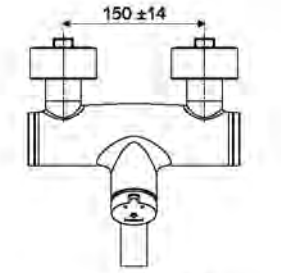

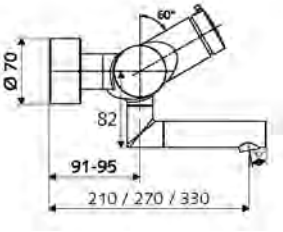

***Discontinued item, available while stocks last.**

Product description	Article number
Exposed wash basin tap VITUS VW-SC-M **Mixed water** Manual actuation with automatic closing. Easy flow time adjustment. **Scope of delivery** • Self-closing exposed wash basin tap - SC-M self-closing button - Self-closing cartridge SC II with hot water restrictor - 2 backflow preventers (EN 1717: EB-type) - Pivoting outlet (lockable) with flow regulator • 2 S-connections and rosettes (depth-adjustable) **Technical data** • Running time: 2 - 15 s (7 s) • Flow: max. 5 l/min pressure independent • Flow pressure: 1.0 - 5.0 bar • Max. operating temperature: 70 °C (80 °C for thermal disinfection) • Material: Outlet Brass, conform to German drinking water regulations; Housing Brass, conform to German drinking water regulations • Surface: Chrome • Connection: 2x DN 15 G 1/2 AG	
Projection to centre of aerator: 210 mm, **Certificates: PA-IX 38237/IO, Belgaqua** **Noise class: I, Flow class: O** **PU: 1, W: 4,52 kg/Piece**	**01 621 06 99**
Projection to centre of aerator: 270 mm, **Certificates: PA-IX 38237/IO, Belgaqua** **Noise class: I, Flow class: O** **PU: 1, W: 4,75 kg/Piece**	**01 631 06 99**
Projection to centre of aerator: 330 mm, **Certificates: Belgaqua** **PU: 1, W: 4,92 kg/Piece**	**01 641 06 99***
With Valve (mechanical) for thermal disinfection **(according to DVGW worksheet W 551)** **Projection to centre of aerator: 210 mm,** **Certificates: PA-IX 38237/IO, Belgaqua** **Noise class: I, Flow class: O** **PU: 1, W: 4,59 kg/Piece**	**01 651 06 99**
With Valve (mechanical) for thermal disinfection **(according to DVGW worksheet W 551)** **Projection to centre of aerator: 270 mm,** **Certificates: PA-IX 38237/IO, Belgaqua** **Noise class: I, Flow class: O** **PU: 1, W: 4,82 kg/Piece**	**01 659 06 99**
With Valve (mechanical) for thermal disinfection **(according to DVGW worksheet W 551)** **Projection to centre of aerator: 330 mm,** **Certificates: Belgaqua** **PU: 1, W: 4,90 kg/Piece**	**01 691 06 99***

Recommended associated articles
• S-connecting with isolating valve 23 775 00 99 Page 128

- single-lever ☐
- 90° Open/Close ☑
- self-closing ☐
- clinic arm-lever ☐

- mixed water ☐
- thermostat ☑

- stagnation flush ☐
- *thermal disinfection ☑

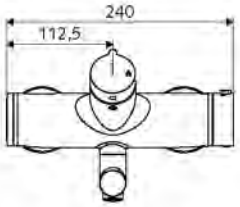

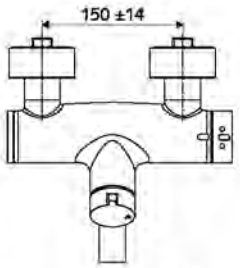

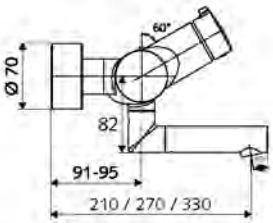

BELGAQUA

***Discontinued item, available while stocks last.**

Product description	Article number
Exposed wash basin tap VITUS VW-open/close-T **Mixed water, thermostat** Manual open/closed actuation. **Scope of delivery** • Open/closed exposed wash basin tap - Operating button open/close - ThermoProtect thermostat, conform to EN 1111, unlockable/lockable temperature lock at 38 °C, anti-scalding protection if cold water supply fails - Open/closed ceramic cartridge - 2 backflow preventers (EN 1717: EB-type) - Pivoting outlet (lockable) with flow regulator • 2 S-connections and rosettes (depth-adjustable) **Technical data** • Flow: max. 5 l/min pressure independent • Flow pressure: 1.0 - 5.0 bar • Max. operating temperature: 70 °C (80 °C for thermal disinfection) • Material: Outlet Brass, conform to German drinking water regulations; Housing Brass, conform to German drinking water regulations • Surface: Chrome • Connection: 2x DN 15 G 1/2 AG	
Projection to centre of aerator: 210 mm, **Certificates: PA-IX 38236/IO, Belgaqua** **Noise class: I, Flow class: O** **PU: 1, W: 5,00 kg/Piece**	**01 622 06 99**
Projection to centre of aerator: 270 mm, **Certificates: PA-IX 38236/IO, Belgaqua** **Noise class: I, Flow class: O** **PU: 1, W: 5,16 kg/Piece**	**01 632 06 99**
Projection to centre of aerator: 330 mm, **Certificates: Belgaqua** **PU: 1, W: 5,47 kg/Piece**	**01 642 06 99***
With Valve (mechanical) for thermal disinfection **(according to DVGW worksheet W 551)** **Projection to centre of aerator: 210 mm,** **Certificates: PA-IX 38236/IO, Belgaqua** **Noise class: I, Flow class: O** **PU: 1, W: 5,05 kg/Piece**	**01 652 06 99**
With Valve (mechanical) for thermal disinfection **(according to DVGW worksheet W 551)** **Projection to centre of aerator: 270 mm,** **Certificates: PA-IX 38236/IO, Belgaqua** **Noise class: I, Flow class: O** **PU: 1, W: 5,26 kg/Piece**	**01 660 06 99**
With Valve (mechanical) for thermal disinfection **(according to DVGW worksheet W 551)** **Projection to centre of aerator: 330 mm,** **Certificates: Belgaqua** **PU: 1, W: 5,38 kg/Piece**	**01 692 06 99***

Recommended associated articles
• S-connecting with isolating valve 23 775 00 99 Page 128, 200

- single-lever ☑
- 90° Open/Close ☐
- self-closing ☐
- clinic arm-lever ☐
- mixed water ☑
- thermostat ☐
- stagnation flush ☐
- *thermal disinfection ☑

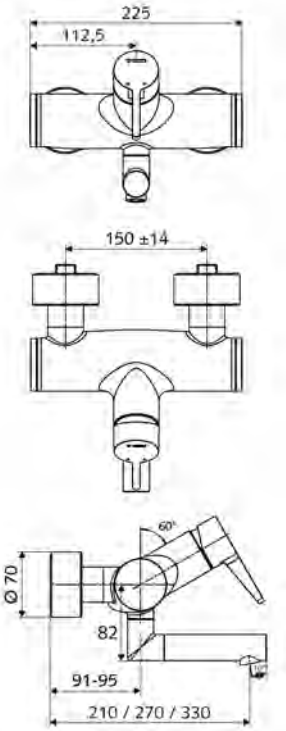

BELGAQUA

***Discontinued item, available while stocks last.**

Product description	Article number
Exposed wash basin tap VITUS VW-EH-M **Mixed water** Manual single-lever actuation. **Scope of delivery** • Single-lever exposed wash basin tap - Operating handle made from brass - Single-lever mixing ceramic cartridge with hot water and flow restrictor - 2 backflow preventers (EN 1717: EB-type) - Pivoting outlet (lockable) with flow regulator • 2 S-connections and rosettes (depth-adjustable) **Technical data** • Flow: max. 5 l/min pressure independent • Flow pressure: 1.0 - 5.0 bar • Max. Resting pressure: 8 bar • Max. operating temperature: 70 °C (80 °C for thermal disinfection) • Material: Outlet Brass, conform to German drinking water regulations; Housing Brass, conform to German drinking water regulations • Surface: Chrome • Connection: 2x DN 15 G 1/2 AG	
Projection to centre of aerator: 210 mm, **Certificates: PA-IX 38238/IO, Belgaqua** **Noise class: I, Flow class:** **PU: 1, W: 4,72 kg/Piece**	**01 623 06 99**
Projection to centre of aerator: 270 mm, **Certificates: PA-IX 38238/IO, Belgaqua** **Noise class: I, Flow class: O** **PU: 1, W: 4,95 kg/Piece**	**01 633 06 99**
Projection to centre of aerator: 330 mm, **Certificates: Belgaqua** **PU: 1, W: 5,10 kg/Piece**	**01 643 06 99***
With Valve (mechanical) for thermal disinfection **(according to DVGW worksheet W 551)** **Projection to centre of aerator: 210 mm,** **Certificates: PA-IX 38238/IO, Belgaqua** **Noise class: I, Flow class: O** **PU: 1, W: 4,79 kg/Piece**	**01 653 06 99**
With Valve (mechanical) for thermal disinfection **(according to DVGW worksheet W 551)** **Projection to centre of aerator: 270 mm,** **Certificates: PA-IX 38238/IO, Belgaqua** **Noise class: I, Flow class: O** **PU: 1, W: 4,98 kg/Piece**	**01 661 06 99**
With Valve (mechanical) for thermal disinfection (according to DVGW worksheet W 551) **Projection to centre of aerator: 330 mm,** **Certificates: Belgaqua** **PU: 1, W: 5,15 kg/Piece**	**01 693 06 99***

Recommended associated articles
• S-connecting with isolating valve 23 775 00 99 Page 128, 200

- single-lever ☐
- 90° Open/Close ☑
- self-closing ☐
- clinic arm-lever ☑
- mixed water ☐
- thermostat ☑
- stagnation flush ☐
- *thermal disinfection ☑

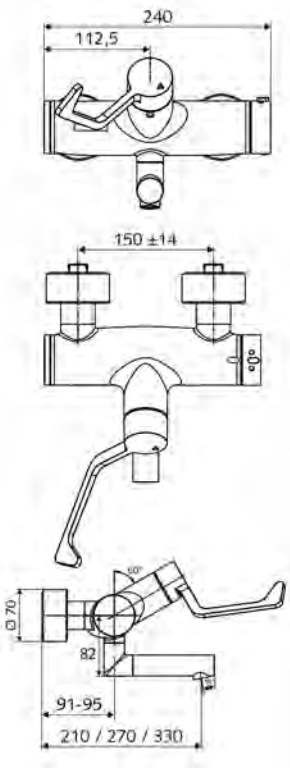

BELGAQUA

***Discontinued item, available while stocks last.**

Product description	Article number
Exposed wash basin tap VITUS VW-AH-T **Mixed water, thermostat** Manual open/closed actuation with clinic arm lever. **Scope of delivery** • Open/closed exposed wash basin tap - Ergonomic clinic arm lever 153 mm - ThermoProtect thermostat, conform to EN 1111, unlockable/lockable temperature lock at 38 °C, anti-scalding protection if cold water supply fails - Open/closed ceramic cartridge - 2 backflow preventers (EN 1717: EB-type) - Pivoting outlet (lockable) with „Care“ flow regulator • 2 S-connections and rosettes (depth-adjustable) **Technical data** • Flow: 7.5 - 9.0 l/min • Flow pressure: 1.0 - 5.0 bar • Max. operating temperature: 70 °C (80 °C for thermal disinfection) • Material: Outlet Brass, conform to German drinking water regulations; Actuation Brass; Housing Brass, conform to German drinking water regulations • Surface: Chrome • Connection: 2x DN 15 G 1/2 AG	
Projection to centre of aerator: 210 mm, **Certificates: PA-IX 38236/IO, Belgaqua** **Noise class: I, Flow class: O** **PU: 1, W: 5,08 kg/Piece**	**01 627 06 99**
Projection to centre of aerator: 270 mm, **Certificates: PA-IX 38236/IO, Belgaqua,** **Noise class: I, Flow class: O** **PU: 1, W: 5,25 kg/Piece**	**01 637 06 99**
Projection to centre of aerator: 330 mm, **Certificates: Belgaqua** **PU: 1, W: 5,49 kg/Piece**	**01 647 06 99***
With Valve (mechanical) for thermal disinfection **(according to DVGW worksheet W 551)** **Projection to centre of aerator: 210 mm,** **Certificates: PA-IX 38236/IO, Belgaqua, WRAS applied** **Noise class: I, Flow class: O** **PU: 1, W: 5,18 kg/Piece**	**01 657 06 99**
With Valve (mechanical) for thermal disinfection **(according to DVGW worksheet W 551)** **Projection to centre of aerator: 270 mm,** **Certificates: PA-IX 38236/IO, Belgaqua** **Noise class: I, Flow class: O** **PU: 1, W: 5,37 kg/Piece**	**01 665 06 99**
With Valve (mechanical) for thermal disinfection **(according to DVGW worksheet W 551)** **Projection to centre of aerator: 330 mm,** **Certificates: Belgaqua** **PU: 1, W: 5,66 kg/Piece**	**01 697 06 99***

Recommended associated articles
• S-connecting with isolating valve 23 775 00 99 Page 128

single-lever	☐
90° Open/Close	☑
self-closing	☐
clinic arm-lever	☑
mixed water	☑
thermostat	☐
stagnation flush	☐
*thermal disinfection	☑

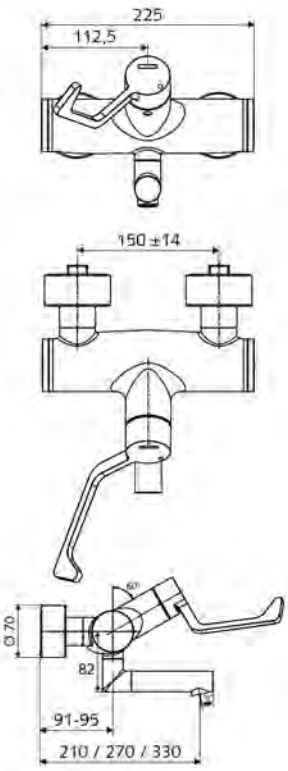

BELGAQUA

***Discontinued item, available while stocks last.**

Product description	Article number
Exposed wash basin tap VITUS VW-AH-M **Mixed water** Manual open/cold/hot actuation with clinic arm lever. **Scope of delivery** • Open/cold/hot exposed wash basin tap - Ergonomic clinic arm lever 153 mm - Open /cold/warm ceramic cartridge with hot water restrictor - 2 backflow preventers (EN 1717: EB-type) - Pivoting outlet (lockable) with „Care“ flow regulator • 2 S-connections and rosettes (depth-adjustable) **Technical data** • Flow: 7.5 - 9.0 l/min • Flow pressure: 1.0 - 5.0 bar • Max. operating temperature: 70 °C (80 °C for thermal disinfection) • Material: Outlet Brass, conform to German drinking water regulations; Actuation Brass; Housing Brass, conform to German drinking water regulations • Surface: Chrome • Connection: 2x DN 15 G 1/2 AG	
Projection to centre of aerator: 210 mm, **Certificates: PA-IX 38239/IO, Belgaqua** **Noise class: I, Flow class: O** **PU: 1, W: 4,88 kg/Piece**	**01 626 06 99**
Projection to centre of aerator: 270 mm, **Certificates: PA-IX 38239/IO, Belgaqua** **Noise class: I, Flow class: O** **PU: 1, W: 5,06 kg/Piece**	**01 636 06 99**
Projection to centre of aerator: 330 mm, **Certificates: Belgaqua** **PU: 1, W: 5,23 kg/Piece**	**01 646 06 99**
With Valve (mechanical) for thermal disinfection **(according to DVGW worksheet W 551)** **Projection to centre of aerator: 210 mm,** **Certificates: PA-IX 38239/IO, Belgaqua, WRAS applied** **Noise class: I, Flow class: O** **PU: 1, W: 4,93 kg/Piece**	**01 656 06 99**
With Valve (mechanical) for thermal disinfection **(according to DVGW worksheet W 551)** **Projection to centre of aerator: 270 mm,** **Certificates: PA-IX 38239/IO, Belgaqua** **Noise class: I, Flow class: O** **PU: 1, W: 5,05 kg/Piece**	**01 664 06 99**
With Valve (mechanical) for thermal disinfection (according to DVGW worksheet W 551) **Projection to centre of aerator: 330 mm,** **Certificates: Belgaqua** **PU: 1, W: 5,26 kg/Piece**	**01 696 06 99**

Recommended associated articles
• S-connecting with isolating valve 23 775 00 99 Page 128

SWS

SSC

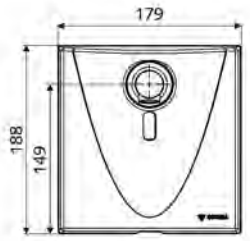

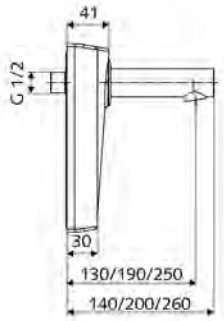

Product description	Article number

Electronic wall outlet tap WALIS E
Cold water/pre-mixed water

Infrared sensor-controlled. Battery operation. Suitable for networking with the SCHELL SWS water management system. Configurable via SCHELL Single Control SSC. Connection from rear or, with optional mounting frame, from top, bottom or sides.

Scope of delivery
- Front panel with infrared sensor window
- Waterpath with 6 V solenoid valve
- Mounting frame with infrared sensor electronics, programmable
- 6 V battery compartment, protection class IP65
- 4x AA alkaline battery 1.5 V
- Wall outlet with flow regulator (theft-safe)
- Fastening material

Technical data
- Setting options via SWS SSC
  - Sensor range (short/medium/long)
  - Programming via short range reflex (off/on)
  - Max. flow time (1-360 s)
  - Follow-up time (0.6-60 s)
  - Stagnation flush (off/5-600 s, every 1-240 h after last flush/every 1-240 h)
  - Continuous flush for thermal disinfection, with anti-scalding protection (off/15-600 s)
  - Duration of flow (off/15-600 s)
  - Energy saving mode (off/1-254 h after last flush)
  - Cleaning stop (off/60-360 s)
- Setting options via short range reflex
  - Sensor range (short/medium/long)
  - Stagnation flush (off/30 s, every 24 h after last flush/every 24 h)
  - Continuous flush for thermal disinfection, with anti-scalding protection (off/300 s/120 s)
  - Cleaning stop (off/60 s)
- Flow: max. 5 l/min pressure independent
- Flow pressure: 1.0 - 5.0 bar
- Max. operating temperature: 70 °C (80 °C for thermal disinfection)
- Material: Outlet Brass, conform to German drinking water regulations; Front panel Plastic; Waterpath Brass, conform to German drinking water regulations
- Surface: Chrome
- Connection: DN 15 G 1/2 AG

Projection to centre of aerator: 130 mm **PU: 1, W: 1,69 kg/Piece**	**01 950 06 99**
Projection to centre of aerator: 190 mm **PU: 1, W: 1,85 kg/Piece**	**01 951 06 99**
Projection to centre of aerator: 250 mm **PU: 1, W: 2,04 kg/Piece**	**01 952 06 99**

Recommended associated articles
- SWS Temperature sensor WALIS E 00 555 00 99 Page 34, 125

For connection from above, below or sides
- Mounting frame WALIS E 77 740 06 99 Page 125

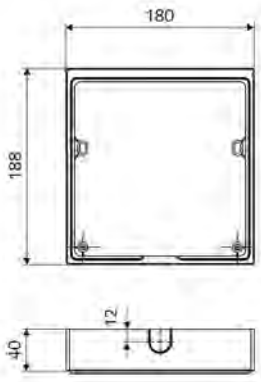

Product description	Article number

Mounting frame WALIS E

For exposed installation with connection from above, below or sides. Prepared breakout fields for pipe penetration.

Scope of delivery
- Mounting frame
- Rubber cable bushing for exposed cable Ø 15 mm
- Fastening material

Technical data
- Material: Plastic
- Surface: Chrome

PU: 1, W: 0,33 kg/Piece **77 740 06 99**

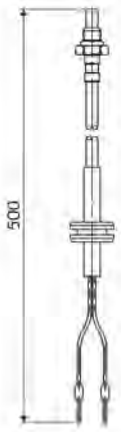

SWS Temperature sensor WALIS E

PT1000 temperature sensor for use with SWS water management system to measure outlet temperature in WALIS fittings. Connection to SWS BE-K wired bus extender or SWS BE-F wireless bus extender.

Scope of delivery
- Temperature sensor PT 1000 with cable, connecting plug and O-ring seal

Technical data
- Cable: 2x 0.14 mm², 460 mm long

PU: 1, W: 0,01 kg/Piece **00 555 00 99**

Necessary associated articles
- SWS Bus extender cable BE-K 00 501 00 99 Page 20 and/or
- SWS BE-F wireless bus extender 00 502 00 99 Page 20

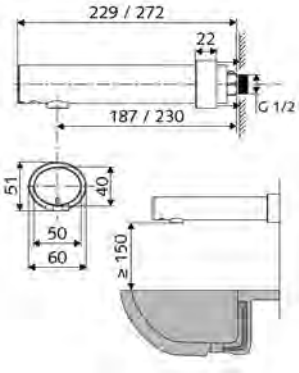

Product description	Article number

Electronic wall outlet tap MODUS E
HD-K - high-pressure cold water/pre-mixed water

Infrared sensor-controlled. Battery operation.

Scope of delivery
- Infrared sensor wall outlet tap
  - Infrared sensor electronics, programmable
  - 6 V solenoid valve
  - Isolating valve
  - Flow regulator
  - 6 V battery compartment (integrated)
- 4x AA alkaline battery 1.5 V
- Push rosette

Technical data
- Setting options via short range reflex
  - Sensor range area (approx. 2-13 cm)
  - Stagnation flush (off/duration of flow 30 s, 24 h after last use)
  - Cleaning stop (off/120 s)
- Flow at 3 bar: 3 l/min
- Flow pressure: 0.5 - 5.0 bar
- Max. Resting pressure: 8 bar
- Max. operating temperature: 70 °C (temporarily, e.g. for thermal disinfection)
- Surface: Chrome
- Connection: G 1/2 AG

Material: Housing Brass, conform to German drinking water regulations, Projection to centre of aerator: 187 mm, Certificates: P-IX 29862/IO, ACS, WRAS applied, Noise class: I, Flow class: O **PU: 1, w: 1,12 kg/Piece**	**01 953 06 99**
Material: Housing Brass, conform to German drinking water regulations, Projection to centre of aerator: 230 mm, Certificates: P-IX 29862/IO, ACS, WRAS applied, Noise class: I, Flow class: O **PU: 1, w: 1,22 kg/Piece**	**01 954 06 99**
Material: Housing DZR brass, Projection to centre of aerator: 230 mm Certificates: dr, Watermark, WELS **PU: 1, w: 1,24 kg/Piece**	**01 955 06 99**

Recommended associated articles
- Flow regulator LEED 1,33 l 28 931 00 99 Page 96 or
- Flow regulator 5 l 28 933 00 99 Page 404

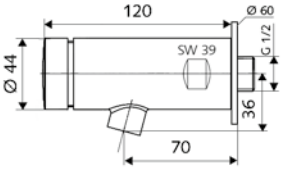

Product description	Article number
Self-closing wall outlet taps PETIT SC **Cold water/pre-mixed water** Manual actuation with automatic closing. Easy flow time adjustment. **Scope of delivery** • Self-closing wall outlet tap - SC self-closing button - Self-closing cartridge SC II - Flow regulator • Rosette Ø 60 mm **Technical data** • Running time: 6 - 15 s (7 s) • Flow: max. 5 l/min pressure independent • Flow pressure: 0.8 - 5.0 bar • Surface: Chrome • Connection: DN 15 G 1/2 AG	
Material: Housing Dezincification-resistant brass, conform to German drinking water regulations, **Certificates: P-IX 28340/IO, DIN-DVGW, ACS, dr, WRAS,** **Noise class: I, Flow class: O** **PU: 1, W: 0,80 kg/Piece**	**02 136 06 99**
With Isolating valve **Material: Housing Dezincification-resistant brass, conform to German drinking water regulations,** **Certificates: P-IX 28340/IO, DIN-DVGW, ACS, WRAS, Noise class: I, Flow class: O** **PU: 1, W: 0,80 kg/Piece**	**02 147 06 99**
Material: Housing DZR brass, **Certificates: dr, Watermark, WELS** **PU: 1, W: 0,90 kg/Piece**	**02 148 06 99**

Recommended associated articles
• PETIT SC extension 61 662 06 99 Page 127

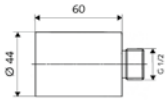

PETIT SC extension

For length compensation on large wash basins.

Scope of delivery
• Extension

Technical data
• Surface: Chrome
• extension by: 60 mm

Material: Dezincification-resistant brass, conform to German drinking water regulations, Connection: DN 15 G 1/2 ext. thread, Outlet: DN 15 G 1/2 int. thread **PU: 1, w: 0,44 kg/Piece**	**61 662 06 99**

In connection with
• Self-closing wall outlet taps PETIT SC 02 136 06 99 Page 127
• Self-closing wall outlet taps PETIT SC 02 147 06 99 Page 127

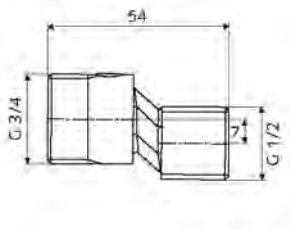

Product description	Article number
S-connecting with isolating valve Easy-maintenance S-connections for all exposed VITUS fittings. **Scope of delivery** • 2 S-connections with isolating valve **Technical data** • Material: Brass, conform to German drinking water regulations • Connection: DN 15 G 1/2 AG • Outlet: G 3/4 AG	
PU: 1, W: 0,23 kg/Piece	**23 775 00 99**

Discontinued item, available while stocks last.

Extension cartridge W-SC-M
Mixed water

Extension when installation of the concealed WBW-SC-M masterbox is too deep.

Technical data
• Material: Brass
• Surface: Chrome

extension by: 25 mm **PU: 1, W: 0,60 kg/Piece**	**29 654 06 99**
extension by: 50 mm **PU: 1, W: 0,73 kg/Piece**	**29 655 06 99**

Extension set D-SC-V / W-SC-V
Pre-mixed water

Extension when installation of the concealed WBW-SC-V or WBD-SC-V masterboxes is too deep.

Technical data
• Material: Brass
• Surface: Chrome

extension by: 25 mm **PU: 1, W: 0,20 kg/Piece**	**01 872 06 99**
extension by: 50 mm **PU: 1, W: 0,29 kg/Piece**	**01 873 06 99**

In connection with
• Concealed Masterbox WBD-SC-V 01 827 00 99 Page 152
• Concealed shower LINUS D-SC-V 01 833 28 99 Page 154 or
• Concealed shower LINUS D-SC-V 01 833 06 99 Page 154

GERMAN INNOVATION AWARD '19 GOLD

SSC

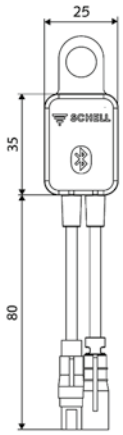

Product description	Article number

SSC Bluetooth® module

For the wireless parametrisation of SSC-capable SCHELL fittings or for the optional extension of stagnation flushes. Access via SSC Bluetooth® app (can be downloaded from App Store, Play Store) and mobile Android or iOS devices. Usable as a tool for adjusting the fittings (module can then be removed). Or the module is left on the fitting (excepting VITUS shower fittings, SCHELLTRONIC urinal flush valves, and battery-operated PURIS E and VENUS E) and therefore enables stagnation flushes by weekday and by time of day. The last 64 stagnation flushes are stored and can be accessed via the app. This data can also be sent/exported via email as a CSV file if required. Access to the SSC Bluetooth® module is protected by an access code that can be changed individually.

Scope of delivery
- SSC Bluetooth® module
  - Integrated rechargeable battery for date/time reserve power

Technical data
- Wireless standard: Bluetooth® SMART
- Frequency band: 2,4 GHz
- Max. Range: 10 m (depending on installation site and building materials)

PU: 1, W: 0,08 kg/Piece **00 916 00 99**

SSC

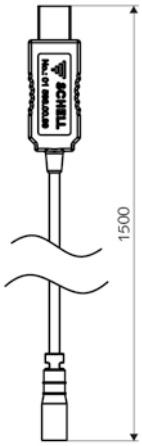

SSC USB adapter

The current SSC USB software with operating manual and drivers can be downloaded free of charge from www.schell.eu. The SSC USB adapter is used for parametrisation and diagnostics with SSC-capable SCHELL fittings.

System requirements
- Working memory: ≥1 GB RAM
- System software
  - Windows 10 (32-bit and 64-bit)
  - Windows 7 (32-bit and 64-bit)
  - Windows Vista (32-bit and 64-bit)
  - Windows XP (32-bit) with Service Pack 3
- Display resolution: ≥1024 × 768
- Available storage space: ≥150 MB
- USB port: Free USB 2.0 port

PU: 1, W: 0,05 kg/Piece **01 586 00 99**

Recommended associated articles
- SSC USB drive 95 598 00 99 Page 37, 74, 129, 155, 184

SSC

SSC USB drive

The SSC USB stick includes the SSC USB software for parametrisation and diagnostics of SSC-capable SCHELL fittings.

System requirements
- Working memory: ≥1 GB RAM
- System software
  - Windows 10 (32-bit and 64-bit)
  - Windows 7 (32-bit and 64-bit)
  - Windows Vista (32-bit and 64-bit)
  - Windows XP (32-bit) with Service Pack 3
- Display resolution: ≥1024 × 768
- Available storage space: ≥150 MB
- USB port: Free USB 2.0 port

PU: 1, W: 0,04 kg/Piece **95 598 00 99**

Necessary associated articles
- SSC USB adapter 01 586 00 99 Page 37, 74, 129, 155, 253

SCHELL

1 Wash basin-, shower- and kitchen fittings

	Product information	132 / 138 / 142 / 150 / 166 - 167
13	Concealed showers	
	- CVD-Touch electronic - thermostat	134 - 135
	- Self-closing - thermostat	140
	- CVD-Touch electronic - mixed water	145 - 146
	- CVD-Touch electronic - premixed water	147
	- Self-closing - mixed water	153
	- Self-closing - premixed water	154
	- Built-in wall unit Masterboxes	133 / 139 143 - 144 151 - 152
	- Accessoires	136 - 137 148 - 149
	Overview	
14	Exposed shower fittings and	
15	Shower panels	165

SCHELL concealed shower LINUS D-C-T

		Functional features												
		Function			Temperature			Hygiene		Energy suply		Surface		
		Suitable for connection to SWS	Capable of being parameterised by SSC	Self-closing electronic	Premixed water	Mixed water	Thermostat	Stagnation / hygienic flush	Thermal desinfection	Battery operation	Mains operation	Chrome	Stainless steel	
LINUS D-C-T														**Page**
	01 918 06 99	•	•	•			•	•	retro-fit	optio-nal	optio-nal	•		134
	01 918 28 99	•	•	•			•	•	retro-fit	optio-nal	optio-nal		•	134
LINUS Basic D-C-T														**Page**
	01 909 28 99	•	•	•			•	•	retro-fit	optio-nal	optio-nal		•	135

Ordering information:
Please observe that for each finishing set, the corresponding concealed Masterbox with the recommended associated / required item must also be ordered.

SCHELL Thermostat fitting

For facilities in which an individual temperature setting and at the same time constant shower depth water temperatures are required, the SCHELL shower fittings with thermostat are ideal.
Above all, these designs should also be chosen if there is a risk of scalding, especially in accordance with EN 806-2, Chap. 9.3.2 in hospitals, schools, kindergartens, retirement homes, etc.
SCHELL thermostatic taps are designed so that they automatically switch off the hot water side when the cold water side fails.
A temperature limit of 38 ° C is preadjusted. But also a different temperature limit can be set.
The thermostatic taps have a release button that allows a temperature above the preadjusted temperature limit when it is unlocked.

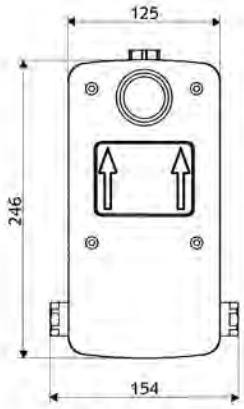

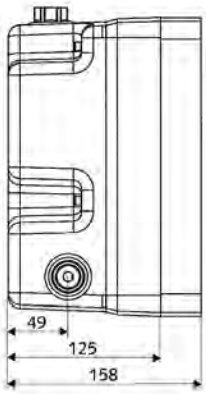

BELGAQUA

Product description	Article number

Concealed Masterbox WBD-E-T
Mixed water, thermostat

For LINUS/LINUS Basic D-C-T concealed shower fittings. Electronic actuation. With sealed housing bushings and internal isolating valve. Additional acceptance possible of a solenoid valve for thermal disinfection.

Scope of delivery
- Masterbox
  - Roughing-in housing
  - Concealed shower tap with 2 isolating valves
  - 6 V solenoid valve
  - Thermostat, conform to EN 1111, anti-scalding protection if cold water supply fails
  - 2 pre-filters
  - 2 backflow preventers (EN 1717: EB-type)
- Flushing nozzle
- Flush-mounted cap

Technical data
- Flow at 3 bar: 15 l/min
- Flow pressure: 1.0 - 5.0 bar
- Max. Resting pressure: 8 bar
- Max. operating temperature: 70 °C (80 °C for thermal disinfection)
- Material: Housing Plastic; Waterpath Dezincification-resistant brass, conform to German drinking water regulations
- Dimensions: w 125 mm x h 246 mm x d 158 mm
- Installation depth: 88 - 112 mm
- Connection: 2x G 1/2 IG
- Outlet: G 1/2 IG
- Certificates: P-IX 18001/IA, ACS, Belgaqua
- Noise class: I
- Flow class: A

PU: 1, W: 3,08 kg/Piece **01 802 00 99**

Necessary associated articles
- Concealed shower LINUS D-C-T 01 918 06 99 Page 134 or
- Concealed shower LINUS D-C-T 01 918 28 99 Page 134 or
- Concealed shower LINUS Basic D-C-T 01 909 28 99 Page 135

For building sealing according to DIN 18534
- Expansion sleeve 00 920 00 99 Page 133, 139

Recommended associated articles
- Shower module MONTUS 03 091 00 99 Page 154, 278

Installation Note
- Provide power supply in accordance with the respective shower electronics.

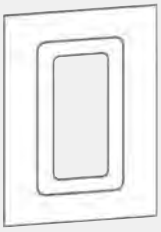

Expansion sleeve
For building sealing of SCHELL masterboxes according to DIN 18534.

Scope of delivery
- Expansion sleeve
- Adhesive tape

Technical data
- Dimensions: w 254 mm x h 370 mm

PU: 1, W: 0,12 kg/Piece **00 920 00 99**

In connection with
- Concealed Masterbox WBD-E-T 01 802 00 99 Page 133 or
- Concealed Masterbox WBD-SC-T 01 800 00 99 Page 139

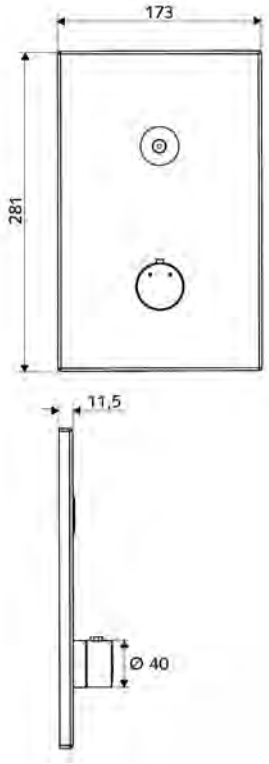

Finishing set for concealed Masterbox: 01 802 00 99

Product description	Article number

Concealed shower LINUS D-C-T
Mixed water, thermostat

For WBD-E-T concealed masterbox. Triggering via CVD-Touch electronics with automatic closing. Optional battery or mains operation. Suitable for networking with the SCHELL SWS water management system. Configurable via SCHELL Single Control SSC.

Scope of delivery
- Front panel
  - Operating button for thermostat with push sleeve, temperature setting unlockable/lockable at 38 °C
  - CVD-Touch electronics, programmable, IP65 protection against low-pressure water jets
- Mounting frame
- Fastening material

Technical data
- Setting options via SWS SSC
  - Actuation force (soft/medium/hard)
  - Manual programming (off/on)
  - Max. flow time (1-950 s)
  - Stagnation flush (off/1-1000 s, every 1-250 h after last flush/every 1-250 h)
  - Actuation timeout (off/1-255 s, timeout 1-2000 min)
- Setting options via manual programming
  - Max. flow time (4-120 s, 10 program stages)
  - Stagnation flush (off/20 s, every 24 h)
- Material: Actuation Brass
- Surface: Actuation Chrome
- Dimensions front plate: w 173 mm x h 281 mm x d 11.5 mm
- Protection class: IP 65 (CVD-Touch-Elektronik)

Material: Front panel Brass, Surface: Front panel Chrome **PU: 1, W: 1,92 kg/Piece**	**01 918 06 99**
Material: Front panel Stainless steel, Surface: Front panel Brushed stainless steel **PU: 1, W: 1,88 kg/Piece**	**01 918 28 99**

Necessary associated articles
- Concealed Masterbox WBD-E-T 01 802 00 99 Page 133
- Universal 6 V battery compartment 01 557 00 99 Page 136, 149, 181, 211, 235 or
- Concealed power supply unit 9 VDC, 100 - 240 VAC, 50 - 60 Hz 01 315 00 99 Page 136, 148, 180, 210, 234 or
- Top-hat rail transformer 9 VDC, 100 - 240 VAC, 50 - 60 Hz 01 582 00 99 Page 137, 148, 180, 211, 234 or
- Electrical junction box 9 VDC, 100 - 240 VAC, 50 - 60 Hz 01 583 00 99 Page 137

Recommended associated articles
- Universal connection cable 5 m 01 570 00 99 Page 137, 149, 181, 211, 235 or
- Universal connection cable 10 m 01 571 00 99 Page 137, 149, 181, 211, 235
- CVD-protection filter 00 906 00 99 Page 137, 149, 181
- Handle for thermostat EasyGrip 29 192 06 99 Page 160, 182
- Shower head COMFORT Flex 01 821 06 99 Page 158, 202 or
- Low aerosol shower head 01 814 06 99 Page 158, 202
- SWS Server 00 500 00 99 Page 18
- SWS Bus extender cable BE-K 00 501 00 99 Page 20 and/or
- SWS Bus extender wireless BE-F 00 502 00 99 Page 20
- SSC Bluetooth® module 00 916 00 99 Page 36, 75, 129, 184, 203, 253

For thermal disinfection with SWS
- Solenoid valve thermal disinfection SWS 01 874 00 99 Page 32, 203

For manual thermal disinfection
- Solenoid valve thermal disinfection 01 875 00 99 Page 156, 187
- Thermal disinfection key switch 01 538 00 99 Page 156, 187
- Concealed power supply unit 12 VDC, 100 - 240 VAC, 50 - 60 Hz 01 566 00 99 Page 157, 186 or
- Mains adapter VDC, 100-240 VAC, 50-60 Hz 01 490 00 99 Page 157, 186 or
- Electrical junction box 12 VDC, 100 - 240 VAC, 50 - 60 Hz 01 537 00 99 Page 162

Where masterbox installation is too deep
- Extension set D-E-T 25 mm 01 860 06 99 Page 162 or
- Extension set D-E-T 50 mm 01 865 06 99 Page 162

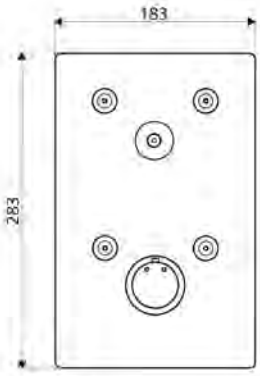

SSC

SWS

Finishing set for concealed Masterbox 01 802 00 99

Product description	Article number

Concealed shower LINUS Basic D-C-T
Mixed water, thermostat

For WBD-E-T concealed masterbox. Triggering via CVD-Touch electronics with automatic closing. Optional battery or mains operation. Suitable for networking with the SCHELL SWS water management system. Configurable via SCHELL Single Control SSC.

Scope of delivery
- Front panel
  - Operating button for thermostat with push sleeve, temperature setting unlockable/lockable at 38 °C
  - CVD-Touch electronics, programmable, IP65 protection against low-pressure water jets
- Fastening material

Technical data
- Setting options via SWS SSC
  - Actuation force (soft/medium/hard)
  - Manual programming (off/on)
  - Max. flow time (1-950 s)
  - Stagnation flush (off/1-1000 s, every 1-250 h after last flush/every 1-250 h)
  - Actuation timeout (off/1-255 s, timeout 1-2000 min)
- Setting options via manual programming
  - Max. flow time (4-120 s, 10 program stages)
  - Stagnation flush (off/20 s, every 24 h)
- Material: Actuation Brass; Front panel Stainless steel
- Surface: Actuation Chrome; Front panel Brushed stainless steel
- Dimensions front plate: w 183 mm x h 283 mm x d 3 mm
- Protection class: IP 65 (CVD-Touch-Elektronik)

Surface: Front panel Brushed stainless steel
PU: 1, W: 1,84 kg/Piece **01 909 28 99**

Necessary associated articles
- Concealed Masterbox WBD-E-T 01 802 00 99 Page 133
- Universal 6 V battery compartment 01 557 00 99 Page 136, 149, 181, 211, 235 or
- Concealed power supply unit 9 VDC, 100 - 240 VAC, 50 - 60 Hz 01 315 00 99 Page 136, 148, 180, 210, 234 or
- Top-hat rail transformer 9 VDC, 100 - 240 VAC, 50 - 60 Hz 01 582 00 99 Page 137, 148, 180, 211, 234 or
- Electrical junction box 9 VDC, 100 - 240 VAC, 50 - 60 Hz 01 583 00 99 Page 137

Recommended associated articles
- Universal connection cable 5 m 01 570 00 99 Page 137, 149, 181, 211, 235 or
- Universal connection cable 10 m 01 571 00 99 Page 137, 149, 181, 211, 235
- CVD-protection filter 00 906 00 99 Page 137, 149, 181
- Handle for thermostat EasyGrip 29 192 06 99 Page 160, 182
- Shower head COMFORT Flex 01 821 06 99 Page 158, 202 or
- Low aerosol shower head 01 814 06 99 Page 158, 202
- SWS Server 00 500 00 99 Page 18
- SWS Bus extender cable BE-K 00 501 00 99 Page 20 and/or
- SWS Bus extender wireless BE-F 00 502 00 99 Page 20
- SSC Bluetooth® module 00 916 00 99 Page 36, 75, 129, 184, 203, 253

For thermal disinfection with SWS
- Solenoid valve thermal disinfection SWS 01 874 00 99 Page 32, 203

For manual thermal disinfection
- Solenoid valve thermal disinfection 01 875 00 99 Page 156, 187
- Thermal disinfection key switch 01 538 00 99 Page 156, 187
- Concealed power supply unit 12 VDC, 100 - 240 VAC, 50 - 60 Hz 01 566 00 99 Page 157, 186 or
- Mains adapter VDC, 100-240 VAC, 50-60 Hz 01 490 00 99 Page 157, 186 or
- Electrical junction box 12 VDC, 100 - 240 VAC, 50 - 60 Hz 01 537 00 99 Page 162

Where masterbox installation is too deep
- Extension set D-E-T 25 mm 01 860 06 99 Page 162 or
- Extension set D-E-T 50 mm 01 865 06 99 Page 162

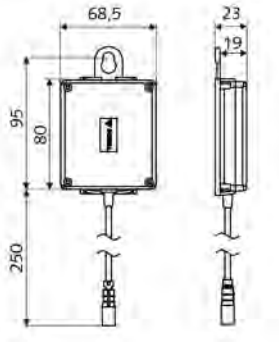

Product description	Article number

Universal 6 V battery compartment

Suitable for all SSC- and SWS-capable fittings.

Scope of delivery
- 6 V battery compartment, protection class IP65
- 4x AA alkaline battery 1.5 V
- Wall bracket
- Fastening material
- Velcro strip 100 mm

PU: 1, W: 0,20 kg/Piece **01 557 00 99**

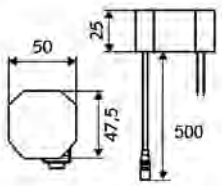

Concealed power supply unit 9 VDC, 100 - 240 VAC, 50 - 60 Hz

For supplying power to 1-12 CVD-Touch and/or infrared sensor electronics. Suitable for all SSC- and SWS-capable fittings.

Scope of delivery
- Concealed mains adapter
- Adapter cable

Technical data
- Input: 100 - 240 VAC, 50 - 60 Hz
- Output: 9 VDC, 0.66 A

PU: 1, W: 0,14 kg/Piece **01 315 00 99**

Necessary associated articles
- Universal connection cable 5 m 01 570 00 99 Page 137, 149, 181, 211, 235 or
- Universal connection cable 10 m 01 571 00 99 Page 137, 149, 181, 211, 235

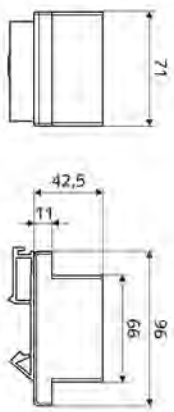

Top-hat rail transformer 9 VDC, 100 - 240 VAC, 50 - 60 Hz

For supplying power to 1-12 CVD-Touch and/or infrared sensor electronics. Suitable for all SSC- and SWS-capable fittings. For mounting on 35 mm top-hat rail (EN 60715).

Scope of delivery
- Mains adapter
  - Housing for top-hat rail installation
- Adapter cable

Technical data
- Input: 100 - 240 VAC, 50 - 60 Hz, Cable on braid
- Output: 9 VDC, 0.66 A, on plug connectors

PU: 1, W: 0,21 kg/Piece **01 582 00 99**

Necessary associated articles
- Universal connection cable 5 m 01 570 00 99 Page 137, 149, 181, 211, 235 or
- Universal connection cable 10 m 01 571 00 99 Page 137, 149, 181, 211, 235

Installation Note
- Terminal strip and top-hat rail on site.

Product description	Article number

Universal connection cable

To connect the mains adapter and the electronic tap. Suitable for all SSC- and SWS-capable fittings.

length: 5 m **PU: 1, W: 0,12 kg/Piece**	**01 570 00 99**
length: 10 m **PU: 1, W: 0,22 kg/Piece**	**01 571 00 99**

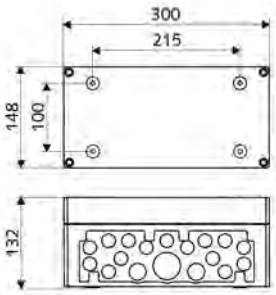

Electrical junction box 9 VDC, 100 - 240 VAC, 50 - 60 Hz

For 1-12 CVD-Touch and/or infrared sensor electronics. Suitable for all SSC- and SWS-capable fittings. Housing with cut-outs for ISO clamp fittings and 4-way cover locking.

Scope of delivery
- Electrical junction box
  - Top-hat rail, pre-assembled
  - 12-way connecting terminal block
  - Top-hat rail transformer

Technical data
- Input: 100 - 240 VAC, 50 - 60 Hz, Cable on braid
- Output: 9 VDC, 0.66 A, on plug connectors
- Protection class: IP 65

PU: 1, W: 1,62 kg/Piece	**01 583 00 99**

Necessary associated articles
- Universal connection cable 5 m 01 570 00 99 Page 137, 149, 181, 211, 235 or
- Universal connection cable 10 m 01 571 00 99 Page 137, 149, 181, 211, 235

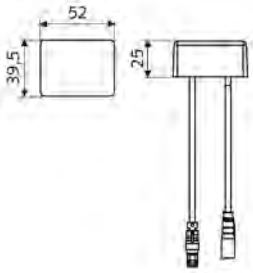

CVD-protection filter

Filters out undesirable peaks from non-VDE electrical installations to prevent malfunctions in CVD-Touch electronics.

PU: 1, W: 0,12 kg/Piece	**00 906 00 99**

In connection with
- Concealed shower LINUS D-C-T 01 918 06 99 Page 134 or
- Concealed shower LINUS D-C-T 01 918 28 99 Page 134 or
- Concealed shower LINUS Basic D-C-T 01 909 28 99 Page 135 or
- Concealed shower LINUS D-C-M 01 919 06 99 Page 145 or
- Concealed shower LINUS D-C-M 01 919 28 99 Page 145 or
- Concealed shower LINUS Basic D-C-M 01 920 28 99 Page 146 or
- Concealed shower LINUS Basic D-C-V 01 921 28 99 Page 147 or
- Shower panel LINUS DP-C-T 00 819 08 99 Page 168 or
- Shower panel LINUS DP-C-T 00 820 08 99 Page 169 or
- Shower panel LINUS DP-C-T 00 822 08 99 Page 168 or
- Shower panel LINUS DP-C-T 00 823 08 99 Page 169 or
- Shower panel LINUS Inox DP-C-T 00 841 28 99 Page 174 or
- Shower panel LINUS Inox DP-C-T 00 842 28 99 Page 175 or
- Shower panel LINUS Inox DP-C-T 00 843 28 99 Page 174 or
- Shower panel LINUS Inox DP-C-T-H 00 846 28 99 Page 177 or
- Shower panel LINUS Inox DP-C-T-D-H 00 847 28 99 Page 178

Note
- CVD protective filter cannot be used together with networked fittings in the SWS water management system.

		Functional features												
		Function			Temperature			Hygiene		Energy suply		Surface		
		Single-lever	Self-closing electronic	Self-closing mechanical	Premixed water	Mixed water	Thermostat	Stagnation / hygienic flush	Thermal desinfection	Battery operation	Mains operation	Chrome	Stainless steel	
LINUS D-SC-T														**Page**
	01 809 06 99			•		•	•		retro-fit			•		140
	01 809 28 99			•		•	•		retro-fit				•	140
LINUS Basic D-SC-T														**Page**
	01 900 28 99			•		•	•		retro-fit				•	140

Ordering information:
Please observe that for each finishing set, the corresponding concealed Masterbox with the recommended associated / required item must also be ordered.

SCHELL Thermostat fitting

For facilities in which an individual temperature setting and at the same time constant shower depth water temperatures are required, the SCHELL shower fittings with thermostat are ideal.
Above all, these designs should also be chosen if there is a risk of scalding, especially in accordance with EN 806-2, Chap. 9.3.2 in hospitals, schools, kindergartens, retirement homes, etc.
SCHELL thermostatic taps are designed so that they automatically switch off the hot water side when the cold water side fails.
A temperature limit of 38 ° C is preadjusted. But also a different temperature limit can be set.
The thermostatic taps have a release button that allows a temperature above the preadjusted temperature limit when it is unlocked.

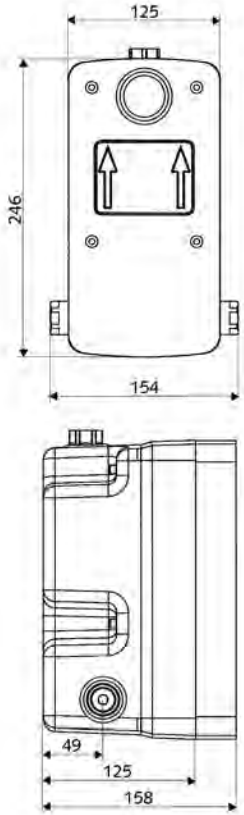

BELGAQUA

Product description	Article number

Concealed Masterbox WBD-SC-T

Mixed water, thermostat

For LINUS/LINUS Basic D-SC-T concealed shower fittings. Manual actuation with automatic closing. With sealed housing bushings and internal isolating valve. Additional acceptance possible of a solenoid valve for thermal disinfection.

Scope of delivery
- Masterbox
  - Roughing-in housing
  - Concealed shower tap with 2 isolating valves
  - Self-closing cartridge SC II
  - Thermostat, conform to EN 1111, anti-scalding protection if cold water supply fails
  - 2 pre-filters
  - 2 backflow preventers (EN 1717: EB-type)
- Flushing nozzle
- Flush-mounted cap

Technical data
- Running time: 5 - 30 s
- Flow at 3 bar: 10 l/min
- Flow pressure: 1.0 - 5.0 bar
- Max. Resting pressure: 8 bar
- Max. operating temperature: 70 °C (80 °C for thermal disinfection)
- Material: Housing Plastic; Waterpath Dezincification-resistant brass, conform to German drinking water regulations
- Dimensions: w 125 mm x h 246 mm x d 158 mm
- Installation depth: 88 - 112 mm
- Connection: 2x G 1/2 IG
- Outlet: G 1/2 IG
- Certificates: P-IX 18001/IA, DIN-DVGW, ACS, Belgaqua
- Noise class: I
- Flow class: A

PU: 1, W: 3,08 kg/Piece **01 800 00 99**

Necessary associated articles
- Concealed shower LINUS D-SC-T 01 809 06 99 Page 140 or
- Concealed shower LINUS D-SC-T 01 809 28 99 Page 140 or
- Concealed shower LINUS Basic D-SC-T 01 900 28 99 Page 140

For building sealing according to DIN 18534
- Expansion sleeve 00 920 00 99 Page 133, 139

Recommended associated articles
- Shower module MONTUS 03 091 00 99 Page 154, 278

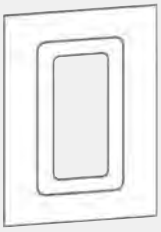

Expansion sleeve

For building sealing of SCHELL masterboxes according to DIN 18534.

Scope of delivery
- Expansion sleeve
- Adhesive tape

Technical data
- Dimensions: w 254 mm x h 370 mm

PU: 1, W: 0,12 kg/Piece **00 920 00 99**

In connection with
- Concealed Masterbox WBD-E-T 01 802 00 99 Page 133 or
- Concealed Masterbox WBD-SC-T 01 800 00 99 Page 139

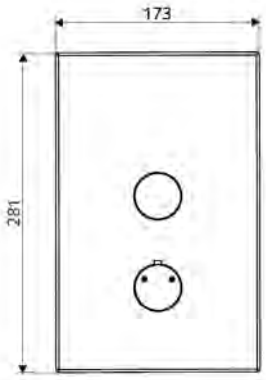

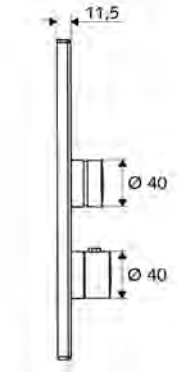

Finishing set for concealed Masterbox 01 800 00 99

Product description	Article number

Concealed shower LINUS D-SC-T
Mixed water, thermostat

For WBD-SC-T concealed masterbox. Manual actuation with automatic closing.

Scope of delivery
- Front panel
  - Operating button for thermostat with push sleeve, temperature setting unlockable/lockable at 38 °C
  - SC-V self-closing button with push sleeve
- Mounting frame
- Fastening material

Technical data
- Material: Actuation Brass
- Surface: Actuation Chrome
- Dimensions front plate: w 173 mm x h 281 mm x d 11.5 mm

Material: Front panel Brass, Surface: Front panel Chrome **PU: 1, W: 1,96 kg/Piece**	**01 809 06 99**
Material: Front panel Stainless steel, Surface: Front panel Brushed stainless steel **PU: 1, W: 1,96 kg/Piece**	**01 809 28 99**

Necessary associated articles
- Concealed Masterbox WBD-SC-T 01 800 00 99 Page 139

Recommended associated articles
- Handle for thermostat EasyGrip 29 192 06 99 Page 160, 182
- Shower head COMFORT Flex 01 821 06 99 Page 158, 202 or
- Low aerosol shower head 01 814 06 99 Page 158, 202

For manual thermal disinfection
- Solenoid valve thermal disinfection 01 875 00 99 Page 156, 187
- Thermal disinfection key switch 01 538 00 99 Page 156, 187
- Concealed power supply unit 12 VDC, 100 - 240 VAC, 50 - 60 Hz 01 566 00 99 Page 157, 186 or
- Mains adapter VDC, 100-240 VAC, 50-60 Hz 01 490 00 99 Page 157, 186 or
- Electrical junction box 12 VDC, 100 - 240 VAC, 50 - 60 Hz 01 537 00 99 Page 162

Where masterbox installation is too deep
- Extension set D-SC-T 25 mm 01 859 06 99 Page 162 or
- Extension set D-SC-T 50 mm 01 863 06 99 Page 162

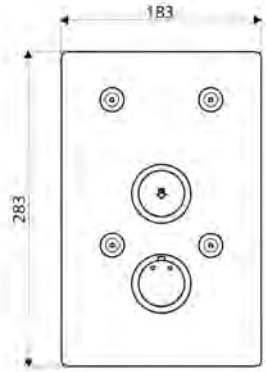

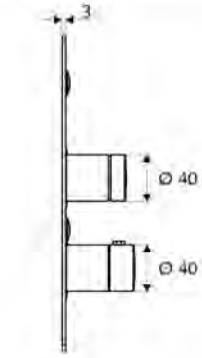

Finishing set for concealed Masterbox 01 800 00 99

Concealed shower LINUS Basic D-SC-T
Mixed water, thermostat

For WBD-SC-T concealed masterbox. Manual actuation with automatic closing.

Scope of delivery
- Front panel
  - SC-V self-closing button with push sleeve
  - Operating button for thermostat with push sleeve, temperature setting unlockable/lockable at 38 °C
- Fastening material

Technical data
- Material: Actuation Brass; Front panel Stainless steel
- Surface: Actuation Chrome; Front panel Brushed stainless steel
- Dimensions front plate: w 183 mm x h 283 mm x d 3 mm

Surface: Front panel Brushed stainless steel **PU: 1, W: 1,78 kg/Piece**	**01 900 28 99**

Necessary associated articles
- Concealed Masterbox WBD-SC-T 01 800 00 99 Page 139

Recommended associated articles
- Handle for thermostat EasyGrip 29 192 06 99 Page 160, 182
- Shower head COMFORT Flex 01 821 06 99 Page 158, 202 or
- Low aerosol shower head 01 814 06 99 Page 158, 202

For manual thermal disinfection
- Solenoid valve thermal disinfection 01 875 00 99 Page 156, 187
- Thermal disinfection key switch 01 538 00 99 Page 156, 187
- Concealed power supply unit 12 VDC, 100 - 240 VAC, 50 - 60 Hz 01 566 00 99 Page 157, 186 or
- Mains adapter VDC, 100-240 VAC, 50-60 Hz 01 490 00 99 Page 157, 186 or
- Electrical junction box 12 VDC, 100 - 240 VAC, 50 - 60 Hz 01 537 00 99 Page 157, 186

Where masterbox installation is too deep
- Extension set D-SC-T 25 mm 01 859 06 99 Page 162 or
- Extension set D-SC-T 50 mm 01 863 06 99 Page 162

Overview concealed showers (Finishing sets)

		Functional features												
		Function			Temperature			Hygiene		Energy suply		Surface		
		Suitable for connection to SWS	Capable of being parameterised by SSC	Self-closing electronic	Premixed water	Mixed water	Thermostat	Stagnation / hygienic flush	Thermal desinfection	Battery operation	Mains operation	Chrome	Stainless steel	
LINUS D-C-M														**Page**
	01 919 06 99	●	●	●		●		●		optional	optional	●		145
	01 919 28 99	●	●	●		●		●		optional	optional		●	145
LINUS Basic D-C-M														**Page**
	01 920 28 99	●	●	●		●		●		optional	optional		●	146
LINUS Basic D-C-V														**Page**
	01 921 28 99	●	●	●	●			●		optional	optional		●	147

Ordering information:
Please observe that for each finishing set, the corresponding concealed Masterbox with the recommended associated / required item must also be ordered.

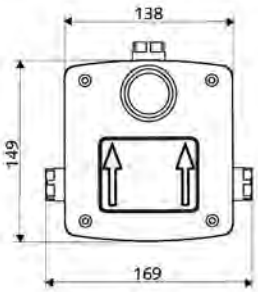

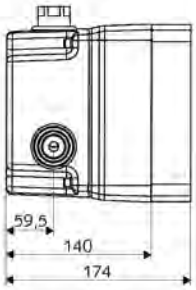

Product description	Article number

Concealed Masterbox WBD-E-M
Mixed water

For LINUS D-C-M or LINUS Basic D-C-M concealed shower fittings. Electronic actuation.
With sealed housing bushings and internal isolating valve.

Scope of delivery
- Masterbox
  - Roughing-in housing
  - Concealed shower tap with 2 isolating valves
  - 6 V solenoid valve
  - Mixing cartridge
  - 2 pre-filters
  - 2 backflow preventers (EN 1717: EB-type)
- Flushing nozzle
- Flush-mounted cap

Technical data
- Flow at 3 bar: 15 l/min
- Flow pressure: 1.0 - 5.0 bar
- Max. Resting pressure: 8 bar
- Max. operating temperature: 70 °C (80 °C for thermal disinfection)
- Material: Housing Plastic; Waterpath Dezincification-resistant brass, conform to German drinking water regulations
- Dimensions: w 138 mm x h 149 mm x d 140 mm
- Installation depth: 100 - 124 mm
- Connection: 2x DN 15 G 1/2 IG
- Outlet: DN 15 G 1/2 IG
- Certificates: ACS, Belgaqua

PU: 1, W: 1,97 kg/Piece **01 904 00 99**

Necessary associated articles
- Concealed shower LINUS D-C-M 01 919 06 99 Page 145 or
- Concealed shower LINUS D-C-M 01 919 28 99 Page 145 or
- Concealed shower LINUS Basic D-C-M 01 920 28 99 Page 146

For building sealing according to DIN 18534
- Expansion sleeve 00 919 00 99 Page 106, 110, 143, 144, 151, 152

Recommended associated articles
- Shower module MONTUS 03 091 00 99 Page 154, 278

Installation Note
- Provide power supply in accordance with the respective shower electronics.

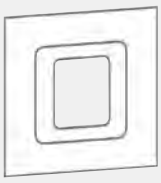

Expansion sleeve
For building sealing of SCHELL masterboxes according to DIN 18534.

Scope of delivery
- Expansion sleeve
- Adhesive tape

Technical data
- Dimensions: w 267 mm x h 280 mm

PU: 1, W: 0,11 kg/Piece **00 919 00 99**

In connection with
- Concealed Masterbox WBW-E-V 01 947 00 99 Page 106 or
- Concealed Masterbox WBW-E-M 01 946 00 99 Page 110 or
- Concealed Masterbox WBD-E-M 01 904 00 99 Page 143 or
- Concealed Masterbox WBD-E-V 01 822 00 99 Page 144 or
- Concealed Masterbox WBD-SC-M 01 867 00 99 Page 151 or
- Concealed Masterbox WBD-SC-V 01 827 00 99 Page 152

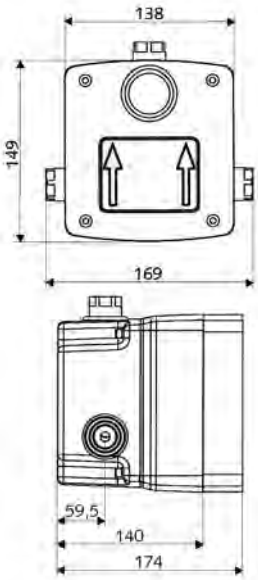

Product description	Article number

Concealed Masterbox WBD-E-V
Pre-mixed water

For LINUS Basic D-C-V concealed shower fitting. Electronic actuation. With sealed housing bushings and internal isolating valve.

Scope of delivery
- Masterbox
  - Roughing-in housing
  - Concealed shower tap with isolating valve
  - 6 V solenoid valve
  - Pre-filter
  - Backflow preventer (EN 1717: EB-type)
- Flushing nozzle
- Flush-mounted cap

Technical data
- Flow at 3 bar: 15 l/min
- Flow pressure: 1.0 - 5.0 bar
- Max. Resting pressure: 8 bar
- Max. operating temperature: 70 °C (80 °C for thermal disinfection)
- Material: Housing Plastic; Waterpath Dezincification-resistant brass, conform to German drinking water regulations
- Dimensions: w 138 mm x h 149 mm x d 140 mm
- Installation depth: 100 - 124 mm
- Connection: DN 15 G 1/2 IG
- Outlet: DN 15 G 1/2 IG
- Certificates: P-IX 18001/IA, ACS, Belgaqua
- Noise class: I
- Flow class: A

PU: 1, W: 1,79 kg/Piece **01 822 00 99**

BELGAQUA

Necessary associated articles
- Concealed shower LINUS Basic D-C-V 01 921 28 99 Page 147

For building sealing according to DIN 18534
- Expansion sleeve 00 919 00 99 Page 106, 110, 143, 144, 151, 152

Recommended associated articles
- Shower module MONTUS 03 091 00 99 Page 154, 278

Installation Note
- Provide power supply in accordance with the respective shower electronics.

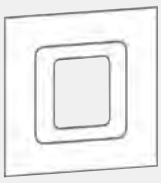

Expansion sleeve

For building sealing of SCHELL masterboxes according to DIN 18534.

Scope of delivery
- Expansion sleeve
- Adhesive tape

Technical data
- Dimensions: w 267 mm x h 280 mm

PU: 1, W: 0,11 kg/Piece **00 919 00 99**

In connection with
- Concealed Masterbox WBW-E-V 01 947 00 99 Page 106 or
- Concealed Masterbox WBW-E-M 01 946 00 99 Page 110 or
- Concealed Masterbox WBD-E-M 01 904 00 99 Page 143 or
- Concealed Masterbox WBD-E-V 01 822 00 99 Page 144 or
- Concealed Masterbox WBD-SC-M 01 867 00 99 Page 151 or
- Concealed Masterbox WBD-SC-V 01 827 00 99 Page 152

SSC

SWS

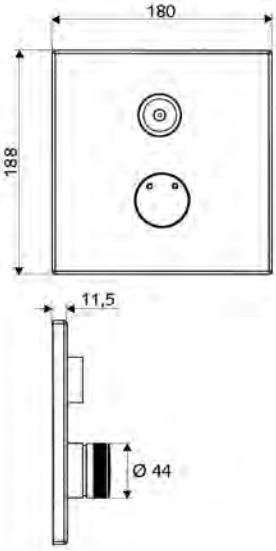

Finishing set for concealed Masterbox 01 904 00 99

Product description	Article number

Concealed shower LINUS D-C-M

Mixed water

For WBD-E-M concealed masterbox. Triggering via CVD-Touch electronics with automatic closing. Optional battery or mains operation. Suitable for networking with the SCHELL SWS water management system. Configurable via SCHELL Single Control SSC.

Scope of delivery
- Front panel
  - Mixed water operating button with push sleeve
  - CVD-Touch electronics, programmable, IP65 protection against low-pressure water jets
- Mounting frame
- Fastening material

Technical data
- Setting options via SWS SSC
  - Actuation force (soft/medium/hard)
  - Manual programming (off/on)
  - Max. flow time (1-950 s)
  - Stagnation flush (off/1-1000 s, every 1-250 h after last flush/every 1-250 h)
  - Actuation timeout (off/1-255 s, timeout 1-2000 min)
- Setting options via manual programming
  - Max. flow time (4-120 s, 10 program stages)
  - Stagnation flush (off/20 s, every 24 h)
- Material: Actuation Brass
- Surface: Actuation Chrome
- Dimensions front plate: w 180 mm x h 188 mm x d 11.5 mm
- Protection class: IP 65 (CVD-Touch-Elektronik)

Material: Front panel Brass, Surface: Front panel Chrome **PU: 1, W: 1,57 kg/Piece**	**01 919 06 99**
Material: Front panel Stainless steel, Surface: Front panel Brushed stainless steel **PU: 1, W: 1,55 kg/Piece**	**01 919 28 99**

Necessary associated articles
- Concealed Masterbox WBD-E-M 01 904 00 99 Page 143
- Universal 6 V battery compartment 01 557 00 99 Page 136, 149, 181, 211, 235 or
- Concealed power supply unit 9 VDC, 100 - 240 VAC, 50 - 60 Hz 01 315 00 99 Page 136, 148, 180, 210, 234 or
- Top-hat rail transformer 9 VDC, 100 - 240 VAC, 50 - 60 Hz 01 582 00 99 Page 137, 148, 180, 211, 234 or
- Electrical junction box 9 VDC, 100 - 240 VAC, 50 - 60 Hz 01 583 00 99 Page 137

Recommended associated articles
- Universal connection cable 5 m 01 570 00 99 Page 137, 149, 181, 211, 235 or
- Universal connection cable 10 m 01 571 00 99 Page 137, 149, 181, 211, 235
- CVD-protection filter 00 906 00 99 Page 137, 149, 181
- Shower head COMFORT Flex 01 821 06 99 Page 158, 202 or
- Low aerosol shower head 01 814 06 99 Page 158, 202
- SWS Server 00 500 00 99 Page 18
- SWS Bus extender cable BE-K 00 501 00 99 Page 20 and/or
- SWS Bus extender wireless BE-F 00 502 00 99 Page 20
- SSC Bluetooth® module 00 916 00 99 Page 36, 75, 129, 184, 203, 253

Where masterbox installation is too deep
- Extension set D-C-M 01 888 06 99 Page 161 or
- Extension set D-C-M 01 889 06 99 Page 161

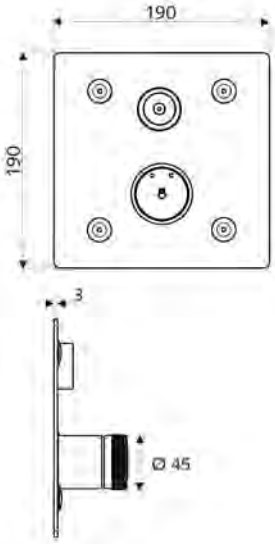

SSC

SWS

Finishing set for concealed Masterbox 01 904 00 99

Product description	Article number

Concealed shower LINUS Basic D-C-M
Mixed water

For WBD-E-M concealed masterbox. Triggering via CVD-Touch electronics with automatic closing. Optional battery or mains operation. Suitable for networking with the SCHELL SWS water management system. Configurable via SCHELL Single Control SSC.

Scope of delivery
- Front panel
  - Mixed water operating button with push sleeve
  - CVD-Touch electronics, programmable, IP65 protection against low-pressure water jets
- Fastening material

Technical data
- Setting options via SWS SSC
  - Actuation force (soft/medium/hard)
  - Manual programming (off/on)
  - Max. flow time (1-950 s)
  - Stagnation flush (off/1-1000 s, every 1-250 h after last flush/every 1-250 h)
  - Actuation timeout (off/1-255 s, timeout 1-2000 min)
- Setting options via manual programming
  - Max. flow time (4-120 s, 10 program stages)
  - Stagnation flush (off/20 s, every 24 h)
- Material: Actuation Brass; Front panel Stainless steel
- Surface: Actuation Chrome; Front panel Brushed stainless steel
- Dimensions front plate: w 190 mm x h 190 mm x d 3 mm
- Protection class: IP 65 (CVD-Touch-Elektronik)

Surface: Front panel Brushed stainless steel
PU: 1, W: 1,54 kg/Piece **01 920 28 99**

Necessary associated articles
- Concealed Masterbox WBD-E-M 01 904 00 99 Page 143
- Universal 6 V battery compartment 01 557 00 99 Page 136, 149, 181, 211, 235 or
- Concealed power supply unit 9 VDC, 100 - 240 VAC, 50 - 60 Hz 01 315 00 99 Page 136, 148, 180, 210, 234 or
- Top-hat rail transformer 9 VDC, 100 - 240 VAC, 50 - 60 Hz 01 582 00 99 Page 137, 148, 180, 211, 234 or
- Electrical junction box 9 VDC, 100 - 240 VAC, 50 - 60 Hz 01 583 00 99 Page 148

Recommended associated articles
- Universal connection cable 5 m 01 570 00 99 Page 137, 149, 181, 211, 235 or
- Universal connection cable 10 m 01 571 00 99 Page 137, 149, 181, 211, 235
- CVD-protection filter 00 906 00 99 Page 137, 149, 181
- Shower head COMFORT Flex 01 821 06 99 Page 158, 202 or
- Low aerosol shower head 01 814 06 99 Page 158, 202
- SWS Server 00 500 00 99 Page 18
- SWS Bus extender cable BE-K 00 501 00 99 Page 20 and/or
- SWS Bus extender wireless BE-F 00 502 00 99 Page 20
- SSC Bluetooth® module 00 916 00 99 Page 36, 75, 129, 184, 203, 253

Where masterbox installation is too deep
- Extension set D-C-M 01 888 06 99 Page 161 or
- Extension set D-C-M 01 889 06 99 Page 161

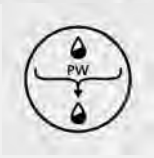

SSC

SWS

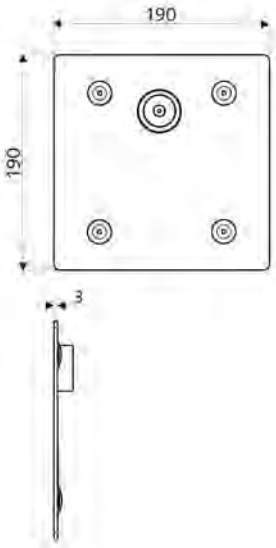

Finishing set for concealed Masterbox 01 822 00 99

Product description	Article number

Concealed shower LINUS Basic D-C-V
Pre-mixed water

For WBD-E-V concealed masterbox. Triggering via CVD-Touch electronics with automatic closing. Optional battery or mains operation. Suitable for networking with the SCHELL SWS water management system. Configurable via SCHELL Single Control SSC.

Scope of delivery
- Front panel
  - CVD-Touch electronics, programmable, IP65 protection against low-pressure water jets
- Fastening material

Technical data
- Setting options via SWS SSC
  - Actuation force (soft/medium/hard)
  - Manual programming (off/on)
  - Max. flow time (1-950 s)
  - Stagnation flush (off/1-1000 s, every 1-250 h after last flush/every 1-250 h)
  - Actuation timeout (off/1-255 s, timeout 1-2000 min)
- Setting options via manual programming
  - Max. flow time (4-120 s, 10 program stages)
  - Stagnation flush (off/20 s, every 24 h)
- Material: Actuation Brass; Front panel Stainless steel
- Surface: Actuation Chrome; Front panel Brushed stainless steel
- Dimensions front plate: w 190 mm x h 190 mm x d 3 mm
- Protection class: IP 65 (CVD-Touch-Elektronik)

Surface: Front panel Brushed stainless steel
PU: 1, W: 1,35 kg/Piece **01 921 28 99**

Necessary associated articles
- Concealed Masterbox WBD-E-V 01 822 00 99 Page 144
- Universal 6 V battery compartment 01 557 00 99 Page 136, 149, 181, 211, 235 or
- Concealed power supply unit 9 VDC, 100 - 240 VAC, 50 - 60 Hz 01 315 00 99 Page 136, 148, 180, 210, 234 or
- Top-hat rail transformer 9 VDC, 100 - 240 VAC, 50 - 60 Hz 01 582 00 99 Page 137, 148, 180, 211, 234 or
- Electrical junction box 9 VDC, 100 - 240 VAC, 50 - 60 Hz 01 583 00 99 Page 148

Recommended associated articles
- Universal connection cable 5 m 01 570 00 99 Page 137, 149, 181, 211, 235 or
- Universal connection cable 10 m 01 571 00 99 Page 137, 149, 181, 211, 235
- CVD-protection filter 00 906 00 99 Page 137, 149, 181
- Shower head COMFORT Flex 01 821 06 99 Page 158, 202 or
- Low aerosol shower head 01 814 06 99 Page 158, 202
- SWS Server 00 500 00 99 Page 18
- SWS Bus extender cable BE-K 00 501 00 99 Page 20 and/or
- SWS Bus extender wireless BE-F 00 502 00 99 Page 20
- SSC Bluetooth® module 00 916 00 99 Page 36, 75, 129, 184, 203, 253

Product description	Article number

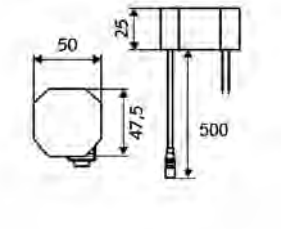

Concealed power supply unit 9 VDC, 100 - 240 VAC, 50 - 60 Hz

For supplying power to 1-12 CVD-Touch and/or infrared sensor electronics. Suitable for all SSC- and SWS-capable fittings.

Scope of delivery
- Concealed mains adapter
- Adapter cable

Technical data
- Input: 100 - 240 VAC, 50 - 60 Hz
- Output: 9 VDC, 0.66 A

PU: 1, W: 0,14 kg/Piece **01 315 00 99**

Necessary associated articles
- Universal connection cable 5 m 01 570 00 99 Page 137, 149, 181, 211, 235 or
- Universal connection cable 10 m 01 571 00 99 Page 137, 149, 181, 211, 235

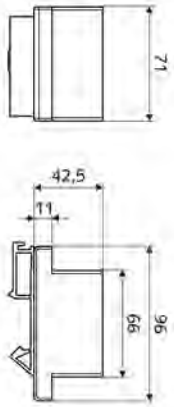

Top-hat rail transformer 9 VDC, 100 - 240 VAC, 50 - 60 Hz

For supplying power to 1-12 CVD-Touch and/or infrared sensor electronics. Suitable for all SSC- and SWS-capable fittings. For mounting on 35 mm top-hat rail (EN 60715).

Scope of delivery
- Mains adapter
  - Housing for top-hat rail installation
- Adapter cable

Technical data
- Input: 100 - 240 VAC, 50 - 60 Hz, Cable on braid
- Output: 9 VDC, 0.66 A, on plug connectors

PU: 1, W: 0,21 kg/Piece **01 582 00 99**

Necessary associated articles
- Universal connection cable 5 m 01 570 00 99 Page 137, 149, 181, 211, 235 or
- Universal connection cable 10 m 01 571 00 99 Page 137, 149, 181, 211, 235

Installation Note
- Terminal strip and top-hat rail on site.

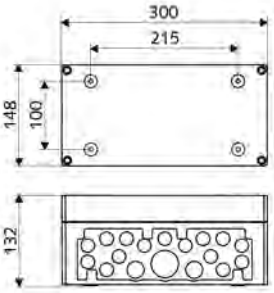

Electrical junction box 9 VDC, 100 - 240 VAC, 50 - 60 Hz

For 1-12 CVD-Touch and/or infrared sensor electronics. Suitable for all SSC- and SWS-capable fittings. Housing with cut-outs for ISO clamp fittings and 4-way cover locking.

Scope of delivery
- Electrical junction box
  - Top-hat rail, pre-assembled
  - 12-way connecting terminal block
  - Top-hat rail transformer

Technical data
- Input: 100 - 240 VAC, 50 - 60 Hz, Cable on braid
- Output: 9 VDC, 0.66 A, on plug connectors
- Protection class: IP 65

PU: 1, W: 1,62 kg/Piece **01 583 00 99**

Necessary associated articles
- Universal connection cable 5 m 01 570 00 99 Page 137, 149, 181, 211, 235 or
- Universal connection cable 10 m 01 571 00 99 Page 137, 149, 181, 211, 235

Product description	Article number
Universal connection cable To connect the mains adapter and the electronic tap. Suitable for all SSC- and SWS-capable fittings.	
length: 5 m **PU: 1, W: 0,12 kg/Piece**	**01 570 00 99**
length: 10 m **PU: 1, W: 0,22 kg/Piece**	**01 571 00 99**

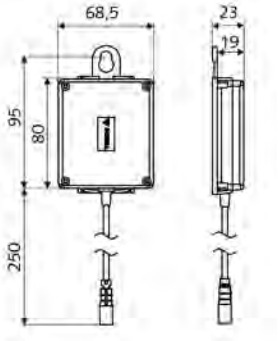

Universal 6 V battery compartment

Suitable for all SSC- and SWS-capable fittings.

Scope of delivery
- 6 V battery compartment, protection class IP65
- 4x AA alkaline battery 1.5 V
- Wall bracket
- Fastening material
- Velcro strip 100 mm

PU: 1, W: 0,20 kg/Piece	**01 557 00 99**

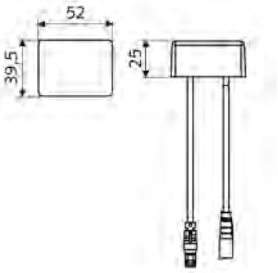

CVD-protection filter

Filters out undesirable peaks from non-VDE electrical installations to prevent malfunctions in CVD-Touch electronics.

PU: 1, W: 0,12 kg/Piece	**00 906 00 99**

In connection with
- Concealed shower LINUS D-C-T 01 918 06 99 Page 134 or
- Concealed shower LINUS D-C-T 01 918 28 99 Page 134 or
- Concealed shower LINUS Basic D-C-T 01 909 28 99 Page 135 or
- Concealed shower LINUS D-C-M 01 919 06 99 Page 145 or
- Concealed shower LINUS D-C-M 01 919 28 99 Page 145 or
- Concealed shower LINUS Basic D-C-M 01 920 28 99 Page 146 or
- Concealed shower LINUS Basic D-C-V 01 921 28 99 Page 147 or
- Shower panel LINUS DP-C-T 00 819 08 99 Page 168 or
- Shower panel LINUS DP-C-T 00 820 08 99 Page 169 or
- Shower panel LINUS DP-C-T 00 822 08 99 Page 168 or
- Shower panel LINUS DP-C-T 00 823 08 99 Page 169 or
- Shower panel LINUS Inox DP-C-T 00 841 28 99 Page 174 or
- Shower panel LINUS Inox DP-C-T 00 842 28 99 Page 175 or
- Shower panel LINUS Inox DP-C-T 00 843 28 99 Page 174 or
- Shower panel LINUS Inox DP-C-T-H 00 846 28 99 Page 177 or
- Shower panel LINUS Inox DP-C-T-D-H 00 847 28 99 Page 178

Note
- CVD protective filter cannot be used together with networked fittings in the SWS water management system.

Overview concealed showers (Finishing sets)

		Functional features												
		Function			Temperature			Hygiene		Energy suply		Surface		
		Single-lever	Self-closing electronic	Self-closing mechanical	Premixed water	Mixed water	Thermostat	Stagnation / hygienic flush	Thermal desinfection	Battery operation	Mains operation	Chrome	Stainless steel	
LINUS D-SC-M														**Page**
	01 832 06 99			•		•						•		153
	01 832 28 99			•		•							•	153
LINUS Basic D-SC-M														**Page**
	01 902 28 99			•		•							•	153
LINUS D-SC-V														**Page**
	01 833 06 99			•	•							•		154
	01 833 28 99			•	•								•	154

Ordering information:
Please observe that for each finishing set, the corresponding concealed Masterbox with the recommended associated / required item must also be ordered.

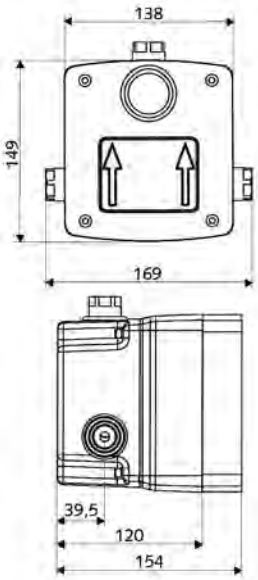

BELGAQUA

Product description	Article number

Concealed Masterbox WBD-SC-M
Mixed water

For LINUS/LINUS Basic D-SC-M concealed shower fittings. Manual actuation with automatic closing. With sealed housing bushings and internal isolating valve.

Scope of delivery
- Masterbox
  - Roughing-in housing
  - Concealed shower tap with 2 isolating valves
  - Self-closing cartridge SC II with hot water restrictor
  - 2 pre-filters
  - 2 backflow preventers (EN 1717: EB-type)
- Flushing nozzle
- Flush-mounted cap

Technical data
- Running time: 5 - 30 s
- Flow at 3 bar: 10 l/min
- Flow pressure: 1.0 - 5.0 bar
- Max. Resting pressure: 8 bar
- Max. operating temperature: 70 °C (80 °C for thermal disinfection)
- Material: Housing Plastic; Waterpath Dezincification-resistant brass, conform to German drinking water regulations
- Dimensions: w 138 mm x h 149 mm x d 120 mm
- Installation depth: 80 - 104 mm
- Connection: 2x G 1/2 IG
- Outlet: G 1/2 IG
- Certificates: P-IX 19960/IB, DIN-DVGW, ACS, Belgaqua
- Noise class: I
- Flow class: B

PU: 1, W: 1,91 kg/Piece **01 867 00 99**

Necessary associated articles
- Concealed shower LINUS D-SC-M 01 832 06 99 Page 153 or
- Concealed shower LINUS D-SC-M 01 832 28 99 Page 153

For building sealing according to DIN 18534
- Expansion sleeve 00 919 00 99 Page 106, 110, 143, 144, 151, 152

Recommended associated articles
- Shower module MONTUS 03 091 00 99 Page 154, 278

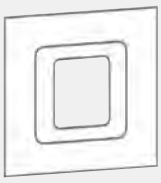

Expansion sleeve
For building sealing of SCHELL masterboxes according to DIN 18534.

Scope of delivery
- Expansion sleeve
- Adhesive tape

Technical data
- Dimensions: w 267 mm x h 280 mm

PU: 1, W: 0,11 kg/Piece **00 919 00 99**

In connection with
- Concealed Masterbox WBW-E-V 01 947 00 99 Page 106 or
- Concealed Masterbox WBW-E-M 01 946 00 99 Page 110 or
- Concealed Masterbox WBD-E-M 01 904 00 99 Page 143 or
- Concealed Masterbox WBD-E-V 01 822 00 99 Page 144 or
- Concealed Masterbox WBD-SC-M 01 867 00 99 Page 151 or
- Concealed Masterbox WBD-SC-V 01 827 00 99 Page 152

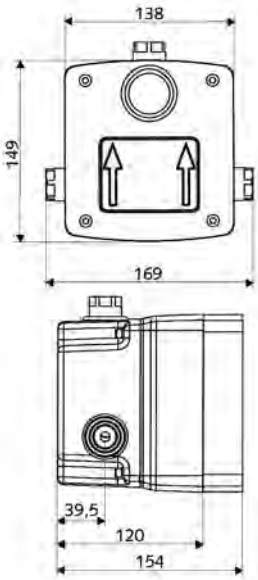

Product description	Article number

Concealed Masterbox WBD-SC-V

Pre-mixed water

For LINUS D-SC-V concealed shower fittings. Manual actuation with automatic closing. With sealed housing bushings and internal isolating valve.

Scope of delivery
- Masterbox
  - Roughing-in housing
  - Concealed shower tap with isolating valve
  - Self-closing cartridge SC II
  - Pre-filter
  - Backflow preventer (EN 1717: EB-type)
- Flushing nozzle
- Flush-mounted cap

Technical data
- Running time: 5 - 30 s
- Flow at 3 bar: 10 l/min
- Flow pressure: 1.0 - 5.0 bar
- Max. Resting pressure: 8 bar
- Material: Housing Plastic; Waterpath Dezincification-resistant brass, conform to German drinking water regulations
- Dimensions: w 138 mm x h 149 mm x d 120 mm
- Installation depth: 80 - 104 mm
- Connection: G 1/2 IG
- Outlet: G 1/2 IG
- Certificates: P-IX 19960/IB, DIN-DVGW, ACS, Belgaqua
- Noise class: I
- Flow class: B

PU: 1, W: 1,70 kg/Piece **01 827 00 99**

BELGAQUA

Necessary associated articles
- Concealed shower LINUS D-SC-V 01 833 06 99 Page 154 or
- Concealed shower LINUS D-SC-V 01 833 28 99 Page 154

For building sealing according to DIN 18534
- Expansion sleeve 00 919 00 99 Page 106, 110, 143, 144, 151, 152

Recommended associated articles
- Shower module MONTUS 03 091 00 99 Page 154, 278

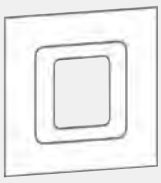

Expansion sleeve

For building sealing of SCHELL masterboxes according to DIN 18534.

Scope of delivery
- Expansion sleeve
- Adhesive tape

Technical data
- Dimensions: w 267 mm x h 280 mm

PU: 1, W: 0,11 kg/Piece **00 919 00 99**

In connection with
- Concealed Masterbox WBW-E-V 01 947 00 99 Page 106 or
- Concealed Masterbox WBW-E-M 01 946 00 99 Page 110 or
- Concealed Masterbox WBD-E-M 01 904 00 99 Page 143 or
- Concealed Masterbox WBD-E-V 01 822 00 99 Page 144 or
- Concealed Masterbox WBD-SC-M 01 867 00 99 Page 151 or
- Concealed Masterbox WBD-SC-V 01 827 00 99 Page 152

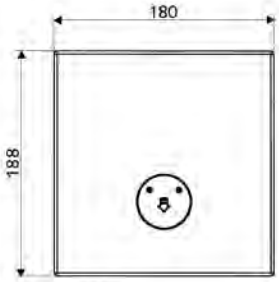

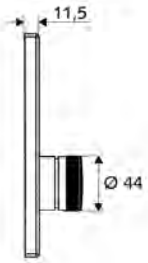

Finishing set for concealed Masterbox 01 867 00 99

Product description	Article number

Concealed shower LINUS D-SC-M
Mixed water

For WBD-SC-M concealed masterbox. Manual actuation with automatic closing.

Scope of delivery
- Front panel
  - SC-M self-closing button with push sleeve
- Mounting frame
- Fastening material

Technical data
- Material: Actuation Brass
- Surface: Actuation Chrome
- Dimensions front plate: w 180 mm x h 188 mm x d 11.5 mm

Material: Front panel Brass, Surface: Front panel Chrome **PU: 1, W: 1,22 kg/Piece**	**01 832 06 99**
Material: Front panel Stainless steel, Surface: Front panel Brushed stainless steel **PU: 1, W: 1,24 kg/Piece**	**01 832 28 99**

Necessary associated articles
- Concealed Masterbox WBD-SC-M 01 867 00 99 Page 151

Recommended associated articles
- Shower head COMFORT Flex 01 821 06 99 Page 158, 202 or
- Low aerosol shower head 01 814 06 99 Page 158, 202

Where masterbox installation is too deep
- Extension cartridge D-SC-M 29 648 06 99 Page 161 or
- Extension cartridge D-SC-M 29 649 06 99 Page 161

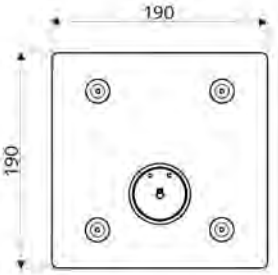

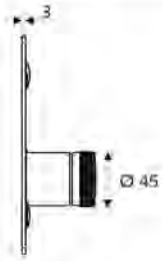

Finishing set for concealed Masterbox 01 867 00 99

Concealed shower LINUS Basic D-SC-M
Mixed water

For WBD-SC-M concealed masterbox. Manual actuation with automatic closing.

Scope of delivery
- Front panel
  - SC-M self-closing button with push sleeve
- Fastening material

Technical data
- Material: Actuation Brass; Front panel Stainless steel
- Surface: Actuation Chrome; Front panel Brushed stainless steel
- Dimensions front plate: w 190 mm x h 190 mm x d 3 mm

Surface: Front panel Brushed stainless steel **PU: 1, W: 1,40 kg/Piece**	**01 902 28 99**

Necessary associated articles
- Concealed Masterbox WBD-SC-M 01 867 00 99 Page 151

Recommended associated articles
- Shower head COMFORT Flex 01 821 06 99 Page 158, 202 or
- Low aerosol shower head 01 814 06 99 Page 158, 202

Where masterbox installation is too deep
- Extension cartridge D-SC-M 29 648 06 99 Page 161 or
- Extension cartridge D-SC-M 29 649 06 99 Page 161

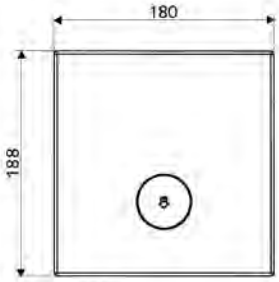

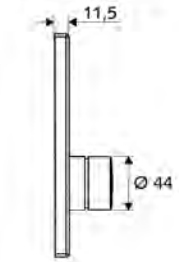

Finishing set for concealed Masterbox 01 827 00 99

Product description	Article number

Concealed shower LINUS D-SC-V

Pre-mixed water

For WBD-SC-V concealed masterbox. Manual actuation with automatic closing.

Scope of delivery
- Front panel
  - SC-V self-closing button with push sleeve
- Mounting frame
- Fastening material

Technical data
- Material: Actuation Brass
- Surface: Actuation Chrome
- Dimensions front plate: w 180 mm x h 188 mm x d 11.5 mm

Material: Front panel Brass, Surface: Front panel Chrome **PU: 1, W: 1,40 kg/Piece**	**01 833 06 99**
Material: Front panel Stainless steel, Surface: Front panel Brushed stainless steel **PU: 1, W: 1,44 kg/Piece**	**01 833 28 99**

Necessary associated articles
- Concealed Masterbox WBD-SC-V 01 827 00 99 Page 152

Recommended associated articles
- Shower head COMFORT Flex 01 821 06 99 Page 158, 202 or
- Low aerosol shower head 01 814 06 99 Page 158, 202

Where masterbox installation is too deep
- Extension set D-SC-V / W-SC-V 25 mm 01 872 06 99 Page 128, 161 or
- Extension set D-SC-V / W-SC-V 50 mm 01 873 06 99 Page 128, 161

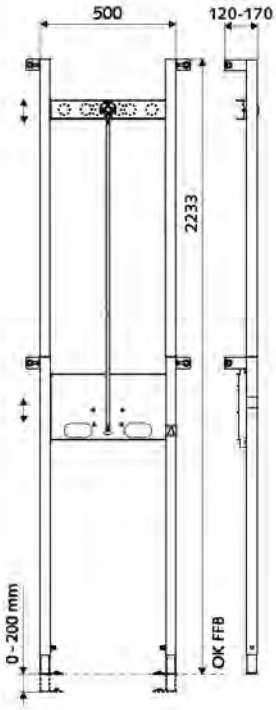

Shower module MONTUS

Shower module, height 223.3 cm. For stud wall or pre-wall mounting or exposed installation. Self-supporting, powder-coated steel profiled frame with height-adjustable feet and cross bars. Prepared for connection to SCHELL concealed masterboxes (shower).

Scope of delivery
- Shower module
  - Cross bar with noise-insulated shower head connection, height-adjustable
  - Cross bar for masterbox, height-adjustable
  - Flexible hose
  - Height-adjustable mounting feet 0-20 cm
- Mounting bracket
- Fastening material for mounting feet

Technical data
- Material: Outlet Brass, conform to German drinking water regulations; Frame Steel
- Surface: Frame Powder coat finish
- Dimensions: w 50 cm x h 223.3 cm
- Water outlet: DN 15 G 1/2 IG

PU: 1, W: 14,64 kg/Piece	**03 091 00 99**

Necessary associated articles
- Concealed Masterbox WBD-E-T 01 802 00 99 Page 133 or
- Concealed Masterbox WBD-SC-T 01 800 00 99 Page 139 or
- Concealed Masterbox WBD-E-M 01 904 00 99 Page 143 or
- Concealed Masterbox WBD-E-V 01 822 00 99 Page 144 or
- Concealed Masterbox WBD-SC-M 01 867 00 99 Page 151 or
- Concealed Masterbox WBD-SC-V 01 827 00 99 Page 152
- Shower head COMFORT Flex 01 821 06 99 Page 158, 202 or
- Low aerosol shower head 01 814 06 99 Page 158, 202

SSC

Product description	Article number

SSC USB drive

The SSC USB stick includes the SSC USB software for parametrisation and diagnostics of SSC-capable SCHELL fittings.

System requirements
- Working memory: ≥1 GB RAM
- System software
  - Windows 10 (32-bit and 64-bit)
  - Windows 7 (32-bit and 64-bit)
  - Windows Vista (32-bit and 64-bit)
  - Windows XP (32-bit) with Service Pack 3
- Display resolution: ≥1024 × 768
- Available storage space: ≥150 MB
- USB port: Free USB 2.0 port

PU: 1, W: 0,04 kg/Piece **95 598 00 99**

Necessary associated articles
- SSC USB adapter 01 586 00 99 Page 37, 74, 129, 155, 253

SSC

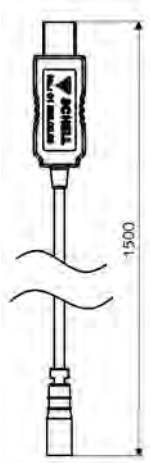

SSC USB adapter

The current SSC USB software with operating manual and drivers can be downloaded free of charge from www.schell.eu. The SSC USB adapter is used for parametrisation and diagnostics with SSC-capable SCHELL fittings.

System requirements
- Working memory: ≥1 GB RAM
- System software
  - Windows 10 (32-bit and 64-bit)
  - Windows 7 (32-bit and 64-bit)
  - Windows Vista (32-bit and 64-bit)
  - Windows XP (32-bit) with Service Pack 3
- Display resolution: ≥1024 × 768
- Available storage space: ≥150 MB
- USB port: Free USB 2.0 port

PU: 1, W: 0,05 kg/Piece **01 586 00 99**

Recommended associated articles
- SSC USB drive 95 598 00 99 Page 37, 74, 129, 155, 184

Product description	Article number

Thermal disinfection according to DVGW-workscheet W 551

Solenoid valve thermal disinfection
Monostable, 12 V

Solenoid valve can be retrofitted to the planned connection in a water path. Function: Hot water is routed to bypass the thermostatic valve. Selection is made by using the on-site connection (central building control system, key switch, etc.).

Scope of delivery
- TD solenoid valve, 12 V monostable with connecting nipple and pre-filter
- Adapter cable

PU: 1, W: 0,12 kg/Piece **01 875 00 99**

Necessary associated articles
- Concealed power supply unit 12 VDC, 100 - 240 VAC, 50 - 60 Hz 01 566 00 99 Page 157, 186 or
- Mains adapter VDC, 100-240 VAC, 50-60 Hz 01 490 00 99 Page 157, 186 or
- Electrical junction box 12 VDC, 100 - 240 VAC, 50 - 60 Hz 01 537 00 99 Page 157

Recommended associated articles
- Connection cable thermal disinfection 5 m 51 014 00 99 Page 156, 187 or
- Connection cable thermal disinfection 10 m 51 015 00 99 Page 156, 187
- Thermal disinfection key switch 01 538 00 99 Page 156, 187

Connection cable thermal disinfection
To connect the 12 V mains adapter with the solenoid valve for thermal disinfection.

length: 5 m
PU: 1, W: 0,13 kg/Piece **51 014 00 99**

length: 10 m
PU: 1, W: 0,28 kg/Piece **51 015 00 99**

Recommended associated articles
- Solenoid valve thermal disinfection 01 875 00 99 Page 156, 187

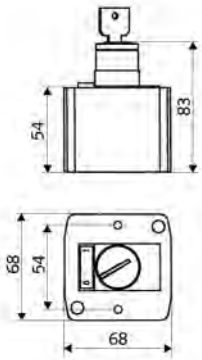

Thermal disinfection key switch
For activating thermal disinfection or a cleaning stop.
Keys snaps into place and lockable in 2 positions.

Scope of delivery
- Exposed key switch 240 V/3 A
- 2 keys

Technical data
- Protection class: IP 65

PU: 1, W: 0,19 kg/Piece **01 538 00 99**

Necessary associated articles
- Solenoid valve thermal disinfection 01 875 00 99 Page 156, 187
- Concealed power supply unit 12 VDC, 100 - 240 VAC, 50 - 60 Hz 01 566 00 99 Page 157, 186 or
- Mains adapter VDC, 100-240 VAC, 50-60 Hz 01 490 00 99 Page 157, 186 or
- Electrical junction box 12 VDC, 100 - 240 VAC, 50 - 60 Hz 01 537 00 99 Page 157

Installation Note
- Connection only to SCHELL monostable solenoid valves with SCHELL mains adapters or elec. dist. boxes.

Product description	Article number

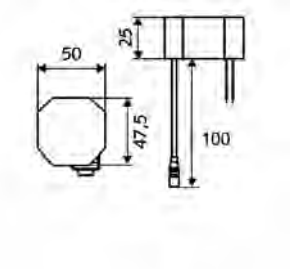

Concealed power supply unit 12 VDC, 100 - 240 VAC, 50 - 60 Hz

For up to 2 solenoid valves for thermal disinfection. Suitable for standard concealed appliance sockets Ø 68 mm, T = min. 47 mm.

Scope of delivery
- Mains adapter
- Adapter cable

Technical data
- Input: 100 - 240 VAC, 50 - 60 Hz, Cable on braid
- Output: 12 VDC, on plug connectors

PU: 1, W: 0,11 kg/Piece **01 566 00 99**

Necessary associated articles
- Solenoid valve thermal disinfection 01 875 00 99 Page 156, 187
- Connection cable thermal disinfection 5 m 51 014 00 99 Page 156, 187 or
- Connection cable thermal disinfection 10 m 51 015 00 99 Page 156, 187

Installation Note
- Always use SCHELL connection cables.

Mains adapter VDC, 100-240 VAC, 50-60 Hz

For up to 12 solenoid valves for thermal disinfection. For mounting on 35 mm top-hat rail (according to EN 60715).

Scope of delivery
- Mains adapter

Technical data
- Input: 100 - 240 VAC, 50 - 60 Hz
- Output: 12 VDC, 2.5 A

PU: 1, W: 0,20 kg/Piece **01 490 00 99**

Necessary associated articles
- Solenoid valve thermal disinfection 01 875 00 99 Page 156, 187
- Connection cable thermal disinfection 5 m 51 014 00 99 Page 156, 187 or
- Connection cable thermal disinfection 10 m 51 015 00 99 Page 156, 187

Installation Note
- Always use SCHELL connection cables.
- Terminal strip and top-hat rail on site.

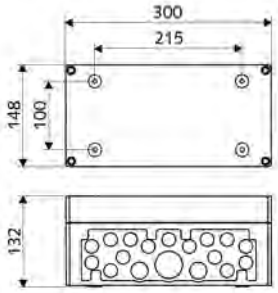

Electrical junction box 12 VDC, 100 - 240 VAC, 50 - 60 Hz

For up to 12 solenoid valves for thermal disinfection. Housing with cut-outs for ISO clamp fittings and 4-way cover locking.

Scope of delivery
- Electrical junction box
  - Top-hat rail, pre-assembled
  - 12-way connecting terminal block
  - Top-hat rail transformer

Technical data
- Input: 100 - 240 VAC, 50 - 60 Hz
- Output: 12 VDC, 2.5 A
- Protection class: IP 65

PU: 1, W: 1,51 kg/Piece **01 537 00 99**

Necessary associated articles
- Solenoid valve thermal disinfection 01 875 00 99 Page 156, 187
- Connection cable thermal disinfection 5 m 51 014 00 99 Page 156, 187 or
- Connection cable thermal disinfection 10 m 51 015 00 99 Page 156, 187

Installation Note
- Always use SCHELL connection cables.

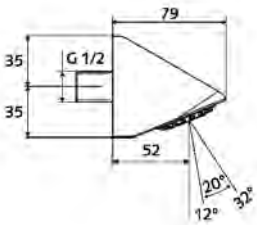



Product description	Article number

Shower head COMFORT Flex

Adjustable tilt angle. Vandal-resistant shower head, with soft stream and anti-limescale burls. Angled version minimises likelihood of use for suicide.

Scope of delivery
- Shower head

Technical data
- Flow: max. 9 l/min pressure independent
- Material: Housing Brass, conform to German drinking water regulations
- Surface: Chrome
- Tilt angle: 12 - 32 °
- Connection: DN 15 G 1/2 AG
- Certificates: P-IX 29941/IZ, DIN-DVGW, ACS, WRAS applied
- Noise class: I
- Flow class: Z

PU: 1, W: 0,50 kg/Piece **01 821 06 99**

Recommended associated articles
- Sampling valve COMFORT Flex 01 823 00 99 Page 159, 183

Note
- Jet pattern 12°: a 260 mm, b 430 mm, c 690 mm
- Jet pattern 32°: a 730 mm, b 480 mm, c 1210 mm

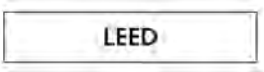

Flow restrictor LEED
For COMFORT Flex shower head.

Flow restrictor for reducing the flow volume while maintaining user comfort. 3 LEED points when used in the public or private sector.

Technical data
- Flow: max. 6 l/min pressure independent

PU: 1, W: 0,001 kg/Piece **63 017 00 99**

In connection with
- Shower head COMFORT Flex 01 821 06 99 Page 158, 202

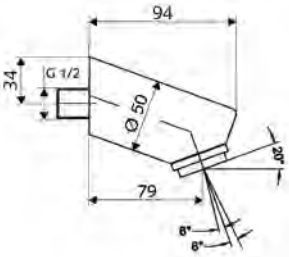

Low aerosol shower head

Vandal-resistant shower head, with adjustable tilt angle. Angled version minimises likelihood of use for suicide.

Technical data
- Flow: max. 9 l/min pressure independent
- Material: Housing Brass, conform to German drinking water regulations
- Surface: Housing Chrome
- Tilt angle: 14 - 26 °
- Connection: DN 15 G 1/2 AG

PU: 1, W: 1,11 kg/Piece **01 814 06 99**

Product description	Article number

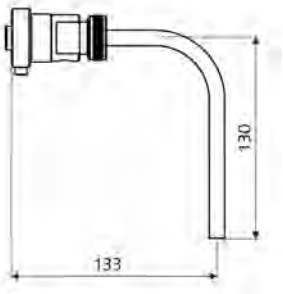

Sampling valve COMFORT Flex

Valve for sampling according to DIN ISO 19458.

Scope of delivery
- Sampling valve
- 90° sampling pipe with union nut and seals

Technical data
- Material: Union nut Brass; Sampling pipe Stainless steel; Housing Brass, conform to German drinking water regulations
- Max. operating temperature: 120 °C temporarily

PU: 1, W: 0,36 kg/Piece	**01 823 00 99**

In connection with
- Shower head COMFORT Flex 01 821 06 99 Page 158, 202

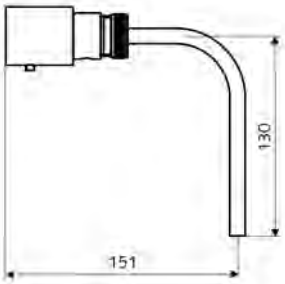

Sampling valve for shower heads

Valve for sampling according to DIN ISO 19458.

Scope of delivery
- Sampling valve
- 90° sampling pipe with union nut and seals

Technical data
- Material: Union nut Brass; Sampling pipe Stainless steel; Housing Brass, conform to German drinking water regulations
- Max. operating temperature: 120 °C temporarily

For BASIC shower head (until 2015) **PU: 1, W: 0,42 kg/Piece**	**01 816 00 99**
For COMFORT/ low aerosol shower head **PU: 1, W: 0,42 kg/Piece**	**01 817 00 99**

In connection with
- Shower head basic 01 844 06 99 Page 158, 202
- Low aerosol shower head 01 814 06 99 Page 158

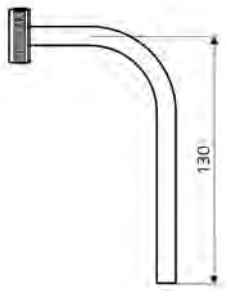

Sampling pipe for sampling valves

90° sampling pipe for sampling according to DIN ISO 19458.

Scope of delivery
- 90° sampling pipe with union nut and seals

Technical data
- Material: Union nut Brass; Sampling pipe Stainless steel
- Max. operating temperature: 120 °C temporarily
- Connection: G 3/4 IG

PU: 1, W: 0,09 kg/Piece	**50 756 00 99**

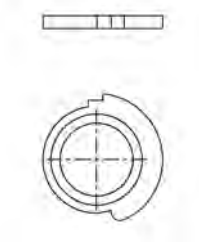

Product description	Article number

Locking disk

For locking the hot water limiting button.

Scope of delivery
- Locking disc

Technical data
- Material: Plastic

PU: 1, W: 0,004 kg/Piece **77 673 00 99**

In connection with
- Concealed shower LINUS D-C-T 01 918 06 99 Page 134 or
- Concealed shower LINUS D-C-T 01 918 28 99 Page 134 or
- Concealed shower LINUS Basic D-C-T 01 909 28 99 Page 135 or
- Concealed shower LINUS D-SC-T 01 809 28 99 Page 140 or
- Concealed shower LINUS D-SC-T 01 809 06 99 Page 140 or
- Concealed shower LINUS Basic D-SC-T 01 900 28 99 Page 140 or
- Shower panel LINUS DP-C-T 00 819 08 99 Page 168 or
- Shower panel LINUS DP-C-T 00 823 08 99 Page 169 or
- Shower panel LINUS DP-C-T 00 820 08 99 Page 169 or
- Shower panel LINUS DP-SC-T 00 802 08 99 Page 170 or
- Shower panel LINUS DP-C-T 00 822 08 99 Page 168 or
- Shower panel LINUS DP-SC-T 00 815 08 99 Page 170 or
- Shower panel LINUS DP-SC-T 00 825 08 99 Page 170 or
- Shower panel LINUS DP-SC-T 00 824 08 99 Page 170 or
- Shower panel LINUS Inox DP-C-T 00 841 28 99 Page 174 or
- Shower panel LINUS Inox DP-C-T 00 842 28 99 Page 175 or
- Shower panel LINUS Inox DP-C-T 00 843 28 99 Page 174 or
- Shower panel LINUS Inox DP-C-T-H 00 846 28 99 Page 177 or
- Shower panel LINUS Inox DP-C-T-D-H 00 847 28 99 Page 178

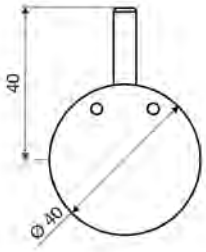

Handle for thermostat EasyGrip

With extended operating lever and fixed temperature end stop. Simplifies temperature setting, limits the maximum temperature. Accessories for all LINUS, LINUS Basic concealed shower fittings and LINUS exposed shower panels with thermostat.

Scope of delivery
- Handle for thermostat

Technical data
- Material: Brass
- Surface: Chrome

PU: 1, W: 0,21 kg/Piece **29 192 06 99**

In connection with
- Concealed shower LINUS D-C-T 01 918 06 99 Page 134 or
- Concealed shower LINUS D-C-T 01 918 28 99 Page 134 or
- Concealed shower LINUS Basic D-C-T 01 909 28 99 Page 135 or
- Concealed shower LINUS D-SC-T 01 809 28 99 Page 140 or
- Concealed shower LINUS D-SC-T 01 809 06 99 Page 140 or
- Concealed shower LINUS Basic D-SC-T 01 900 28 99 Page 140 or
- Shower panel LINUS DP-C-T 00 819 08 99 Page 168 or
- Shower panel LINUS DP-C-T 00 823 08 99 Page 169 or
- Shower panel LINUS DP-C-T 00 820 08 99 Page 169 or
- Shower panel LINUS DP-SC-T 00 802 08 99 Page 170 or
- Shower panel LINUS DP-SC-T 00 815 08 99 Page 170 or
- Shower panel LINUS DP-C-T 00 822 08 99 Page 168 or
- Shower panel LINUS DP-SC-T 00 825 08 99 Page 170 or
- Shower panel LINUS DP-SC-T 00 824 08 99 Page 170 or
- Shower panel LINUS Inox DP-C-T 00 841 28 99 Page 174 or
- Shower panel LINUS Inox DP-C-T 00 842 28 99 Page 175 or
- Shower panel LINUS Inox DP-C-T 00 843 28 99 Page 174 or
- Shower panel LINUS Inox DP-C-T-H 00 846 28 99 Page 177 or
- Shower panel LINUS Inox DP-C-T-D-H 00 847 28 99 Page 178

Product description	Article number

Extension set D-SC-V / W-SC-V
Pre-mixed water

Extension when installation of the concealed WBW-SC-V or WBD-SC-V masterboxes is too deep.

Technical data
- Material: Brass
- Surface: Chrome

extension by: 25 mm **PU: 1, W: 0,20 kg/Piece**	**01 872 06 99**
extension by: 50 mm **PU: 1, W: 0,29 kg/Piece**	**01 873 06 99**

In connection with
- Concealed Masterbox WBD-SC-V 01 827 00 99 Page 152
- Concealed shower LINUS D-SC-V 01 833 28 99 Page 154 or
- Concealed shower LINUS D-SC-V 01 833 06 99 Page 154

Extension cartridge D-SC-M

Extension when installation of the concealed WBW-SC-M masterbox is too deep.

Technical data
- Material: Brass
- Surface: Chrome

extension by: 25 mm **PU: 1, W: 0,58 kg/Piece**	**29 648 06 99**
extension by: 50 mm **PU: 1, W: 0,73 kg/Piece**	**29 649 06 99**

Recommended associated articles
- Concealed shower LINUS D-SC-M 01 832 06 99 Page 153 or
- Concealed shower LINUS D-SC-M 01 832 28 99 Page 153 or
- Concealed shower LINUS Basic D-SC-M 01 902 28 99 Page 153

Extension set D-C-M

Extension when installation of the concealed WBD-E-M masterbox is too deep.

Technical data
- Material: Brass
- Surface: Chrome

extension by: 25 mm **PU: 1, W: 0,27 kg/Piece**	**01 888 06 99**
extension by: 50 mm **PU: 1, W: 0,32 kg/Piece**	**01 889 06 99**

Recommended associated articles
- Concealed shower LINUS D-C-M 01 919 06 99 Page 145 or
- Concealed shower LINUS D-C-M 01 919 28 99 Page 145 or
- Concealed shower LINUS Basic D-C-M 01 920 28 99 Page 146

Product description	Article number

Extension set D-SC-T

Extension when installation of the concealed WBD-SC-T masterbox is too deep.

Technical data
- Material: Brass
- Surface: Chrome

extension by: 25 mm **PU: 1, W: 0,42 kg/Piece**	**01 859 06 99**
extension by: 50 mm **PU: 1, W: 0,57 kg/Piece**	**01 863 06 99**

In connection with
- Concealed shower LINUS D-SC-T 01 809 28 99 Page 140 or
- Concealed shower LINUS D-SC-T 01 809 06 99 Page 140 or
- Concealed shower LINUS Basic D-SC-T 01 900 28 99 Page 140

Extension set D-E-T

Extension when installation of the concealed WBD-E-T masterbox is too deep.

Technical data
- Material: Brass
- Surface: Chrome

extension by: 25 mm **PU: 1, W: 0,31 kg/Piece**	**01 860 06 99**
extension by: 50 mm **PU: 1, W: 0,38 kg/Piece**	**01 865 06 99**

In connection with
- Concealed shower LINUS D-C-T 01 918 06 99 Page 134 or
- Concealed shower LINUS D-C-T 01 918 28 99 Page 134 or
- Concealed shower LINUS Basic D-C-T 01 909 28 99 Page 135

.

1 Wash basin-, shower- and kitchen fittings

Product information 166 - 167 / 188 - 189

15 Shower panels from aluminium / Stainless steel

- CVD-Touch electronic - thermostat 168 - 169 / 174 - 175
- Self-closing - thermostat 170 / 176

Shower panels from aluminium

- Self-closing - mixed water / premixed water 171
- Single-lever - mixed water 172

Shower panels from Stainless steel

- CVD-Touch electronic - thermostat with shower head / hand shower 177- 178
- Accessories 173 / 179 - 187

14 Exposed shower fittings

Shower connection **at top / at bottom**

- CVD-Touch electronic 190 - 193
- Self-closing - mixed water thermostat 194 - 195
- Open/close - thermostat / Single-lever - mixed water 196 - 197
- Mixed water - thermostat 198
- Accessories 199 - 203

Shower panel LINUS Inox DP-C-T

Overview exposed shower fittings (Shower panels from Aluminium)

		Functional features														
		Function							Temperature			Hygiene		Energy suply		
		Suitable for connection to SWS	Capable of being parameterised by SSC	Single-lever	Self-closing electronic	Self-closing mechanical	shower head COMFORT Flex	low-aerosol shower head	Cold water / premixed water	Mixed water	Thermostat	Stagnation / hygienic flush	Electronic thermal desinfection	Battery operation	Mains operation	
LINUS DP-C-T																**Page**
	00 819 08 99	•	•		•		•			•	•	•	retrofit	•	•	168
	00 820 08 99		•		•		•			•	•	•	•	•	•	169
	00 830 08 99	•	•		•		•			•	•	•	•	•	•	168
	00 822 08 99	•	•		•			•		•	•	•	retrofit	•	•	168
	00 823 08 99		•		•			•		•	•	•	•	•	•	169
	00 829 08 99	•	•		•			•		•	•	•	•	•	•	168
LINUS DP-SC-T																**Page**
	00 802 08 99					•	•			•	•		retrofit			170
	00 815 08 99					•	•			•	•		•			170
	00 824 08 99					•		•		•	•		retrofit			170
	00 825 08 99					•		•		•	•		•			170
LINUS DP-SC-M/V																**Page**
	00 803 08 99					•	•			•						171
	00 804 08 99					•	•		•							171
	00 826 08 99					•		•		•						171
	00 827 08 99					•		•	•							171
LINUS DP-EH-M																**Page**
	00 828 08 99			•			•			•						172

Ordering information:
Please observe that for each exposed shower fitting (shower panel) the corresponding item / recommended associated items must also be ordered.

SCHELL Thermostat fitting

For facilities in which an individual temperature setting and at the same time constant shower depth water temperatures are required, the SCHELL shower fittings with thermostat are ideal. Above all, these designs should also be chosen if there is a risk of scalding, especially in accordance with EN 806-2, Chap. 9.3.2 in hospitals, schools, kindergartens, retirement homes, etc.
SCHELL thermostatic taps are designed so that they automatically switch off the hot water side when the cold water side fails.
A temperature limit of 38 ° C is preadjusted. But also a different temperature limit can be set.
The thermostatic taps have a release button that allows a temperature above the preadjusted temperature limit when it is unlocked.

Overview exposed shower fittings (Shower panels from Stainless steel)

		Functional features														
		Function						Temperature			Hygiene			Energy suply		
		Suitable for connection to SWS	Capable of being parameterised by SSC	Self-closing electronic	Self-closing mechanical	shower head COMFORT Flex	Hand shower	Premixed water	Mixed water	Thermostat	Stagnation / hygienic flush	Electronic thermal desinfection	Manual thermal disinfection	Battery operation	Mains operation	
LINUS Inox DP-C-T																**Page**
	00 841 28 99	•	•	•		•			•	•	•			•	•	174
	00 842 28 99	•	•	•		•			•	•	•		•	•	•	175
	00 843 28 99	•	•	•		•			•	•	•	•		•	•	174
LINUS Inox DP-SC-T																**Page**
	00 844 28 99				•	•			•	•						176
	00 845 28 99				•	•			•	•			•			176
LINUS Inox DP-C-T-H																**Page**
	00 846 28 99	•	•	•			•		•	•	•			•	•	177
LINUS Inox DP-C-T-D-H																**Page**
	00 847 28 99	•	•	•		•	•		•	•	•			•	•	178

Ordering information:
Please observe that for each exposed shower fitting (shower panel) the corresponding item / recommended associated items must also be ordered.

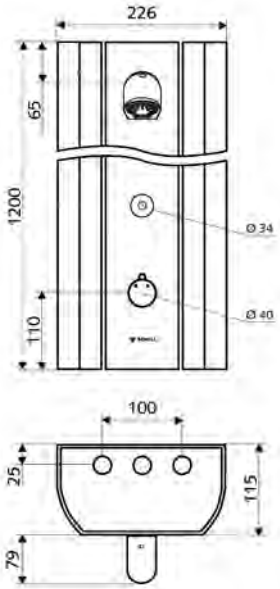

SWS

SSC

Product description	Article number

Shower panel LINUS DP-C-T
Mixed water, thermostat

Made from a strong extruded aluminium profile with a high-quality, anodised finish. Triggering via CVD-Touch electronics with automatic closing. Optional battery or mains operation. Suitable for networking with the SCHELL SWS water management system. Configurable via SCHELL Single Control SSC. Pivoting front panel for easy installation and servicing. Suitable for connections from rear or for exposed connections from above. Optionally with solenoid valve for thermal disinfection with SWS.

Scope of delivery
- Electronic self-closing exposed shower panel
  - Operating button for thermostat with push sleeve, temperature setting unlockable/lockable at 38 °C
  - CVD-Touch electronics, programmable, IP65 protection against low-pressure water jets
  - Thermostat, conform to EN 1111, anti-scalding protection if cold water supply fails
  - 6 V solenoid valve
  - 2 backflow preventers (EN 1717: EB-type), - 2 pre-filters
- Connection accessories with isolating valve(s), • Fastening material for wall installation

Technical data
- Setting options via SWS SSC
  - Actuation force (soft/medium/hard)
  - Manual programming (off/on)
  - Max. flow time (1-950 s)
  - Stagnation flush (off/1-1000 s, every 1-250 h after last flush/every 1-250 h)
  - Actuation timeout (off/1-255 s, timeout 1-2000 min)
- Setting options via manual programming
  - Max. flow time (10-360 s in 10 program stages, factory setting 20 s)
  - Stagnation flush (off/20 s, every 24 h)
- Flow: max. 9 l/min pressure independent
- Flow pressure: 1.0 - 5.0 bar, • Max. Resting pressure: 8 bar, • Max. operating temperature: 70 °C temporarily
- Material: Actuation Brass; Shower head Brass, conform to German drinking water regulations; Housing Aluminium; Waterpath Dezincification-resistant brass, conform to German drinking water regulations
- Surface: Actuation Chrome; Shower head Chrome; Housing Brush anodised aluminium
- Dimensions: w 226 mm x h 1200 mm x d 115 mm, • Connection: 2x DN 15 G 1/2 AG

With Shower head COMFORT Flex, adjustable angle of inclination 12 - 32°, vandal-resistant, with soft jet and anti-limescale knob, Certificates: ACS, Belgaqua **PU: 1, W: 13,76 kg/Piece**	**00 819 08 99**
With Solenoid valve 6 V automatic thermal disinfection with SWS (in accordance with DVGW worksheet W 551). and Shower head COMFORT Flex, adjustable angle of inclination 12 - 32°, vandal-resistant, with soft jet and anti-limescale knob **PU: 1, W: 13,66 kg/Piece**	**00 830 08 99**
With LOW AEROSOL shower head, 20° ±6°, vandal-resistant, Certificates: Belgaqua **PU: 1, W: 14,42 kg/Piece**	**00 822 08 99**
With Solenoid valve 6 V automatic thermal disinfection with SWS (in accordance with DVGW worksheet W 551). and LOW AEROSOL shower head, 20° ±6°, vandal-resistant **PU: 1, W: 15,50 kg/Piece**	**00 829 08 99**

Necessary associated articles

For operation with SWS
- SWS Server 00 500 00 99 Page 18
- SWS Bus extender cable BE-K 00 501 00 99 Page 20 and/or
- SWS Bus extender wireless BE-F 00 502 00 99 Page 20
- SWS Bus mains adapter 00 505 00 99 Page 19

For operation with BE-F wireless bus extender or without SWS
- Concealed power supply unit 9 VDC, 100 - 240 VAC, 50 - 60 Hz 01 315 00 99 Page 136, 148, 180, 210, 234 or
- Top-hat rail transformer 9 VDC, 100 - 240 VAC, 50 - 60 Hz 01 582 00 99 Page 137, 148, 180, 211, 234 or
- Electrical junction box 9 VDC, 100 - 240 VAC, 50 - 60 Hz 01 583 00 99 Page 136, 149, 181, 211, 235 or
- Universal 6 V battery compartment 01 557 00 99 Page 137, 149, 181, 211, 235

Together with mains adapter
- Universal connection cable 5 m 01 570 00 99 Page 137, 149, 181, 211, 235 or
- Universal connection cable 10 m 01 571 00 99 Page 181

Recommended associated articles
- Soap tray shower panel LINUS 00 809 08 99 Page 173
- Pipe set shower panel connection 500 mm 08 481 06 99 Page 173, 179 or
- Pipe set shower panel connection 1000 mm 08 482 06 99 Page 173, 179
- Connection cover shower panel LINUS 150 - 450 mm 00 839 08 99 Page 173 or
- Connection cover shower panel LINUS 150 - 950 mm 00 840 08 99 Page 173
- Handle for thermostat EasyGrip 29 192 06 99 Page 160, 182
- SSC Bluetooth® module 00 916 00 99 Page 36, 75, 129, 184, 203, 253

Not together with SWS and SSC Bluetooth module
- CVD-protection filter 00 906 00 99 Page 137, 149, 181

For 00 819 08 99 and 00 830 08 99
- Sampling valve COMFORT Flex 01 823 00 99 Page 159, 183

For 00 822 08 99 and 00 829 08 99
- Sampling valve for shower heads 01 817 00 99 Page 159, 183

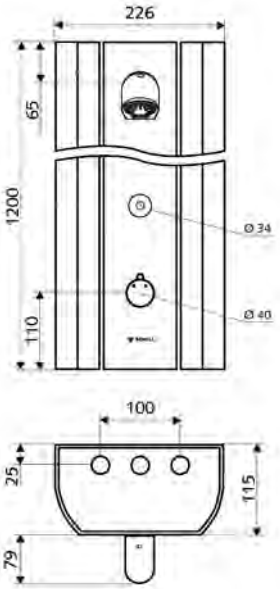

Product description	Article number

Shower panel LINUS DP-C-T
Mixed water, thermostat

Made from a strong extruded aluminium profile with a high-quality, anodised finish. Triggering via CVD-Touch electronics with automatic closing. Optional battery or mains operation. Configurable via SCHELL Single Control SSC. Pivoting front panel for easy installation and servicing. Suitable for connections from rear or for exposed connections from above. Solenoid valve for thermal disinfection, integrated.

Scope of delivery
- Electronic self-closing exposed shower panel
  - Operating button for thermostat with push sleeve, temperature setting unlockable/lockable at 38 °C
  - CVD-Touch electronics, programmable, IP65 protection against low-pressure water jets
  - Solenoid valve 12 V for manual thermal disinfection (according to DVGW worksheet W 551)
  - Thermostat, conform to EN 1111, anti-scalding protection if cold water supply fails
  - 6 V solenoid valve
  - 2 backflow preventers (EN 1717: EB-type)
  - 2 pre-filters
- Connection accessories with isolating valve(s)
- Fastening material for wall installation

Technical data
- Setting options via SSC
  - Actuation force (soft/medium/hard)
  - Manual programming (off/on)
  - Max. flow time (1-950 s)
  - Stagnation flush (off/1-1000 s, every 1-250 h after last flush/every 1-250 h)
  - Actuation timeout (off/1-255 s, timeout 1-2000 min)
- Setting options via manual programming
  - Max. flow time (10-360 s in 10 program stages, factory setting 20 s)
  - Stagnation flush (off/20 s, every 24 h)
- Flow: max. 9 l/min pressure independent
- Flow pressure: 1.0 - 5.0 bar
- Max. Resting pressure: 8 bar
- Max. operating temperature: 70 °C temporarily
- Material: Actuation Brass; Shower head Brass, conform to German drinking water regulations; Housing Aluminium; Waterpath Dezincification-resistant brass, conform to German drinking water regulations
- Surface: Actuation Chrome; Shower head Chrome; Housing Brush anodised aluminium
- Dimensions: w 226 mm x h 1200 mm x d 115 mm
- Connection: 2x DN 15 G 1/2 AG

With Shower head COMFORT Flex,
adjustable angle of inclination 12 - 32°,
vandal-resistant, with soft jet and anti-limescale knob,
Certificates: ACS, Belgaqua
PU: 1, W: 13,64 kg/Piece **00 820 08 99**

With LOW AEROSOL shower head, 20° ±6°,
vandal-resistant, Certificates: Belgaqua
PU: 1, W: 17,00 kg/Piece **00 823 08 99**

Necessary associated articles
- Concealed power supply unit 9 VDC, 100 - 240 VAC, 50 - 60 Hz 01 315 00 99 Page 136, 148, 180, 210, 234 or
- Top-hat rail transformer 9 VDC, 100 - 240 VAC, 50 - 60 Hz 01 582 00 99 Page 137, 148, 180, 211, 234 or
- Electrical junction box 9 VDC, 100 - 240 VAC, 50 - 60 Hz 01 583 00 99 Page 136, 149, 181, 211, 235 or
- Universal 6 V battery compartment 01 557 00 99 Page 137, 149, 181, 211, 235

Together with mains adapter
- Universal connection cable 5 m 01 570 00 99 Page 137, 149, 181, 211, 235 or
- Universal connection cable 10 m 01 571 00 99 Page 156, 187

For manual thermal disinfection
- Thermal disinfection key switch 01 538 00 99 Page 157, 186
- Concealed power supply unit 12 VDC, 100 - 240 VAC, 50 - 60 Hz 01 566 00 99 Page 157, 186 or
- Mains adapter VDC, 100-240 VAC, 50-60 Hz 01 490 00 99 Page 186 or
- Electrical junction box 12 VDC, 100 - 240 VAC, 50 - 60 Hz 01 537 00 99 Page 186

Recommended associated articles
- Soap tray shower panel LINUS 00 809 08 99 Page 173
- Pipe set shower panel connection 500 mm 08 481 06 99 Page 173, 179 or
- Pipe set shower panel connection 1000 mm 08 482 06 99 Page 173, 179
- Connection cover shower panel LINUS 150 - 450 mm 00 839 08 99 Page 173 or
- Connection cover shower panel LINUS 150 - 950 mm 00 840 08 99 Page 173
- Handle for thermostat EasyGrip 29 192 06 99 Page 160, 182
- SSC Bluetooth® module 00 916 00 99 Page 36, 75, 129, 184, 203, 253

Not together with SWS and SSC Bluetooth module
- CVD-protection filter 00 906 00 99 Page 137, 149, 181

For 00 820 08 99
- Sampling valve COMFORT Flex 01 823 00 99 Page 159, 183

For 00 823 08 99
- Sampling valve for shower heads 01 817 00 99 Page 159, 183

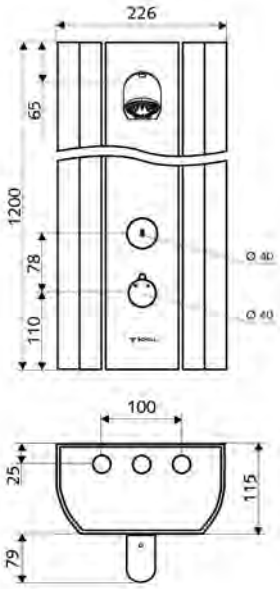

Product description	Article number

Shower panel LINUS DP-SC-T
Mixed water, thermostat

Made from a strong extruded aluminium profile with a high-quality, anodised finish. Manual actuation with automatic closing. Pivoting front panel for easy installation and servicing. Suitable for connections from rear or for exposed connections from above. Solenoid valve for thermal disinfection, integrated or optional.

Scope of delivery
- Self-closing exposed shower panel
  - Operating button for thermostat with push sleeve, temperature setting unlockable/lockable at 38 °C
  - SC self-closing button
  - Self-closing cartridge SC II
  - Thermostat, conform to EN 1111, anti-scalding protection if cold water supply fails
  - 2 backflow preventers (EN 1717: EB-type)
  - 2 pre-filters
- Connection accessories with isolating valve(s)
- Fastening material for wall installation

Technical data
- Running time: 5 - 30 s (20 s)
- Flow: max. 9 l/min pressure independent
- Flow pressure: 1.0 - 5.0 bar
- Max. operating temperature: 70 °C temporarily
- Material: Actuation Brass; Shower head Brass, conform to German drinking water regulations; Housing Aluminium; Waterpath Dezincification-resistant brass, conform to German drinking water regulations
- Surface: Actuation Chrome; Shower head Chrome; Housing Brush anodised aluminium
- Dimensions: w 226 mm x h 1200 mm x d 115 mm
- Connection: 2x DN 15 G 1/2 AG

With Shower head COMFORT Flex, adjustable angle of inclination 12 - 32°, vandal-resistant, with soft jet and anti-limescale knob **Certificates: ACS, Belgaqua** **PU: 1, W: 13,74 kg/Piece**	**00 802 08 99**
With Solenoid valve 12 V for manual thermal disinfection (according to DVGW worksheet W 551) and Shower head COMFORT Flex, adjustable angle of inclination 12 - 32°, vandal-resistant, with soft jet and anti-limescale knob **Certificates: ACS, Belgaqua** **PU: 1, W: 15,42 kg/Piece**	**00 815 08 99**
With LOW AEROSOL shower head, 20° ±6°, vandal-resistant **Certificates: Belgaqua** **PU: 1, W: 15,50 kg/Piece**	**00 824 08 99**
With Solenoid valve 12 V for manual thermal disinfection (according to DVGW worksheet W 551) and LOW AEROSOL shower head, 20° ±6°, vandal-resistant **Certificates: Belgaqua** **PU: 1, W: 14,90 kg/Piece**	**00 825 08 99**

Necessary associated articles

For shower panels with manual thermal disinfection
- Thermal disinfection key switch 01 538 00 99 Page 156, 187
- Concealed power supply unit 12 VDC, 100 - 240 VAC, 50 - 60 Hz 01 566 00 99 Page 157, 186 or
- Mains adapter VDC, 100-240 VAC, 50-60 Hz 01 490 00 99 Page 157, 186 or
- Electrical junction box 12 VDC, 100 - 240 VAC, 50 - 60 Hz 01 537 00 99 Page 186

Recommended associated articles
- Soap tray shower panel LINUS 00 809 08 99 Page 173
- Handle for thermostat EasyGrip 29 192 06 99 Page 160, 182

For exposed connections from above
- Pipe set shower panel connection 500 mm 08 481 06 99 Page 173, 179 or
- Pipe set shower panel connection 1000 mm 08 482 06 99 Page 173, 179
- Connection cover shower panel LINUS 150 - 450 mm 00 839 08 99 Page 173 or
- Connection cover shower panel LINUS 150 - 950 mm 00 840 08 99 Page 173

For 00 802 08 99 and 00 815 08 99
- Sampling valve COMFORT Flex 01 823 00 99 Page 159, 183

For 00 824 08 99 and 00 825 08 99
- Sampling valve for shower heads 01 817 00 99 Page 159, 183

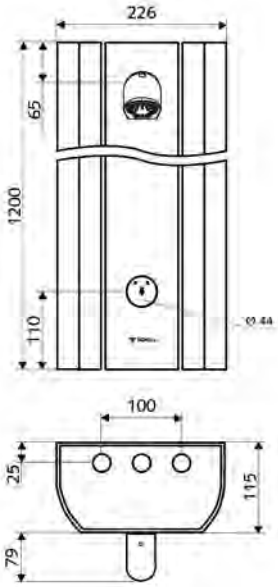

Product description	Article number

Shower panel LINUS DP-SC
Mixed water/pre-mixed water

Made from a strong extruded aluminium profile with a high-quality, anodised finish. Manual actuation with automatic closing. Pivoting front panel for easy installation and servicing. Suitable for connections from rear or for exposed connections from above.

Scope of delivery
- Self-closing exposed shower panel
  - SC self-closing button
  - Self-closing cartridge SC II
- Connection accessories with isolating valve(s)
- Fastening material for wall installation

Technical data
- Running time: 5 - 30 s (20 s)
- Flow: max. 9 l/min pressure independent
- Flow pressure: 1.0 - 5.0 bar
- Max. operating temperature: 70 °C temporarily
- Material: Actuation Brass; Shower head Brass, conform to German drinking water regulations; Housing Aluminium; Waterpath Dezincification-resistant brass, conform to German drinking water regulations
- Surface: Actuation Chrome; Shower head Chrome; Housing Brush anodised aluminium
- Dimensions: w 226 mm x h 1200 mm x d 115 mm

Shower panel LINUS DP-SC-M **Mixed water** **With Shower head COMFORT Flex,** **adjustable angle of inclination 12 - 32°, vandal-resistant,** **with soft jet and anti-limescale knob** **Connection: 2x DN 15 G 1/2 AG,** **Certificates: ACS, Belgaqua** **PU: 1, W: 12,20 kg/Piece**	**00 803 08 99**
Shower panel LINUS DP-SC-V **Pre-mixed water** **With Shower head COMFORT Flex, adjustable angle of inclination 12 - 32°, vandal-resistant, with soft jet and anti-limescale knob** **Connection: DN 15 G 1/2 AG,** **Certificates: ACS, Belgaqua** **PU: 1, W: 12,00 kg/Piece**	**00 804 08 99**
Shower panel LINUS DP-SC-M **Mixed water** **With LOW AEROSOL shower head, 20° ±6°, vandal-resistant** **Connection: 2x DN 15 G 1/2 AG,** **Certificates: Belgaqua** **PU: 1, W: 13,60 kg/Piece**	**00 826 08 99**
Shower panel LINUS DP-SC-V **Pre-mixed water** **With LOW AEROSOL shower head, 20° ±6°, vandal-resistant** **Connection: DN 15 G 1/2 AG,** **Certificates: Belgaqua** **PU: 1, W: 15,00 kg/Piece**	**00 827 08 99**

Recommended associated articles
- Soap tray shower panel LINUS 00 809 08 99 Page 173
- Pipe set shower panel connection 500 mm 08 481 06 99 Page 173, 179 or
- Pipe set shower panel connection 1000 mm 08 482 06 99 Page 173, 179
- Connection cover shower panel LINUS 150 - 450 mm 00 839 08 99 Page 173 or
- Connection cover shower panel LINUS 150 - 950 mm 00 840 08 99 Page 173

For 00 803 08 99 and 00 804 08 99
- Sampling valve COMFORT Flex 01 823 00 99 Page 159, 183

For 00 826 08 99 and 00 827 08 99
- Sampling valve for shower heads 01 817 00 99 Page 159, 183

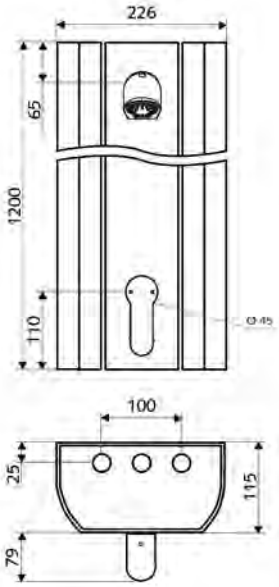

Product description	Article number	

Shower panel LINUS DP-EH-M
Mixed water

Made from a strong extruded aluminium profile with a high-quality, anodised finish. Manual single-lever actuation. Pivoting front panel for easy installation and servicing. Suitable for connections from rear or for exposed connections from above.

Scope of delivery
- Single-lever exposed shower panel
  - Single-lever mixer
  - Single-lever mixing ceramic cartridge with hot water and flow restrictor
  - 2 backflow preventers (EN 1717: EB-type)
- Shower head COMFORT Flex, adjustable angle of inclination 12 - 32°, vandal-resistant, with soft jet and anti-limescale knob
- Connection accessories with isolating valve(s)
- Fastening material for wall installation

Technical data
- Flow: max. 9 l/min pressure independent
- Flow pressure: 1.0 - 5.0 bar
- Max. operating temperature: 70 °C temporarily
- Material: Actuation Die-cast zinc; Housing Aluminium; Waterpath Dezincification-resistant brass, conform to German drinking water regulations
- Surface: Actuation Chrome; Shower head Chrome; Housing Brush anodised aluminium
- Dimensions: w 226 mm x h 1200 mm x d 115 mm
- Connection: 2x DN 15 G 1/2 AG

PU: 1, W: 13,90 kg/Piece **00 828 08 99**

Recommended associated articles
- Soap tray shower panel LINUS 00 809 08 99 Page 173
- Pipe set shower panel connection 500 mm 08 481 06 99 Page 173, 179 or
- Pipe set shower panel connection 1000 mm 08 482 06 99 Page 173, 179
- Connection cover shower panel LINUS 150 - 450 mm 00 839 08 99 Page 173 or
- Connection cover shower panel LINUS 150 - 950 mm 00 840 08 99 Page 173
- Sampling valve COMFORT Flex 01 823 00 99 Page 159, 183

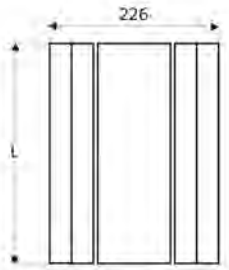

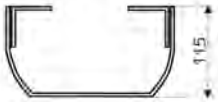

Product description	Article number

Connection cover shower panel LINUS

Made from a strong extruded aluminium profile with a high-quality, brushed (production from 07/2020) or blasted (production until 06/2020) and anodised finish.

Scope of delivery
- Connection cover
- Fastening material

Technical data
- Material: Aluminium

Measurement length: 150 - 450 mm, Surface: Brushed anodised (production from 07/2020) **PU: 1**	**00 839 08 99**
Measurement length: 451 - 950 mm, Surface: Brushed anodised (production from 07/2020) **PU: 1**	**00 840 08 99**
Measurement length: 150 - 450 mm, Surface: Blasted anodised (production to 06/2020) **PU: 1**	**00 810 08 99**
Measurement length: 451 - 950 mm, Surface: Blasted anodised (production to 06/2020) **PU: 1**	**00 812 08 99**

In connection with

All LINUS shower panels (aluminium version)

Installation Note
- Length according to on-site measurement. For purchase order form, see www.schell.eu.

Attention!

Differences in colour shade between the shower panel and the connection cover are possible due to production conditions.

When selecting the matching connection panel, make sure that the surface finish - brushed (production from 07/2020) or blasted (production until 06/2020) of the shower panel and the connection panel match!





Pipe set shower panel connection

For exposed connections from above.

Scope of delivery
- 2 high-tensile brass cone compression connections with length compensation
- 2 union nuts
- 2 copper pipes Ø 16 mm

Technical data
- Surface: Chrome
- Connection: G 3/4 IG
- Outlet: G 1/2 IG

length: 500 mm **PU: 1, W: 0,53 kg/Piece**	**08 481 06 99**
length: 1000 mm **PU: 1, W: 0,91 kg/Piece**	**08 482 06 99**

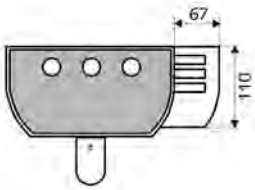

Soap tray shower panel LINUS

Soap tray for all SCHELL LINUS shower panels (aluminium), for subsequent installation.

Scope of delivery
- Fastening material
- Soap tray

Technical data
- Material: Aluminium
- Surface: Anodised aluminium

PU: 1, W: 0,19 kg/Piece	**00 809 08 99**

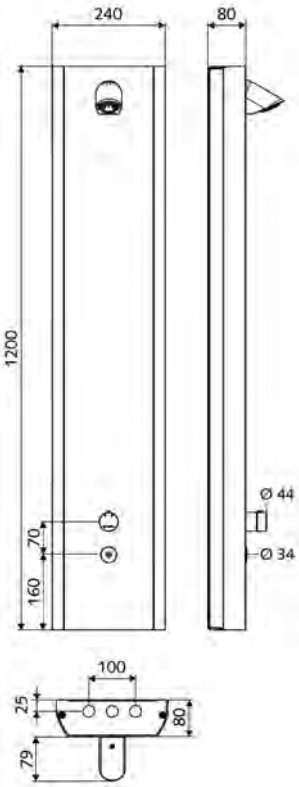

SWS

SSC

Product description	Article number

Shower panel LINUS Inox DP-C-T
Mixed water, thermostat

Made from high-quality stainless steel (1.4404) material with a brushed finish. Integrated SCHELL shower fitting. Triggering via CVD-Touch electronics with automatic closing. Optional battery or mains operation. Suitable for networking with the SCHELL SWS water management system. Configurable via SCHELL Single Control SSC. Pivoting front panel for easy installation and servicing. Suitable for connections from rear or for exposed connections from above. Optionally with solenoid valve for thermal disinfection with SWS.

Scope of delivery
- Electronic self-closing exposed shower panel
  - Operating button for thermostat with push sleeve, temperature setting unlockable/lockable at 38 °C
  - CVD-Touch electronics, programmable, IP65 protection against low-pressure water jets
  - Thermostat, conform to EN 1111, anti-scalding protection if cold water supply fails
  - 6 V solenoid valve
  - 2 backflow preventers (EN 1717: EB-type)
  - 2 pre-filters
- Shower head COMFORT Flex, adjustable angle of inclination 12 - 32°, vandal-resistant, with soft jet and anti-limescale knob
- Connection accessories with isolating valve(s)
- Fastening material for wall installation

Technical data
- Setting options via SWS SSC
  - Actuation force (soft/medium/hard)
  - Manual programming (off/on)
  - Max. flow time (1-950 s)
  - Stagnation flush (off/1-1000 s, every 1-250 h after last flush/every 1-250 h)
  - Actuation timeout (off/1-255 s, timeout 1-2000 min)
- Setting options via manual programming
  - Max. flow time (10-360 s in 10 program stages, factory setting 20 s)
  - Stagnation flush (off/20 s, every 24 h)
- Flow: max. 9 l/min pressure independent
- Flow pressure: 1.0 - 5.0 bar
- Max. Resting pressure: 8 bar
- Max. operating temperature: 70 °C temporarily
- Material: Actuation Brass; Housing Stainless steel 1.4404; Piping Plastic, conform to German drinking water regulations; Waterpath Brass, conform to German drinking water regulations
- Surface: Actuation Chrome; Housing Brushed stainless steel
- Dimensions: w 240 mm x h 1200 mm x d 80 mm
- Connection: 2x DN 15 G 1/2 AG

PU: 1, W: 11,92 kg/Piece	**00 841 28 99**
With Solenoid valve 6 V automatic thermal disinfection with SWS (in accordance with DVGW worksheet W 551). PU: 1, W: 12,81 kg/Piece	**00 843 28 99**

Necessary associated articles

For operation with SWS
- SWS Server 00 500 00 99 Page 18
- SWS Bus extender cable BE-K 00 501 00 99 Page 20 and/or
- SWS Bus extender wireless BE-F 00 502 00 99 Page 20
- SWS Bus mains adapter 00 505 00 99 Page 19

For operation with BE-F wireless bus extender or without SWS
- Concealed power supply unit 9 VDC, 100 - 240 VAC, 50 - 60 Hz 01 315 00 99 Page 136, 148, 180, 210, 234 or
- Top-hat rail transformer 9 VDC, 100 - 240 VAC, 50 - 60 Hz 01 582 00 99 Page 137, 148, 180, 211, 234 or
- Electrical junction box 9 VDC, 100 - 240 VAC, 50 - 60 Hz 01 583 00 99 Page 136, 149, 181, 211, 235 or
- Universal 6 V battery compartment 01 557 00 99 Page 137, 149, 181, 211, 235

Together with mains adapter
- Universal connection cable 5 m 01 570 00 99 Page 137, 149, 181, 211, 235 or
- Universal connection cable 10 m 01 571 00 99 Page 181

Recommended associated articles
- Soap tray shower panel LINUS inox 00 850 28 99 Page 179
- Pipe set shower panel connection 500 mm 08 481 06 99 Page 173, 179 or
- Pipe set shower panel connection 1000 mm 08 482 06 99 Page 173, 179
- Connection cover shower panel LINUS inox 00 849 28 99 Page 179 or
- Connection cover shower panel LINUS inox 00 851 28 99 Page 179
- Handle for thermostat EasyGrip 29 192 06 99 Page 160, 182
- Sampling valve COMFORT Flex 01 823 00 99 Page 159, 183
- Low aerosol shower head 01 814 06 99 Page 158, 202

Not together with SWS and SSC Bluetooth module
- CVD-protection filter 00 906 00 99 Page 137, 149, 181

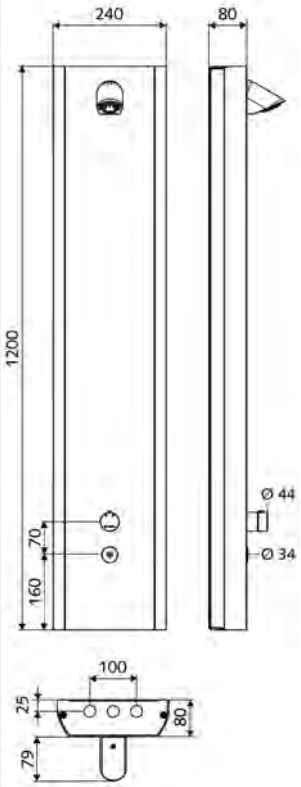

SWS

SSC

Product description	Article number

Shower panel LINUS Inox DP-C-T
Mixed water, thermostat

Made from high-quality stainless steel (1.4404) material with a brushed finish. Integrated SCHELL shower fitting. Triggering via CVD-Touch electronics with automatic closing. Optional battery or mains operation. Suitable for networking with the SCHELL SWS water management system. Configurable via SCHELL Single Control SSC. Prepared for manual thermal disinfection. Pivoting front panel for easy installation and servicing. Suitable for connections from rear or for exposed connections from above.

Scope of delivery
- Electronic self-closing exposed shower panel
  - Operating button for thermostat with push sleeve, temperature setting unlockable/lockable at 38 °C
  - CVD-Touch electronics, programmable, IP65 protection against low-pressure water jets
  - Thermostat, conform to EN 1111, anti-scalding protection if cold water supply fails
  - 6 V solenoid valve
  - Solenoid valve 12 V for manual thermal disinfection (according to DVGW worksheet W 551)
- 2 backflow preventers (EN 1717: EB-type)
- 2 pre-filters
- Shower head COMFORT Flex, adjustable angle of inclination 12 - 32°, vandal-resistant, with soft jet and anti-limescale knob
- Connection accessories with isolating valve(s)
- Fastening material for wall installation

Technical data
- Setting options via SWS SSC
  - Actuation force (soft/medium/hard)
  - Manual programming (off/on)
  - Max. flow time (1-950 s)
  - Stagnation flush (off/1-1000 s, every 1-250 h after last flush/every 1-250 h)
  - Actuation timeout (off/1-255 s, timeout 1-2000 min)
- Setting options via manual programming
  - Max. flow time (10-360 s in 10 program stages, factory setting 20 s)
  - Stagnation flush (off/20 s, every 24 h)
- Flow: max. 9 l/min pressure independent
- Flow pressure: 1.0 - 5.0 bar
- Max. Resting pressure: 8 bar
- Max. operating temperature: 70 °C temporarily
- Material: Actuation Brass; Housing Stainless steel 1.4404; Piping Plastic, conform to German drinking water regulations; Waterpath Brass, conform to German drinking water regulations
- Surface: Actuation Chrome; Housing Brushed stainless steel
- Dimensions: w 240 mm x h 1200 mm x d 80 mm
- Connection: 2x DN 15 G 1/2 AG

With Solenoid valve 12 V for manual thermal disinfection (according to DVGW worksheet W 551)
PU: 1, W: 12,80 kg/Piece **00 842 28 99**

Necessary associated articles
- Concealed power supply unit 9 VDC, 100 - 240 VAC, 50 - 60 Hz 01 315 00 99 Page 136, 148, 180, 210, 234 or
- Top-hat rail transformer 9 VDC, 100 - 240 VAC, 50 - 60 Hz 01 582 00 99 Page 137, 148, 180, 211, 234 or
- Electrical junction box 9 VDC, 100 - 240 VAC, 50 - 60 Hz 01 583 00 99 Page 136, 149, 181, 211, 235 or
- Universal 6 V battery compartment 01 557 00 99 Page 137, 149, 181, 211, 235

Together with mains adapter
- Universal connection cable 5 m 01 570 00 99 Page 137, 149, 181, 211, 235 or
- Universal connection cable 10 m 01 571 00 99 Page 156, 187

For manual thermal disinfection
- Thermal disinfection key switch 01 538 00 99 Page 157, 186
- Concealed power supply unit 12 VDC, 100 - 240 VAC, 50 - 60 Hz 01 566 00 99 Page 157, 186 or
- Mains adapter VDC, 100-240 VAC, 50-60 Hz 01 490 00 99 Page 186 or
- Electrical junction box 12 VDC, 100 - 240 VAC, 50 - 60 Hz 01 537 00 99 Page 186

Recommended associated articles
- Soap tray shower panel LINUS inox 00 850 28 99 Page 179
- Pipe set shower panel connection 500 mm 08 481 06 99 Page 173, 179 or
- Pipe set shower panel connection 1000 mm 08 482 06 99 Page 173, 179
- Connection cover shower panel LINUS inox 00 849 28 99 Page 179 or
- Connection cover shower panel LINUS inox 00 851 28 99 Page 179
- Handle for thermostat EasyGrip 29 192 06 99 Page 160, 182
- Sampling valve COMFORT Flex 01 823 00 99 Page 159, 183
- Low aerosol shower head 01 814 06 99 Page 158, 202
- SSC Bluetooth® module 00 916 00 99 Page 36, 75, 129, 184, 203, 253

Not together with SWS and SSC Bluetooth module
- CVD-protection filter 00 906 00 99 Page 137, 149, 181

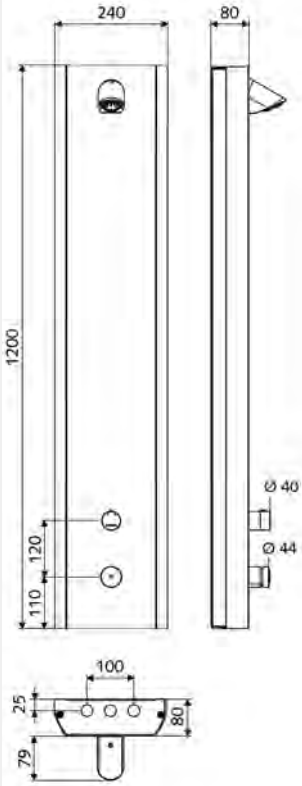

Product description	Article number

Shower panel LINUS Inox DP-SC-T
Mixed water, thermostat

Made from high-quality stainless steel (1.4404) material with a brushed finish. Integrated SCHELL shower fitting. Manual actuation with automatic closing. Pivoting front panel for easy installation and servicing. Suitable for connections from rear or for exposed connections from above. Solenoid valve for thermal disinfection, integrated or optional.

Scope of delivery
- Self-closing exposed shower panel
  - Operating button for thermostat with push sleeve, temperature setting unlockable/lockable at 38 °C
  - SC self-closing button
  - Thermostat, conform to EN 1111, unlockable/lockable temperature lock at 38 °C, anti-scalding protection if cold water supply fails
  - Self-closing cartridge SC II
- 2 backflow preventers (EN 1717: EB-type)
- 2 pre-filters
- Shower head COMFORT Flex, adjustable angle of inclination 12 - 32°, vandal-resistant, with soft jet and anti-limescale knob
- Connection accessories with isolating valve(s)
- Fastening material for wall installation

Technical data
- Running time: 5 - 30 s (20 s)
- Flow: max. 9 l/min pressure independent
- Flow pressure: 1.0 - 5.0 bar
- Max. Resting pressure: 8 bar
- Max. operating temperature: 70 °C temporarily
- Material: Actuation Brass; Housing Stainless steel 1.4404; Piping Plastic, conform to German drinking water regulations; Waterpath Brass, conform to German drinking water regulations
- Surface: Actuation Chrome; Housing Brushed stainless steel
- Dimensions: w 240 mm x h 1200 mm x d 80 mm
- Connection: 2x DN 15 G 1/2 AG

PU: 1, W: 12,00 kg/Piece	**00 844 28 99**
With Solenoid valve 12 V for manual thermal disinfection (according to DVGW worksheet W 551) **PU: 1, W: 12,80 kg/Piece**	**00 845 28 99**

Necessary associated articles

Only for 00 845 28 99:
- Thermal disinfection key switch 01 538 00 99 Page 156, 187
- Concealed power supply unit 12 VDC, 100 - 240 VAC, 50 - 60 Hz 01 566 00 99 Page 157, 186 or
- Mains adapter VDC, 100-240 VAC, 50-60 Hz 01 490 00 99 Page 157, 186 or
- Electrical junction box 12 VDC, 100 - 240 VAC, 50 - 60 Hz 01 537 00 99 Page 186

Recommended associated articles
- Soap tray shower panel LINUS inox 00 850 28 99 Page 179
- Pipe set shower panel connection 500 mm 08 481 06 99 Page 173, 179 or
- Pipe set shower panel connection 1000 mm 08 482 06 99 Page 173, 179
- Connection cover shower panel LINUS inox 00 849 28 99 Page 179 or
- Connection cover shower panel LINUS inox 00 851 28 99 Page 179
- Handle for thermostat EasyGrip 29 192 06 99 Page 160, 182
- Sampling valve COMFORT Flex 01 823 00 99 Page 159, 183
- Low aerosol shower head 01 814 06 99 Page 158, 202

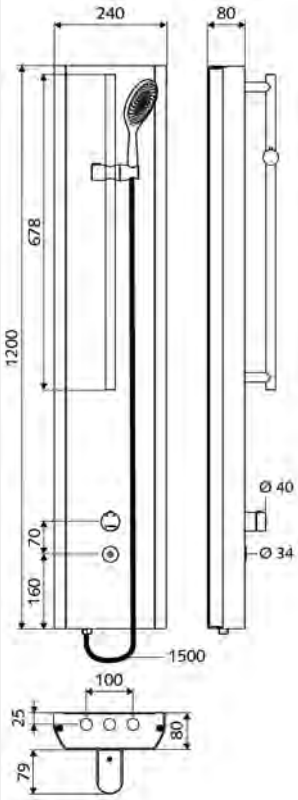

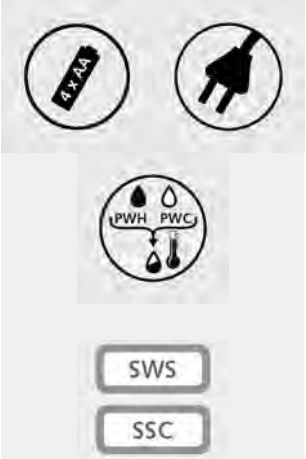

Product description	Article number

Shower panel LINUS Inox DP-C-T-H
Mixed water, thermostat

Made from high-quality stainless steel (1.4404) material with a brushed finish. Integrated SCHELL shower fitting. Triggering via CVD-Touch electronics with automatic closing. Optional battery or mains operation. Suitable for networking with the SCHELL SWS water management system. Configurable via SCHELL Single Control SSC. Pivoting front panel for easy installation and servicing. Suitable for connections from rear or for exposed connections from above.

Scope of delivery
- Electronic self-closing exposed shower panel
  - Operating button for thermostat with push sleeve, temperature setting unlockable/lockable at 38 °C
  - CVD-Touch electronics, programmable, IP65 protection against low-pressure water jets
  - Thermostat, conform to EN 1111, anti-scalding protection if cold water supply fails
  - 6 V solenoid valve
  - 2 backflow preventers (EN 1717: EB-type)
  - 2 pre-filters
- Hand shower, 3-way adjustable and connection hose
- Slide bar
- Connection accessories with isolating valve(s)
- Fastening material for wall installation

Technical data
- Setting options via SWS SSC
  - Actuation force (soft/medium/hard)
  - Manual programming (off/on)
  - Max. flow time (1-950 s)
  - Stagnation flush (off/1-1000 s, every 1-250 h after last flush/every 1-250 h)
  - Actuation timeout (off/1-255 s, timeout 1-2000 min)
- Setting options via manual programming
  - Max. flow time (10-360 s in 10 program stages, factory setting 20 s)
  - Stagnation flush (off/20 s, every 24 h)
- Flow: max. 9 l/min pressure independent
- Flow pressure: 1.0 - 5.0 bar
- Max. Resting pressure: 8 bar
- Max. operating temperature: 70 °C temporarily
- Material: Actuation Brass; Housing Stainless steel 1.4404; Piping Plastic, conform to German drinking water regulations; Waterpath Brass, conform to German drinking water regulations
- Surface: Actuation Chrome; Housing Brushed stainless steel
- Dimensions: w 240 mm x h 1200 mm x d 80 mm
- length shower hose: 1500 mm
- length shower bar: 678 mm
- Connection: 2x DN 15 G 1/2 AG

PU: 1, W: 12,26 kg/Piece **00 846 28 99**

Necessary associated articles

For operation with SWS
- SWS Server 00 500 00 99 Page 18
- SWS Bus extender cable BE-K 00 501 00 99 Page 20 and/or
- SWS Bus extender wireless BE-F 00 502 00 99 Page 20
- SWS Bus mains adapter 00 505 00 99 Page 19

For operation with BE-F wireless bus extender or without SWS
- Concealed power supply unit 9 VDC, 100 - 240 VAC, 50 - 60 Hz 01 315 00 99 Page 136, 148, 180, 210, 234 or
- Top-hat rail transformer 9 VDC, 100 - 240 VAC, 50 - 60 Hz 01 582 00 99 Page 137, 148, 180, 211, 234 or
- Electrical junction box 9 VDC, 100 - 240 VAC, 50 - 60 Hz 01 583 00 99 Page 136, 149, 181, 211, 235 or
- Universal 6 V battery compartment 01 557 00 99 Page 137, 149, 181, 211, 235

Together with mains adapter
- Universal connection cable 5 m 01 570 00 99 Page 137, 149, 181, 211, 235 or
- Universal connection cable 10 m 01 571 00 99 Page 181

Recommended associated articles
- Soap tray shower panel LINUS inox 00 850 28 99 Page 179
- Pipe set shower panel connection 500 mm 08 481 06 99 Page 173, 179 or
- Pipe set shower panel connection 1000 mm 08 482 06 99 Page 173, 179
- Connection cover shower panel LINUS inox 00 849 28 99 Page 179 or
- Connection cover shower panel LINUS inox 00 851 28 99 Page 179
- Handle for thermostat EasyGrip 29 192 06 99 Page 160, 182
- SSC Bluetooth® module 00 916 00 99 Page 36, 75, 129, 184, 203, 253

Not together with SWS and SSC Bluetooth module
- CVD-protection filter 00 906 00 99 Page 137, 149, 181

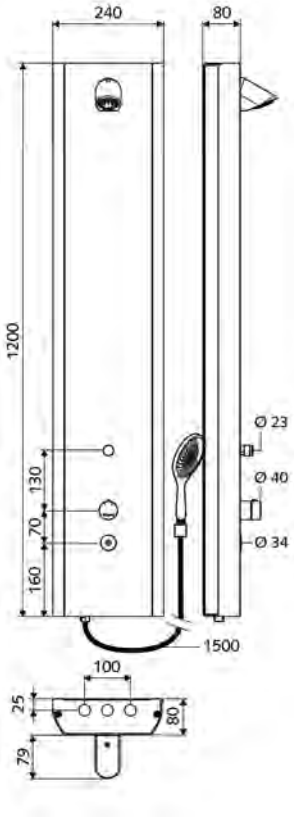

Product description	Article number

Shower panel LINUS Inox DP-C-T-D-H
Mixed water, thermostat

Made from high-quality stainless steel (1.4404) material with a brushed finish. Integrated SCHELL shower fitting. Triggering via CVD-Touch electronics with automatic closing. Optional battery or mains operation. Suitable for networking with the SCHELL SWS water management system. Configurable via SCHELL Single Control SSC. Outlet can be switched from shower head to hand shower. Pivoting front panel for easy installation and servicing. Suitable for connections from rear or for exposed connections from above.

Scope of delivery
- Electronic self-closing exposed shower panel
  - Operating button for thermostat with push sleeve, temperature setting unlockable/lockable at 38 °C
  - Shower head/hand shower tap changer
  - CVD-Touch electronics, programmable, IP65 protection against low-pressure water jets
  - Thermostat, conform to EN 1111, anti-scalding protection if cold water supply fails
  - 6 V solenoid valve
  - 2 backflow preventers (EN 1717: EB-type)
  - 2 pre-filters
- Hand shower, 3-way adjustable and connection hose
- Shower head COMFORT Flex, adjustable angle of inclination 12 - 32°, vandal-resistant, with soft jet and anti-limescale knob
- Connection accessories with isolating valve(s)
- Fastening material for wall installation

Technical data
- Setting options via SWS SSC
  - Actuation force (soft/medium/hard)
  - Manual programming (off/on)
  - Max. flow time (1-950 s)
  - Stagnation flush (off/1-1000 s, every 1-250 h after last flush/every 1-250 h)
  - Actuation timeout (off/1-255 s, timeout 1-2000 min)
- Setting options via manual programming
  - Max. flow time (10-360 s in 10 program stages, factory setting 20 s)
  - Stagnation flush (off/20 s, every 24 h)
- Flow: max. 9 l/min pressure independent
- Flow pressure: 1.0 - 5.0 bar
- Max. Resting pressure: 8 bar
- Max. operating temperature: 70 °C temporarily
- Material: Actuation Brass; Housing Stainless steel 1.4404; Piping Plastic, conform to German drinking water regulations; Waterpath Brass, conform to German drinking water regulations
- Surface: Actuation Chrome; Housing Brushed stainless steel
- Dimensions: w 240 mm x h 1200 mm x d 80 mm
- length shower hose: 1500 mm
- Connection: 2x DN 15 G 1/2 AG

PU: 1, W: 13,40 kg/Piece **00 847 28 99**

Necessary associated articles

For operation with SWS
- SWS Server 00 500 00 99 Page 18
- SWS Bus extender cable BE-K 00 501 00 99 Page 20 and/or
- SWS Bus extender wireless BE-F 00 502 00 99 Page 20
- SWS Bus mains adapter 00 505 00 99 Page 19

For operation with BE-F wireless bus extender or without SWS
- Concealed power supply unit 9 VDC, 100 - 240 VAC, 50 - 60 Hz 01 315 00 99 Page 136, 148, 180, 210, 234 or
- Top-hat rail transformer 9 VDC, 100 - 240 VAC, 50 - 60 Hz 01 582 00 99 Page 137, 148, 180, 211, 234 or
- Electrical junction box 9 VDC, 100 - 240 VAC, 50 - 60 Hz 01 583 00 99 Page 136, 149, 181, 211, 235 or
- Universal 6 V battery compartment 01 557 00 99 Page 137, 149, 181, 211, 235

Together with mains adapter
- Universal connection cable 5 m 01 570 00 99 Page 137, 149, 181, 211, 235 or
- Universal connection cable 10 m 01 571 00 99 Page 181

Recommended associated articles
- Soap tray shower panel LINUS inox 00 850 28 99 Page 179
- Pipe set shower panel connection 500 mm 08 481 06 99 Page 173, 179 or
- Pipe set shower panel connection 1000 mm 08 482 06 99 Page 173, 179
- Connection cover shower panel LINUS inox 00 849 28 99 Page 179
- Connection cover shower panel LINUS inox 00 851 28 99 Page 179
- Handle for thermostat EasyGrip 29 192 06 99 Page 160, 182
- Sampling valve COMFORT Flex 01 823 00 99 Page 159, 183
- Low aerosol shower head 01 814 06 99 Page 158, 202
- SSC Bluetooth® module 00 916 00 99 Page 36, 75, 129, 184, 203, 253

Not together with SWS and SSC Bluetooth module
- CVD-protection filter 00 906 00 99 Page 137, 149, 181

Product description	Article number

Connection cover shower panel LINUS inox

Connection cover for covering cold/hot water supply laid as exposed supply lines.

Scope of delivery
- Connection cover, • Fastening material

Technical data
- Material: Stainless steel 1.4404
- Surface: Brushed stainless steel

Measurement length: 150 - 450 mm **PU: 1**	**00 849 28 99**
Measurement length: 451 - 950 mm **PU: 1**	**00 851 28 99**

In connection with
- Shower panel LINUS Inox DP-C-T 00 841 28 99 Page 174 or
- Shower panel LINUS Inox DP-C-T 00 842 28 99 Page 175 or
- Shower panel LINUS Inox DP-C-T 00 843 28 99 Page 174 or
- Shower panel LINUS Inox DP-SC-T 00 844 28 99 Page 176 or
- Shower panel LINUS Inox DP-SC-T 00 845 28 99 Page 176 or
- Shower panel LINUS Inox DP-C-T-H 00 846 28 99 Page 177 or
- Shower panel LINUS Inox DP-C-T-D-H 00 847 28 99 Page 178

Note
- Length according to on-site measurement. For purchase order form, see www.schell.eu.
- Differences in colour shade between the shower panel and the connection cover are possible due to production conditions.



Pipe set shower panel connection

For exposed connections from above.

Scope of delivery
- 2 high-tensile brass cone compression connections with length compensation
- 2 union nuts
- 2 copper pipes Ø 16 mm

Technical data
- Surface: Chrome
- Connection: G 3/4 IG
- Outlet: G 1/2 IG

length: 500 mm **PU: 1, W: 0,53 kg/Piece**	**08 481 06 99**
length: 1000 mm **PU: 1, W: 0,91 kg/Piece**	**08 482 06 99**

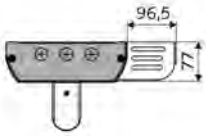

Soap tray shower panel LINUS inox

Soap tray for all SCHELL LINUS Inox shower panels, for subsequent installation on left or right side.

Scope of delivery
- Soap tray
- Fastening material

Technical data
- Material: Stainless steel 1.4404
- Surface: Brushed stainless steel

PU: 1, W: 0,24 kg/Piece	**00 850 28 99**

In connection with
- Shower panel LINUS Inox DP-C-T 00 841 28 99 Page 174 or
- Shower panel LINUS Inox DP-C-T 00 842 28 99 Page 175 or
- Shower panel LINUS Inox DP-C-T 00 843 28 99 Page 174 or
- Shower panel LINUS Inox DP-SC-T 00 844 28 99 Page 176 or
- Shower panel LINUS Inox DP-SC-T 00 845 28 99 Page 176 or
- Shower panel LINUS Inox DP-C-T-H 00 846 28 99 Page 177 or
- Shower panel LINUS Inox DP-C-T-D-H 00 847 28 99 Page 178

Note
- Differences in colour shade between the shower panel and the soap tray are possible due to production conditions.

Product description	Article number

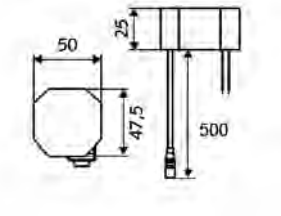

Concealed power supply unit 9 VDC, 100 - 240 VAC, 50 - 60 Hz

For supplying power to 1-12 CVD-Touch and/or infrared sensor electronics. Suitable for all SSC- and SWS-capable fittings.

Scope of delivery
- Concealed mains adapter
- Adapter cable

Technical data
- Input: 100 - 240 VAC, 50 - 60 Hz
- Output: 9 VDC, 0.66 A

PU: 1, W: 0,14 kg/Piece **01 315 00 99**

Necessary associated articles
- Universal connection cable 5 m 01 570 00 99 Page 137, 149, 181, 211, 235 or
- Universal connection cable 10 m 01 571 00 99 Page 137, 149, 181, 211, 235

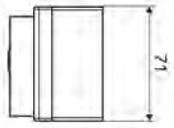

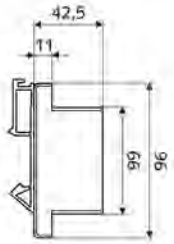

Top-hat rail transformer 9 VDC, 100 - 240 VAC, 50 - 60 Hz

For supplying power to 1-12 CVD-Touch and/or infrared sensor electronics. Suitable for all SSC- and SWS-capable fittings. For mounting on 35 mm top-hat rail (EN 60715).

Scope of delivery
- Mains adapter
  - Housing for top-hat rail installation
- Adapter cable

Technical data
- Input: 100 - 240 VAC, 50 - 60 Hz, Cable on braid
- Output: 9 VDC, 0.66 A, on plug connectors

PU: 1, W: 0,21 kg/Piece **01 582 00 99**

Necessary associated articles
- Universal connection cable 5 m 01 570 00 99 Page 137, 149, 181, 211, 235 or
- Universal connection cable 10 m 01 571 00 99 Page 137, 149, 181, 211, 235

Installation Note
- Terminal strip and top-hat rail on site.

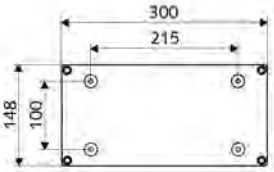

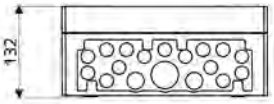

Electrical junction box 9 VDC, 100 - 240 VAC, 50 - 60 Hz

For 1-12 CVD-Touch and/or infrared sensor electronics. Suitable for all SSC- and SWS-capable fittings. Housing with cut-outs for ISO clamp fittings and 4-way cover locking.

Scope of delivery
- Electrical junction box
  - Top-hat rail, pre-assembled
  - 12-way connecting terminal block
  - Top-hat rail transformer

Technical data
- Input: 100 - 240 VAC, 50 - 60 Hz, Cable on braid
- Output: 9 VDC, 0.66 A, on plug connectors
- Protection class: IP 65

PU: 1, W: 1,62 kg/Piece **01 583 00 99**

Necessary associated articles
- Universal connection cable 5 m 01 570 00 99 Page 137, 149, 181, 211, 235 or
- Universal connection cable 10 m 01 571 00 99 Page 137, 149, 181, 211, 235

Product description	Article number
Universal connection cable To connect the mains adapter and the electronic tap. Suitable for all SSC- and SWS-capable fittings.	
length: 5 m **PU: 1, W: 0,12 kg/Piece**	**01 570 00 99**
length: 10 m **PU: 1, W: 0,22 kg/Piece**	**01 571 00 99**

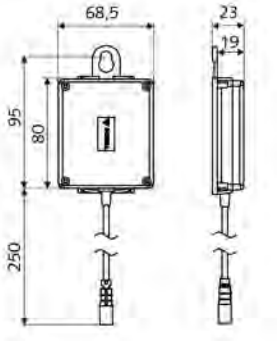

Universal 6 V battery compartment

Suitable for all SSC- and SWS-capable fittings.

Scope of delivery
- 6 V battery compartment, protection class IP65
- 4x AA alkaline battery 1.5 V
- Wall bracket
- Fastening material
- Velcro strip 100 mm

PU: 1, W: 0,20 kg/Piece **01 557 00 99**

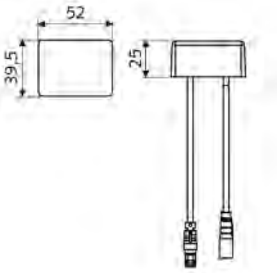

CVD-protection filter

Filters out undesirable peaks from non-VDE electrical installations to prevent malfunctions in CVD-Touch electronics.

PU: 1, W: 0,12 kg/Piece **00 906 00 99**

In connection with
- Concealed shower LINUS D-C-T 01 918 06 99 Page 134 or
- Concealed shower LINUS D-C-T 01 918 28 99 Page 134 or
- Concealed shower LINUS Basic D-C-T 01 909 28 99 Page 135 or
- Concealed shower LINUS D-C-M 01 919 06 99 Page 145 or
- Concealed shower LINUS D-C-M 01 919 28 99 Page 145 or
- Concealed shower LINUS Basic D-C-M 01 920 28 99 Page 146 or
- Concealed shower LINUS Basic D-C-V 01 921 28 99 Page 147 or
- Shower panel LINUS DP-C-T 00 819 08 99 Page 168 or
- Shower panel LINUS DP-C-T 00 820 08 99 Page 169 or
- Shower panel LINUS DP-C-T 00 822 08 99 Page 168 or
- Shower panel LINUS DP-C-T 00 823 08 99 Page 169 or
- Shower panel LINUS Inox DP-C-T 00 841 28 99 Page 174 or
- Shower panel LINUS Inox DP-C-T 00 842 28 99 Page 175 or
- Shower panel LINUS Inox DP-C-T 00 843 28 99 Page 174 or
- Shower panel LINUS Inox DP-C-T-H 00 846 28 99 Page 177 or
- Shower panel LINUS Inox DP-C-T-D-H 00 847 28 99 Page 178

Note
- CVD protective filter cannot be used together with networked fittings in the SWS water management system.

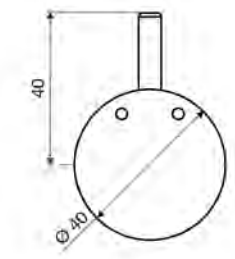

Product description	Article number

Handle for thermostat EasyGrip

With extended operating lever and fixed temperature end stop. Simplifies temperature setting, limits the maximum temperature. Accessories for all LINUS, LINUS Basic concealed shower fittings and LINUS exposed shower panels with thermostat.

Scope of delivery
- Handle for thermostat

Technical data
- Material: Brass
- Surface: Chrome

PU: 1, W: 0,21 kg/Piece **29 192 06 99**

In connection with
- Concealed shower LINUS D-C-T 01 918 06 99 Page 134 or
- Concealed shower LINUS D-C-T 01 918 28 99 Page 134 or
- Concealed shower LINUS Basic D-C-T 01 909 28 99 Page 135 or
- Concealed shower LINUS D-SC-T 01 809 28 99 Page 140 or
- Concealed shower LINUS D-SC-T 01 809 06 99 Page 140 or
- Concealed shower LINUS Basic D-SC-T 01 900 28 99 Page 140 or
- Shower panel LINUS DP-C-T 00 819 08 99 Page 168 or
- Shower panel LINUS DP-C-T 00 823 08 99 Page 169 or
- Shower panel LINUS DP-C-T 00 820 08 99 Page 169 or
- Shower panel LINUS DP-SC-T 00 802 08 99 Page 170 or
- Shower panel LINUS DP-SC-T 00 815 08 99 Page 170 or
- Shower panel LINUS DP-C-T 00 822 08 99 Page 168 or
- Shower panel LINUS DP-SC-T 00 825 08 99 Page 170 or
- Shower panel LINUS DP-SC-T 00 824 08 99 Page 170 or
- Shower panel LINUS Inox DP-C-T 00 841 28 99 Page 174 or
- Shower panel LINUS Inox DP-C-T 00 842 28 99 Page 175 or
- Shower panel LINUS Inox DP-C-T 00 843 28 99 Page 174 or
- Shower panel LINUS Inox DP-C-T-H 00 846 28 99 Page 177 or
- Shower panel LINUS Inox DP-C-T-D-H 00 847 28 99 Page 178

Product description	Article number

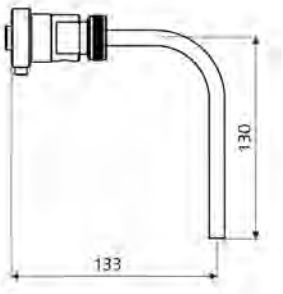

Sampling valve COMFORT Flex

Valve for sampling according to DIN ISO 19458.

Scope of delivery
- Sampling valve
- 90° sampling pipe with union nut and seals

Technical data
- Material: Union nut Brass; Sampling pipe Stainless steel; Housing Brass, conform to German drinking water regulations
- Max. operating temperature: 120 °C temporarily

PU: 1, W: 0,36 kg/Piece	**01 823 00 99**

In connection with
- Shower head COMFORT Flex 01 821 06 99 Page 158, 202

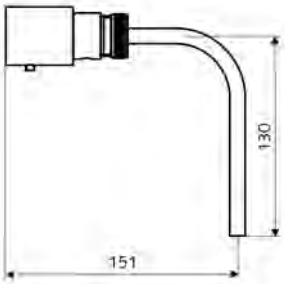

Sampling valve for shower heads

Valve for sampling according to DIN ISO 19458.

Scope of delivery
- Sampling valve
- 90° sampling pipe with union nut and seals

Technical data
- Material: Union nut Brass; Sampling pipe Stainless steel; Housing Brass, conform to German drinking water regulations
- Max. operating temperature: 120 °C temporarily

For BASIC shower head (until 2015) **PU: 1, W: 0,42 kg/Piece**	**01 816 00 99**
For COMFORT/ low aerosol shower head **PU: 1, W: 0,42 kg/Piece**	**01 817 00 99**

In connection with
- Shower head basic 01 844 06 99 Page 158, 202
- Low aerosol shower head 01 814 06 99 Page 158

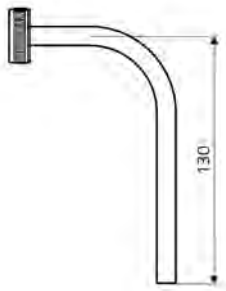

Sampling pipe for sampling valves

90° sampling pipe for sampling according to DIN ISO 19458.

Scope of delivery
- 90° sampling pipe with union nut and seals

Technical data
- Material: Union nut Brass; Sampling pipe Stainless steel
- Max. operating temperature: 120 °C temporarily
- Connection: G 3/4 IG

PU: 1, W: 0,09 kg/Piece	**50 756 00 99**

SSC

Product description	Article number

SSC USB drive

The SSC USB stick includes the SSC USB software for parametrisation and diagnostics of SSC-capable SCHELL fittings.

System requirements
- Working memory: ≥1 GB RAM
- System software
  - Windows 10 (32-bit and 64-bit)
  - Windows 7 (32-bit and 64-bit)
  - Windows Vista (32-bit and 64-bit)
  - Windows XP (32-bit) with Service Pack 3
- Display resolution: ≥1024 × 768
- Available storage space: ≥150 MB
- USB port: Free USB 2.0 port

PU: 1, W: 0,04 kg/Piece **95 598 00 99**

Necessary associated articles
- SSC USB adapter 01 586 00 99 Page 37, 74, 129, 155, 253

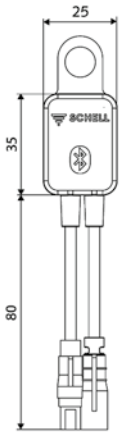

GERMAN INNOVATION AWARD '19 GOLD

Laden im App Store

JETZT BEI Google Play

SSC

SSC Bluetooth® module

For the wireless parametrisation of SSC-capable SCHELL fittings or for the optional extension of stagnation flushes. Access via SSC Bluetooth® app (can be downloaded from App Store, Play Store) and mobile Android or iOS devices. Usable as a tool for adjusting the fittings (module can then be removed). Or the module is left on the fitting (excepting VITUS shower fittings, SCHELLTRONIC urinal flush valves, and battery-operated PURIS E and VENUS E) and therefore enables stagnation flushes by weekday and by time of day. The last 64 stagnation flushes are stored and can be accessed via the app. This data can also be sent/exported via email as a CSV file if required. Access to the SSC Bluetooth® module is protected by an access code that can be changed individually.

Scope of delivery
- SSC Bluetooth® module
  - Integrated rechargeable battery for date/time reserve power

Technical data
- Wireless standard: Bluetooth® SMART
- Frequency band: 2,4 GHz
- Max. Range: 10 m (depending on installation site and building materials)

PU: 1, W: 0,08 kg/Piece **00 916 00 99**

Product description	Article number
Exposed shower panel retrofit set, LINUS DP-SC-T to DP-C-T For converting from manual to electronic actuation. **Scope of delivery** • CVD touch electronics • Solenoid valve with adapter • 6 V battery compartment, protection class IP65 • 4x AA alkaline battery 1.5 V • Fastening material **Technical data** • Setting options via SWS SSC - Actuation force (soft/medium/hard) - Manual programming (off/on) - Max. flow time (1-950 s) - Stagnation flush (off/1-1000 s, every 1-250 h after last flush/every 1-250 h) - Actuation timeout (off/1-255 s, timeout 1-2000 min) • Setting options via manual programming - Max. flow time (4-120 s, 10 program stages) - Stagnation flush (off/20 s, every 24 h) • Surface: Actuation Chrome	
PU: 1, W: 0,56 kg/Piece	**02 162 06 99**

Product description	Article number

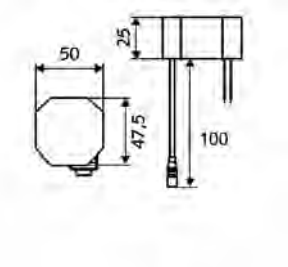

Concealed power supply unit 12 VDC, 100 - 240 VAC, 50 - 60 Hz

For up to 2 solenoid valves for thermal disinfection. Suitable for standard concealed appliance sokkets Ø 68 mm, T = min. 47 mm.

Scope of delivery
- Mains adapter
- Adapter cable

Technical data
- Input: 100 - 240 VAC, 50 - 60 Hz, Cable on braid
- Output: 12 VDC, on plug connectors

PU: 1, W: 0,11 kg/Piece **01 566 00 99**

Necessary associated articles
- Solenoid valve thermal disinfection 01 875 00 99 Page 156, 187
- Connection cable thermal disinfection 5 m 51 014 00 99 Page 156, 187 or
- Connection cable thermal disinfection 10 m 51 015 00 99 Page 156, 187

Installation Note
- Always use SCHELL connection cables.

Mains adapter VDC, 100-240 VAC, 50-60 Hz

For up to 12 solenoid valves for thermal disinfection. For mounting on 35 mm top-hat rail (according to EN 60715).

Scope of delivery
- Mains adapter

Technical data
- Input: 100 - 240 VAC, 50 - 60 Hz
- Output: 12 VDC, 2.5 A

PU: 1, W: 0,20 kg/Piece **01 490 00 99**

Necessary associated articles
- Solenoid valve thermal disinfection 01 875 00 99 Page 156, 187
- Connection cable thermal disinfection 5 m 51 014 00 99 Page 156, 187 or
- Connection cable thermal disinfection 10 m 51 015 00 99 Page 156, 187

Installation Note
- Always use SCHELL connection cables.
- Terminal strip and top-hat rail on site.

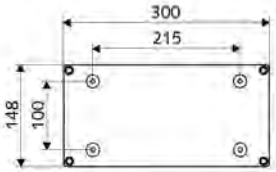

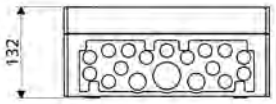

Electrical junction box 12 VDC, 100 - 240 VAC, 50 - 60 Hz

For up to 12 solenoid valves for thermal disinfection. Housing with cut-outs for ISO clamp fittings and 4-way cover locking.

Scope of delivery
- Electrical junction box
  - Top-hat rail, pre-assembled
  - 12-way connecting terminal block
  - Top-hat rail transformer

Technical data
- Input: 100 - 240 VAC, 50 - 60 Hz
- Output: 12 VDC, 2.5 A
- Protection class: IP 65

PU: 1, W: 1,51 kg/Piece **01 537 00 99**

Necessary associated articles
- Solenoid valve thermal disinfection 01 875 00 99 Page 156, 187
- Connection cable thermal disinfection 5 m 51 014 00 99 Page 156, 187 or
- Connection cable thermal disinfection 10 m 51 015 00 99 Page 156, 187

Installation Note
- Always use SCHELL connection cables.

Product description	Article number

Thermal disinfection according to DVGW-workscheet W 551

Solenoid valve thermal disinfection
Monostable, 12 V

Solenoid valve can be retrofitted to the planned connection in a water path. Function: Hot water is routed to bypass the thermostatic valve. Selection is made by using the on-site connection (central building control system, key switch, etc.).

Scope of delivery
- TD solenoid valve, 12 V monostable with connecting nipple and pre-filter
- Adapter cable

PU: 1, W: 0,12 kg/Piece **01 875 00 99**

Necessary associated articles
- Concealed power supply unit 12 VDC, 100 - 240 VAC, 50 - 60 Hz 01 566 00 99 Page 157, 186 or
- Mains adapter VDC, 100-240 VAC, 50-60 Hz 01 490 00 99 Page 157, 186 or
- Electrical junction box 12 VDC, 100 - 240 VAC, 50 - 60 Hz 01 537 00 99 Page 186

Recommended associated articles
- Connection cable thermal disinfection 5 m 51 014 00 99 Page 156, 187 or
- Connection cable thermal disinfection 10 m 51 015 00 99 Page 156, 187
- Thermal disinfection key switch 01 538 00 99 Page 156, 187

Connection cable thermal disinfection
To connect the 12 V mains adapter with the solenoid valve for thermal disinfection.

length: 5 m
PU: 1, W: 0,13 kg/Piece **51 014 00 99**

length: 10 m
PU: 1, W: 0,28 kg/Piece **51 015 00 99**

Recommended associated articles
- Solenoid valve thermal disinfection 01 875 00 99 Page 156, 187

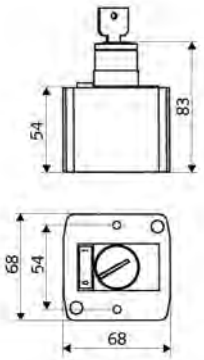

Thermal disinfection key switch
For activating thermal disinfection or a cleaning stop. Keys snaps into place and lockable in 2 positions.

Scope of delivery
- Exposed key switch 240 V/3 A
- 2 keys

Technical data
- Protection class: IP 65

PU: 1, W: 0,19 kg/Piece **01 538 00 99**

Necessary associated articles
- Solenoid valve thermal disinfection 01 875 00 99 Page 156, 187
- Concealed power supply unit 12 VDC, 100 - 240 VAC, 50 - 60 Hz 01 566 00 99 Page 157, 186 or
- Mains adapter VDC, 100-240 VAC, 50-60 Hz 01 490 00 99 Page 157, 186 or
- Electrical junction box 12 VDC, 100 - 240 VAC, 50 - 60 Hz 01 537 00 99 Page 186

Installation Note
- Connection only to SCHELL monostable solenoid valves with SCHELL mains adapters or elec. dist. boxes.

			Functional features														
			Function							Tempe-rature		Hygiene					
			Suitable for con-nection to SWS	Capable of being pa-rameterised by SSC	With VITUS BE-FV	Open / Close	Single-lever	Self-closing electronic	Self-closing mechanical	Mixed water	Thermostat	Stagnation / hygienic flush	Manual thermal desinfection	Electronic thermal desinfection	Battery operation		
Shower connection at top	**VITUS VD-C-T / o, incl. BE-F**																**Page**
		00 214 06 99	●	●	●			●			●	●		retrofit			192
		00 215 06 99	●	●	●			●			●	●		●			192
	VITUS VD-C-T / o																**Page**
		01 604 06 99	●	●				●			●	●	retrofit		●		190
		01 609 06 99	●	●				●			●	●	●*		●		190
	VITUS VD-SC-T / o																**Page**
		01 600 06 99							●		●		retrofit				194
		01 605 06 99							●		●		●*				194
	VITUS VD-SC-M / o																**Page**
		01 601 06 99							●	●			retrofit				194
		01 606 06 99							●	●			●*				194
	VITUS VD-Auf/Zu-T / o																**Page**
		01 602 06 99				●					●		retrofit				196
		01 607 06 99				●					●		●*				196
	VITUS VD-EH-M / o																**Page**
		01 603 06 99					●			●			retrofit				196
		01 608 06 99					●			●			●*				196

* Manual thermal disinfection with socket wrench (included in scope of delivery) is possible.

			Functional features														
			Function							Tempe-rature		Hygiene					
			Suitable for con-nection to SWS	Capable of being pa-rameterised by SSC	With VITUS BE-FV	Open / Close	Single-lever	Self-closing electronic	Self-closing mechanical	Mixed water	Thermostat	Stagnation / hygienic flush	Manual thermal desinfection	Electronic thermal desinfection	Battery operation		
Shower connection at bottom	**VITUS VD-C-T / u, incl. BE-F**																**Page**
		00 216 06 99	●	●	●			●			●	●		retrofit			193
		00 217 06 99	●	●	●			●			●	●		●			193
	VITUS VD-C-T / u																**Page**
		01 614 06 99	●	●				●			●	●	retrofit		●		191
		01 619 06 99	●	●				●			●	●	●*		●		191
	VITUS VD-SC-T / u																**Page**
		01 610 06 99							●		●		retrofit				195
		01 615 06 99							●		●		●*				195
	VITUS VD-SC-M / u																**Page**
		01 611 06 99							●	●			retrofit				195
		01 616 06 99							●	●			●*				195
	VITUS VD-Auf/Zu-T / u																**Page**
		01 612 06 99				●					●		retrofit				197
		01 617 06 99				●					●		●*				197
	VITUS VD-EH-M / u																**Page**
		01 613 06 99					●			●			retrofit				197
		01 618 06 99					●			●			●*				197
	MODUS MD-T																**Page**
		02 185 06 99					●				●		●**				198

* Manual thermal disinfection with socket wrench (included in scope of delivery) is possible.
** Manual thermal disinfection is possible.

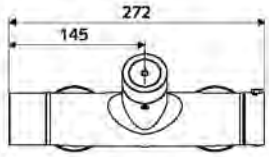

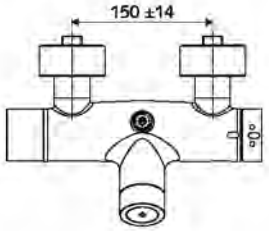

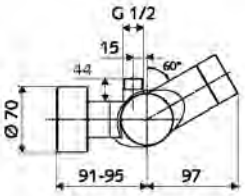

- single-lever ☐
- 90° Open/Close ☐
- self-closing ☐
- CVD-Touch-electronic ☑
- clinic arm-lever ☐
- mixed water ☐
- thermostat ☑
- stagnation flush ☑
- *thermal disinfection ☑

SWS

SSC

BELGAQUA

Product description	Article number

Exposed shower tap VITUS VD -C-T / o
Mixed water, thermostat

Triggering via CVD-Touch electronics with automatic closing. Battery operation. Shower connection at top. Suitable for networking with the SCHELL SWS water management system. Configurable via SCHELL Single Control SSC.

Scope of delivery
- Electronic self-closing exposed shower tap
  - ThermoProtect thermostat, conform to EN 1111, unlockable/lockable temperature lock at 38 °C, anti-scalding protection if cold water supply fails
  - CVD-Touch electronics, programmable, IP65 protection against low-pressure water jets
  - 6 V solenoid valve with pre-filter
  - 2 backflow preventers (EN 1717: EB-type)
  - 6 V battery compartment (integrated)
- 4x AA alkaline battery 1.5 V
- 2 S-connections and rosettes (depth-adjustable)

Technical data
- Setting options via SWS SSC
  - Actuation force (soft/medium/hard)
  - Manual programming (off/on)
  - Max. flow time (1-950 s)
  - Stagnation flush (off/1-1000 s, every 1-250 h after last flush/every 1-250 h)
  - Actuation timeout (off/1-255 s, timeout 1-2000 min)
- Setting options via manual programming
  - Max. flow time (4-120 s, 10 program stages)
  - Stagnation flush (off/20 s, every 24 h)
- Flow pressure: 1.0 - 5.0 bar
- Max. Resting pressure: 8 bar
- Max. operating temperature: 70 °C (80 °C for thermal disinfection)
- Material: Housing Brass, conform to German drinking water regulations
- Surface: Chrome
- Connection: 2x DN 15 G 1/2 AG
- Outlet: DN 15 G 1/2 AG (top)
- Certificates: PA-IX 28574/IB, ACS, Belgaqua
- Noise class: I
- Flow class: B

PU: 1, W: 4,35 kg/Piece	**01 604 06 99**
With Valve (mechanical) for thermal disinfection (according to DVGW worksheet W 551) **PU: 1, W: 4,31 kg/Piece**	**01 609 06 99**

Recommended associated articles
- S-connecting with isolating valve 23 775 00 99 Page 128, 200

For concealed shower head connection
- Outlet elbow VITUS DN 15 25 668 06 99 Page 200 or
- Outlet elbow VITUS DN 15 25 667 06 99 Page 200
- Shower head COMFORT Flex 01 821 06 99 Page 158, 202 or
- Low aerosol shower head 01 814 06 99 Page 158, 202

For exposed shower head connection
- Exposed pipe set VITUS 25 666 06 99 Page 201
- Exposed shower head COMFORT 01 846 06 99 Page 201

For networking with SWS water management system
- SWS Server 00 500 00 99 Page 18
- SWS Bus extender wireless BE-F VITUS 00 507 00 99 Page 36

For parametrisation with Single Control SSC
- SSC Bluetooth® module VITUS 00 917 00 99 Page 36

single-lever ☐
90° Open/Close ☐
self-closing ☐
CVD-Touch-electronic ☑
clinic arm-lever ☐

mixed water ☐
thermostat ☑

stagnation flush ☑
*thermal disinfection ☑

SWS
SSC

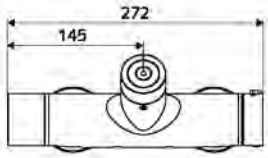

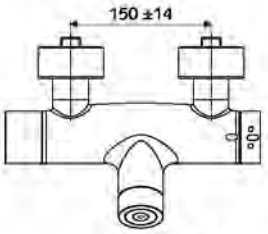

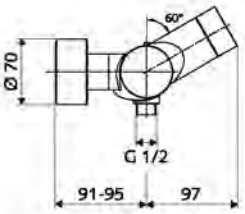

BELGAQUA

Product description	Article number

Exposed shower tap VITUS VD -C-T / u
Mixed water, thermostat

Triggering via CVD-Touch electronics with automatic closing. Battery operation. Shower connection at bottom. Suitable for networking with the SCHELL SWS water management system. Configurable via SCHELL Single Control SSC.

Scope of delivery
- Electronic self-closing exposed shower tap
  - ThermoProtect thermostat, conform to EN 1111, unlockable/lockable temperature lock at 38 °C, anti-scalding protection if cold water supply fails
  - CVD-Touch electronics, programmable, IP65 protection against low-pressure water jets
  - 6 V solenoid valve with pre-filter
  - 2 backflow preventers (EN 1717: EB-type)
  - 6 V battery compartment (integrated)
- 4x AA alkaline battery 1.5 V
- 2 S-connections and rosettes (depth-adjustable)

Technical data
- Setting options via SWS SSC
  - Actuation force (soft/medium/hard)
  - Manual programming (off/on)
  - Max. flow time (1-950 s)
  - Stagnation flush (off/1-1000 s, every 1-250 h after last flush/every 1-250 h)
  - Actuation timeout (off/1-255 s, timeout 1-2000 min)
- Setting options via manual programming
  - Max. flow time (4-120 s, 10 program stages)
  - Stagnation flush (off/20 s, every 24 h)
- Flow pressure: 1.0 - 5.0 bar
- Max. Resting pressure: 8 bar
- Max. operating temperature: 70 °C (80 °C for thermal disinfection)
- Material: Housing Brass, conform to German drinking water regulations
- Surface: Chrome
- Connection: 2x DN 15 G 1/2 AG
- Outlet: DN 15 G 1/2 AG (bottom)
- Certificates: PA-IX 28574/IB, ACS, Belgaqua
- Noise class: I
- Flow class: B

PU: 1, W: 4,29 kg/Piece	**01 614 06 99**
With Valve (mechanical) for thermal disinfection (according to DVGW worksheet W 551) PU: 1, W: 4,89 kg/Piece	**01 619 06 99**

Recommended associated articles
- S-connecting with isolating valve 23 775 00 99 Page 128, 200
- Shower kit VITUS 29 189 06 99 Page 199
- Hand shower VITUS 29 191 06 99 Page 199

For networking with SWS water management system
- SWS Server 00 500 00 99 Page 18
- SWS Bus extender wireless BE-F VITUS 00 507 00 99 Page 36

For parametrisation with Single Control SSC
- SSC Bluetooth® module VITUS 00 917 00 99 Page 36

single-lever	☐
90° Open/Close	☐
self-closing	☐
CVD-Touch-electronic	☑
clinic arm-lever	☐
mixed water	☐
thermostat	☑
stagnation flush	☑
*thermal disinfection	☑

SWS

SSC

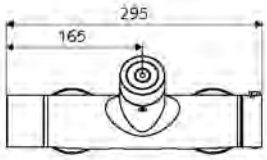

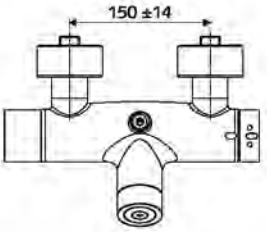

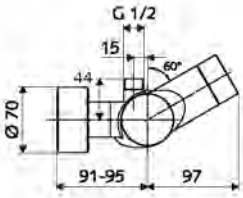

BELGAQUA

Product description	Article number

Exposed shower tap VITUS VD -C-T / o
Mixed water, thermostat

Triggering via CVD-Touch electronics with automatic closing. Battery operation. Shower connection at top. Integrated SWS Bus extender wireless BE-F VITUS for networking with the SWS water management system. Configurable via SCHELL Single Control SSC.

Scope of delivery
- Electronic self-closing exposed shower tap
  - ThermoProtect thermostat, conform to EN 1111, unlockable/lockable temperature lock at 38 °C, anti-scalding protection if cold water supply fails
  - CVD-Touch electronics, programmable, IP65 protection against low-pressure water jets
  - BE-F VITUS wireless bus extender
  - 6 V solenoid valve with pre-filter
  - 2 backflow preventers (EN 1717: EB-type)
  - 6 V battery compartment (integrated)
- 4x AA alkaline battery 1.5 V
- 2 S-connections and rosettes (depth-adjustable)

Technical data
- Setting options via SWS SSC
  - Actuation force (soft/medium/hard)
  - Manual programming (off/on)
  - Max. flow time (1-950 s)
  - Stagnation flush (off/1-1000 s, every 1-250 h after last flush/every 1-250 h)
  - Actuation timeout (off/1-255 s, timeout 1-2000 min)
- Setting options via manual programming
  - Max. flow time (4-120 s, 10 program stages)
  - Stagnation flush (off/20 s, every 24 h)
- Flow pressure: 1.0 - 5.0 bar
- Max. Resting pressure: 8 bar
- Max. operating temperature: 70 °C (80 °C for thermal disinfection)
- Material: Housing Brass, conform to German drinking water regulations
- Surface: Chrome
- Connection: 2x DN 15 G 1/2 AG
- Outlet: DN 15 G 1/2 AG (top)
- Certificates: PA-IX 28574/IB, Belgaqua
- Noise class: I
- Flow class: B

PU: 1, W: 4,33 kg/Piece	**00 214 06 99**
With Solenoid valve 6 V automatic thermal disinfection with SWS (in accordance with DVGW worksheet W 551). PU: 1, W: 4,33 kg/Piece	**00 215 06 99**

Necessary associated articles
- SWS Server 00 500 00 99 Page 18

Recommended associated articles
- S-connecting with isolating valve 23 775 00 99 Page 200

For concealed shower head connection
- Outlet elbow VITUS DN 15 25 667 06 99 Page 200 or
- Outlet elbow VITUS DN 15 25 668 06 99 Page 200
- Shower head COMFORT Flex 01 821 06 99 Page 202 or
- Low aerosol shower head 01 814 06 99 Page 202

For exposed shower head connection
- Exposed pipe set VITUS 25 666 06 99 Page 201
- Exposed shower head COMFORT 01 846 06 99 Page 201

For parametrisation with Single Control SSC
- SSC Bluetooth® module 00 916 00 99 Page 203

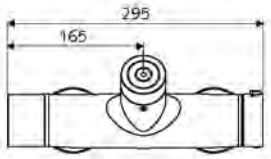

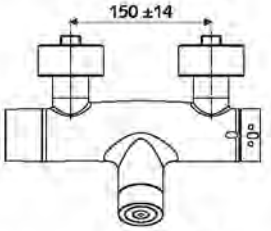

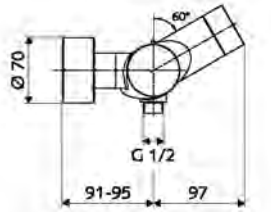

- single-lever ☐
- 90° Open/Close ☐
- self-closing ☐
- CVD-Touch-electronic ☑
- clinic arm-lever ☐
- mixed water ☐
- thermostat ☑
- stagnation flush ☑
- *thermal disinfection ☑

SWS

SSC

BELGAQUA

Product description	Article number

Exposed shower tap VITUS VD -C-T / u
Mixed water, thermostat

Triggering via CVD-Touch electronics with automatic closing. Battery operation. Shower connection at bottom. Integrated SWS Bus extender wireless BE-F VITUS for networking with the SWS water management system. Configurable via SCHELL Single Control SSC.

Scope of delivery
- Electronic self-closing exposed shower tap
  - ThermoProtect thermostat, conform to EN 1111, unlockable/lockable temperature lock at 38 °C, anti-scalding protection if cold water supply fails
  - CVD-Touch electronics, programmable, IP65 protection against low-pressure water jets
  - BE-F VITUS wireless bus extender
  - 6 V solenoid valve with pre-filter
  - 6 V battery compartment (integrated)
- 4x AA alkaline battery 1.5 V
- 2 backflow preventers (EN 1717: EB-type)
- 2 S-connections and rosettes (depth-adjustable)

Technical data
- Setting options via SWS SSC
  - Actuation force (soft/medium/hard)
  - Manual programming (off/on)
  - Max. flow time (1-950 s)
  - Stagnation flush (off/1-1000 s, every 1-250 h after last flush/every 1-250 h)
  - Actuation timeout (off/1-255 s, timeout 1-2000 min)
- Setting options via manual programming
  - Max. flow time (4-120 s, 10 program stages)
  - Stagnation flush (off/20 s, every 24 h)
- Flow pressure: 1.0 - 5.0 bar
- Max. Resting pressure: 8 bar
- Max. operating temperature: 70 °C (80 °C for thermal disinfection)
- Material: Housing Brass, conform to German drinking water regulations
- Surface: Chrome
- Connection: 2x DN 15 G 1/2 AG
- Outlet: DN 15 G 1/2 AG (bottom)
- Certificates: PA-IX 28574/IB, Belgaqua
- Noise class: I
- Flow class: B

PU: 1, W: 4,30 kg/Piece	**00 216 06 99**
With Solenoid valve 6 V automatic thermal disinfection with SWS (in accordance with DVGW worksheet W 551). **PU: 1, W: 4,33 kg/Piece**	**00 217 06 99**

Necessary associated articles
- SWS Server 00 500 00 99 Page 18

Recommended associated articles
- S-connecting with isolating valve 23 775 00 99 Page 200
- Shower kit VITUS 29 189 06 99 Page 199
- Hand shower VITUS 29 191 06 99 Page 199

For parametrisation with Single Control SSC
- SSC Bluetooth® module 00 916 00 99 Page 184

single-lever ☐
90° Open/Close ☐
self-closing ☑
clinic arm-lever ☐

mixed water ☐
thermostat ☑

stagnation flush ☐
*thermal disinfection ☑

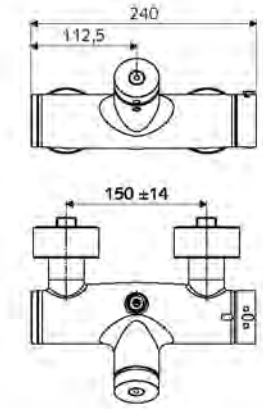

BELGAQUA

Product description	Article number

Exposed shower tap VITUS VD -SC-T /o
Mixed water, thermostat

Manual actuation with automatic closing. Easy flow time adjustment. Shower connection at top.

Scope of delivery
- Self-closing exposed shower tap
  - SC self-closing button
  - ThermoProtect thermostat, conform to EN 1111, unlockable/lockable temperature lock at 38 °C, anti-scalding protection if cold water supply fails
  - Self-closing cartridge SC II
  - 2 backflow preventers (EN 1717: EB-type)
- 2 S-connections and rosettes (depth-adjustable)

Technical data
- Running time: 5 - 30 s
- Max. operating temperature: 70 °C (80 °C for thermal disinfection)
- Material: Housing Brass, conform to German drinking water regulations
- Surface: Chrome
- Connection: 2x DN 15 G 1/2 AG
- Outlet: DN 15 G 1/2 AG (top)
- Certificates: PA-IX 28574/IB, DVGW, ACS, Belgaqua
- Noise class: I
- Flow class: B

PU: 1, W: 4,02 kg/Piece	**01 600 06 99**
With Valve (mechanical) for thermal disinfection (according to DVGW worksheet W 551) **PU: 1, W: 4,04 kg/Piece**	**01 605 06 99**

Recommended associated articles
- S-connecting with isolating valve 23 775 00 99 Page 200

For concealed shower head connection
- Outlet elbow VITUS DN 15 25 667 06 99 Page 200 or
- Outlet elbow VITUS DN 15 25 668 06 99 Page 200
- Shower head COMFORT Flex 01 821 06 99 Page 202 or
- Low aerosol shower head 01 814 06 99 Page 202

For exposed shower head connection
- Exposed pipe set VITUS 25 666 06 99 Page 201
- Exposed shower head COMFORT 01 846 06 99 Page 201

single-lever ☐
90° Open/Close ☐
self-closing ☑
clinic arm-lever ☐

mixed water ☑
thermostat ☐

stagnation flush ☐
*thermal disinfection ☑

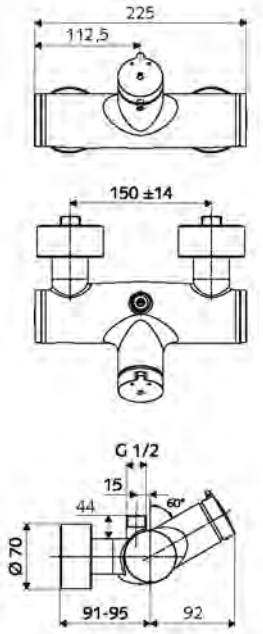

BELGAQUA

Exposed shower tap VITUS VD -SC-M / o
Mixed water

Manual actuation with automatic closing. Easy flow time adjustment. Shower connection at top.

Scope of delivery
- Self-closing exposed shower tap
  - SC-M self-closing button
  - Self-closing cartridge SC II with hot water restrictor
  - 2 backflow preventers (EN 1717: EB-type)
- 2 S-connections and rosettes (depth-adjustable)

Technical data
- Running time: 5 - 30 s
- Max. operating temperature: 70 °C (80 °C for thermal disinfection)
- Material: Housing Brass, conform to German drinking water regulations
- Surface: Chrome
- Connection: 2x DN 15 G 1/2 AG
- Outlet: DN 15 G 1/2 AG (top)
- Certificates: PA-IX 38241/IB, ACS, Belgaqua
- Noise class: I
- Flow class: B

PU: 1, W: 3,75 kg/Piece	**01 601 06 99**
With Valve (mechanical) for thermal disinfection (according to DVGW worksheet W 551) **PU: 1, W: 3,78 kg/Piece**	**01 606 06 99**

Recommended associated articles
- S-connecting with isolating valve 23 775 00 99 Page 200

For concealed shower head connection
- Outlet elbow VITUS DN 15 25 667 06 99 Page 200 or
- Outlet elbow VITUS DN 15 25 668 06 99 Page 200
- Shower head COMFORT Flex 01 821 06 99 Page 202 or
- Low aerosol shower head 01 814 06 99 Page 202

For exposed shower head connection
- Exposed pipe set VITUS 25 666 06 99 Page 201
- Exposed shower head COMFORT 01 846 06 99 Page 201



single-lever	☐
90° Open/Close	☐
self-closing	☑
clinic arm-lever	☐
mixed water	☐
thermostat	☑
stagnation flush	☐
*thermal disinfection	☑

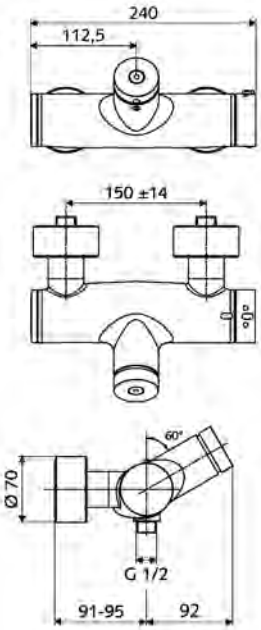

BELGAQUA

Product description	Article number

Exposed shower tap VITUS VD -SC-T /u
Mixed water, thermostat

Manual actuation with automatic closing. Easy flow time adjustment. Shower connection at bottom.

Scope of delivery
- Self-closing exposed shower tap
  - SC self-closing button
  - ThermoProtect thermostat, conform to EN 1111, unlockable/lockable temperature lock at 38 °C, anti-scalding protection if cold water supply fails
  - Self-closing cartridge SC II
  - 2 backflow preventers (EN 1717: EB-type)
- 2 S-connections and rosettes (depth-adjustable)

Technical data
- Running time: 5 - 30 s
- Max. operating temperature: 70 °C (80 °C for thermal disinfection)
- Material: Housing Brass, conform to German drinking water regulations
- Surface: Chrome
- Connection: 2x DN 15 G 1/2 AG
- Outlet: DN 15 G 1/2 AG (bottom)
- Certificates: PA-IX 28574/IB, DVGW, ACS, Belgaqua
- Noise class: I
- Flow class: B

PU: 1, W: 4,05 kg/Piece	**01 610 06 99**
With Valve (mechanical) for thermal disinfection (according to DVGW worksheet W 551) **PU: 1, W: 4,04 kg/Piece**	**01 615 06 99**

Recommended associated articles
- S-connecting with isolating valve 23 775 00 99 Page 200
- Shower kit VITUS 29 189 06 99 Page 199
- Hand shower VITUS 29 191 06 99 Page 199

single-lever	☐
90° Open/Close	☐
self-closing	☑
clinic arm-lever	☐
mixed water	☑
thermostat	☐
stagnation flush	☐
*thermal disinfection	☑

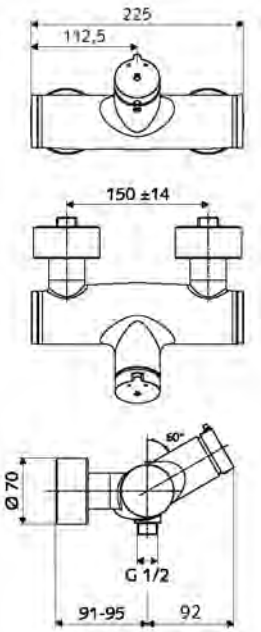

BELGAQUA

Exposed shower tap VITUS VD -SC-M /u
Mixed water

Manual actuation with automatic closing. Easy flow time adjustment. Shower connection at bottom.

Scope of delivery
- Self-closing exposed shower tap
  - SC-M self-closing button
  - Self-closing cartridge SC II with hot water restrictor
  - 2 backflow preventers (EN 1717: EB-type)
- 2 S-connections and rosettes (depth-adjustable)

Technical data
- Running time: 5 - 30 s
- Max. operating temperature: 70 °C (80 °C for thermal disinfection)
- Material: Housing Brass, conform to German drinking water regulations
- Surface: Chrome
- Connection: 2x DN 15 G 1/2 AG
- Outlet: DN 15 G 1/2 AG (bottom)
- Certificates: PA-IX 38241/IB, ACS, Belgaqua
- Noise class: I
- Flow class: B

PU: 1, W: 3,76 kg/Piece	**01 611 06 99**
With Valve (mechanical) for thermal disinfection (according to DVGW worksheet W 551) **PU: 1, W: 3,80 kg/Piece**	**01 616 06 99**

Recommended associated articles
- S-connecting with isolating valve 23 775 00 99 Page 200
- Shower kit VITUS 29 189 06 99 Page 199
- Hand shower VITUS 29 191 06 99 Page 199

single-lever ☐
90° Open/Close ☑
self-closing ☐
clinic arm-lever ☐

mixed water ☐
thermostat ☑

stagnation flush ☐
*thermal disinfection ☑

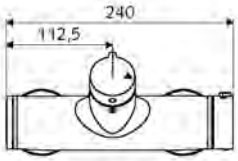

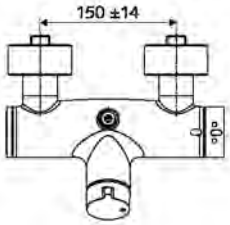

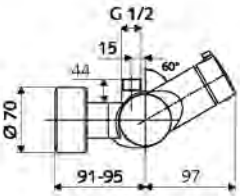

BELGAQUA

Product description	Article number

Exposed shower tap VITUS VD open/close-T / o
Mixed water, thermostat

Manual open/closed actuation. Shower connection at top.

Scope of delivery
- Open/closed exposed shower tap
  - Operating button open/close
  - ThermoProtect thermostat, conform to EN 1111, unlockable/lockable temperature lock at 38 °C, anti-scalding protection if cold water supply fails
  - Open/closed ceramic cartridge
  - 2 backflow preventers (EN 1717: EB-type)
- 2 S-connections and rosettes (depth-adjustable)

Technical data
- Max. operating temperature: 70 °C (80 °C for thermal disinfection)
- Material: Housing Brass, conform to German drinking water regulations
- Surface: Chrome
- Connection: 2x DN 15 G 1/2 AG
- Outlet: DN 15 G 1/2 AG (top)
- Certificates: PA-IX 38240/IB, ACS, Belgaqua
- Noise class: I
- Flow class: B

PU: 1, W: 4,18 kg/Piece	**01 602 06 99**
With Valve (mechanical) for thermal disinfection (according to DVGW worksheet W 551) **PU: 1, W: 4,24 kg/Piece**	**01 607 06 99**

Recommended associated articles
- S-connecting with isolating valve 23 775 00 99 Page 200

For concealed shower head connection
- Outlet elbow VITUS DN 15 25 667 06 99 Page 200 or
- Outlet elbow VITUS DN 15 25 668 06 99 Page 200
- Shower head COMFORT Flex 01 821 06 99 Page 202 or
- Low aerosol shower head 01 814 06 99 Page 202

For exposed shower head connection
- Exposed pipe set VITUS 25 666 06 99 Page 201
- Exposed shower head COMFORT 01 846 06 99 Page 201

single-lever ☑
90° Open/Close ☐
self-closing ☐
clinic arm-lever ☐

mixed water ☑
thermostat ☐

stagnation flush ☐
*thermal disinfection ☑

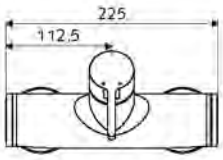

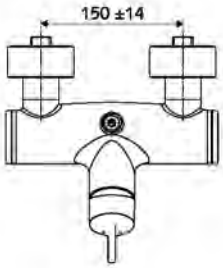

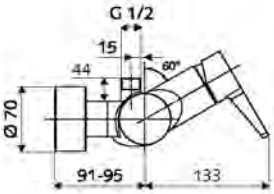

BELGAQUA

Exposed shower tap VITUS VD -EH-M / o
Mixed water

Manual open/closed actuation. Shower connection at top.

Scope of delivery
- Single-lever exposed shower tap
  - Single-lever mixer
  - Single-lever mixing ceramic cartridge with hot water and flow restrictor
- 2 backflow preventers (EN 1717: EB-type)
- 2 S-connections and rosettes (depth-adjustable)

Technical data
- Max. operating temperature: 70 °C (80 °C for thermal disinfection)
- Material: Housing Brass, conform to German drinking water regulations
- Surface: Chrome
- Connection: 2x DN 15 G 1/2 AG
- Outlet: DN 15 G 1/2 AG (top)
- Certificates: PA-IX 38242/IB, ACS, Belgaqua
- Noise class: I
- Flow class: B

PU: 1, W: 3,95 kg/Piece	**01 603 06 99**
With Valve (mechanical) for thermal disinfection (according to DVGW worksheet W 551) **PU: 1, W: 3,98 kg/Piece**	**01 608 06 99**

Recommended associated articles
- S-connecting with isolating valve 23 775 00 99 Page 200

For concealed shower head connection
- Outlet elbow VITUS DN 15 25 667 06 99 Page 200 or
- Outlet elbow VITUS DN 15 25 668 06 99 Page 200
- Shower head COMFORT Flex 01 821 06 99 Page 202 or
- Low aerosol shower head 01 814 06 99 Page 202

For exposed shower head connection
- Exposed pipe set VITUS 25 666 06 99 Page 201
- Exposed shower head COMFORT 01 846 06 99 Page 201

- single-lever ☐
- 90° Open/Close ☑
- self-closing ☐
- clinic arm-lever ☐
- mixed water ☐
- thermostat ☑
- stagnation flush ☐
- *thermal disinfection ☑

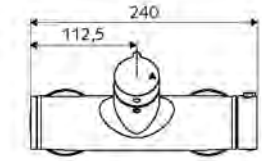

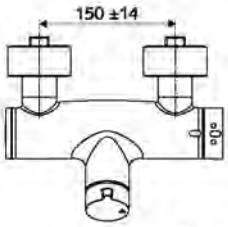

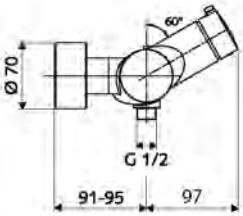

BELGAQUA

Product description	Article number

Exposed shower tap VITUS VD open/close-T / u
Mixed water, thermostat

Manual open/closed actuation. Shower connection at bottom.

Scope of delivery
- Open/closed exposed shower tap
  - Operating button open/close
  - ThermoProtect thermostat, conform to EN 1111, unlockable/lockable temperature lock at 38 °C, anti-scalding protection if cold water supply fails
  - Open/closed ceramic cartridge
  - 2 backflow preventers (EN 1717: EB-type)
- 2 S-connections and rosettes (depth-adjustable)

Technical data
- Max. operating temperature: 70 °C (80 °C for thermal disinfection)
- Material: Housing Brass, conform to German drinking water regulations
- Surface: Chrome
- Connection: 2x DN 15 G 1/2 AG
- Outlet: DN 15 G 1/2 AG (bottom)
- Certificates: PA-IX 38240/IB, ACS, Belgaqua
- Noise class: I
- Flow class: B

PU: 1, W: 4,21 kg/Piece — **01 612 06 99**

With Valve (mechanical) for thermal disinfection (according to DVGW worksheet W 551)
PU: 1, W: 4,22 kg/Piece — **01 617 06 99**

Recommended associated articles
- S-connecting with isolating valve 23 775 00 99 Page 200
- Shower kit VITUS 29 189 06 99 Page 199
- Hand shower VITUS 29 191 06 99 Page 199

- single-lever ☑
- 90° Open/Close ☐
- self-closing ☐
- clinic arm-lever ☐
- mixed water ☑
- thermostat ☐
- stagnation flush ☐
- *thermal disinfection ☑

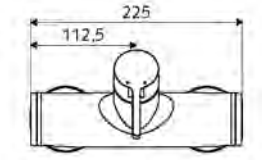

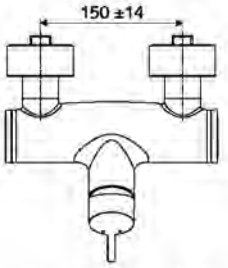

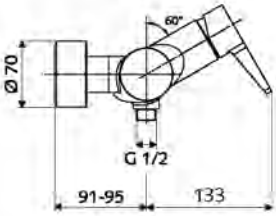

BELGAQUA

Exposed shower tap VITUS VD -EH-M / u
Mixed water

Manual open/closed actuation. Shower connection at bottom.

Scope of delivery
- Single-lever exposed shower tap
  - Single-lever mixer
  - Single-lever mixing ceramic cartridge with hot water and flow restrictor
- 2 backflow preventers (EN 1717: EB-type)
- 2 S-connections and rosettes (depth-adjustable)

Technical data
- Max. operating temperature: 70 °C (80 °C for thermal disinfection)
- Material: Housing Brass, conform to German drinking water regulations
- Surface: Chrome
- Connection: 2x DN 15 G 1/2 AG
- Outlet: DN 15 G 1/2 AG (bottom)
- Certificates: PA-IX 38242/IB, ACS, Belgaqua
- Noise class: I
- Flow class: B

PU: 1, W: 3,99 kg/Piece — **01 613 06 99**

With Valve (mechanical) for thermal disinfection (according to DVGW worksheet W 551)
PU: 1, W: 4,03 kg/Piece — **01 618 06 99**

Recommended associated articles
- S-connecting with isolating valve 23 775 00 99 Page 200
- Shower kit VITUS 29 189 06 99 Page 199
- Hand shower VITUS 29 191 06 99 Page 199

NEW

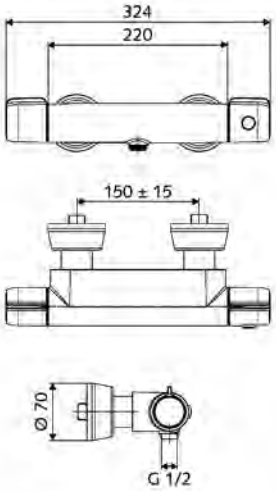

Available on demand

Product description	Article number
Exposed shower tap MODUS MD-T **Mixed water, ThermoProtect thermostat** Manual open/closed actuation. **Scope of delivery** • On/Off surface-mounted shower fitting - Operating button open/close - ThermoProtect thermostat, conform to EN 1111, unlockable/lockable temperature lock at 38 °C, anti-scalding protection if cold water supply fails - IsoBody housing - Open/closed ceramic cartridge • 2 backflow preventers (EN 1717: EB-type) • 2 S-connections and rosettes (depth-adjustable) **Technical data** • Max. operating temperature: 70 °C (80 °C for thermal disinfection) • Material: Housing Brass, conform to German drinking water regulations • Surface: Chrome • Connection: 2x DN 15 G 1/2 AG • Outlet: DN 15 G 1/2 AG (bottom)	
PU: 1	**02 185 06 99**

Recommended associated articles
- Shower kit VITUS 29 189 06 99 Page 199
- Hand shower VITUS 29 191 06 99 Page 199

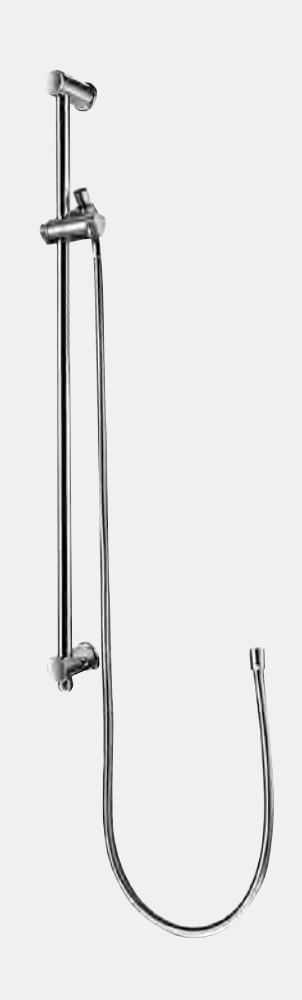

Product description	Article number

Shower kit VITUS

For VITUS exposed shower fittings with shower connection at bottom.

Scope of delivery
- Flexible hose 1500 mm
- Wall bracket bar 920 mm
- Fastening material

Technical data
- Surface: Chrome

PU: 1, W: 0,89 kg/Piece **29 189 06 99**

Recommended associated articles
- Hand shower VITUS 29 191 06 99 Page 199

In connection with
- Exposed shower tap VITUS VD -C-T / u 01 614 06 99 Page 191 or
- Exposed shower tap VITUS VD -C-T / u 01 619 06 99 Page 191 or
- Exposed shower tap VITUS VD -C-T / u 00 216 06 99 Page 193 or
- Exposed shower tap VITUS VD -C-T / u 00 217 06 99 Page 193 or
- Exposed shower tap VITUS VD -SC-T /u 01 610 06 99 Page 195 or
- Exposed shower tap VITUS VD -SC-T /u 01 615 06 99 Page 195 or
- Exposed shower tap VITUS VD -SC-M /u 01 611 06 99 Page 195 or
- Exposed shower tap VITUS VD -SC-M /u 01 616 06 99 Page 195 or
- Exposed shower tap VITUS VD open/close-T / u 01 612 06 99 Page 197 or
- Exposed shower tap VITUS VD open/close-T / u 01 617 06 99 Page 197 or
- Exposed shower tap VITUS VD -EH-M / u 01 613 06 99 Page 197 or
- Exposed shower tap VITUS VD -EH-M / u 01 618 06 99 Page 197



Hand shower VITUS

Three-jet hand shower with anti-limescale burls for VITUS shower kit.

Scope of delivery
- Hand shower
  - Water flow restrictor

Technical data
- Jet types: Soft stream (I), Massage jet (II), Mix of soft stream and massage jet (III)
- Surface: Chrome
- Connection: DN 15 G 1/2 AG

PU: 1, W: 0,23 kg/Piece **29 191 06 99**

Recommended associated articles
- Shower kit VITUS 29 189 06 99 Page 199

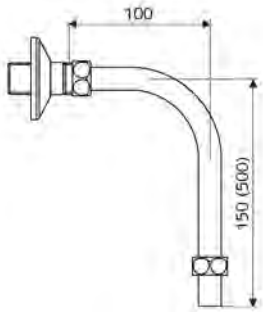

Product description	Article number

Outlet elbow VITUS DN 15

For VITUS exposed shower fittings with shower connection at top.

Scope of delivery
- Double nipple with rosette
- 2 compression connections
- Pipe elbow Ø 15 mm, can be cut to length

Technical data
- Connection: G 1/2 IG
- Outlet: G 1/2 AG

Dimensions: h 150 mm x d 100 mm **PU: 1, W: 0,26 kg/Piece**	**25 667 06 99**
Dimensions: h 500 mm x d 100 mm **PU: 1, W: 0,51 kg/Piece**	**25 668 06 99**

Recommended associated articles
- Shower head COMFORT Flex 01 821 06 99 Page 158, 202 or
- Low aerosol shower head 01 814 06 99 Page 158, 202

In connection with
- Exposed shower tap VITUS VD -C-T / o 01 604 06 99 Page 190 or
- Exposed shower tap VITUS VD -C-T / o 01 609 06 99 Page 190 or
- Exposed shower tap VITUS VD -C-T / o 00 214 06 99 Page 192 or
- Exposed shower tap VITUS VD -C-T / o 00 215 06 99 Page 192 or
- Exposed shower tap VITUS VD -SC-T /o 01 600 06 99 Page 194 or
- Exposed shower tap VITUS VD -SC-T /o 01 605 06 99 Page 194 or
- Exposed shower tap VITUS VD -SC-M / o 01 601 06 99 Page 194 or
- Exposed shower tap VITUS VD -SC-M / o 01 606 06 99 Page 194 or
- Exposed shower tap VITUS VD open/close-T / o 01 602 06 99 Page 196 or
- Exposed shower tap VITUS VD open/close-T / o 01 607 06 99 Page 196 or
- Exposed shower tap VITUS VD -EH-M / o 01 603 06 99 Page 196 or
- Exposed shower tap VITUS VD -EH-M / o 01 608 06 99 Page 196

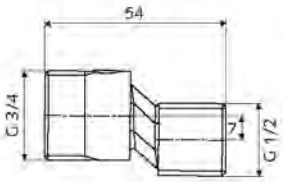

S-connecting with isolating valve

Easy-maintenance S-connections for all exposed VITUS fittings.

Scope of delivery
- 2 S-connections with isolating valve

Technical data
- Material: Brass, conform to German drinking water regulations
- Connection: DN 15 G 1/2 AG
- Outlet: G 3/4 AG

PU: 1, W: 0,23 kg/Piece	**23 775 00 99**

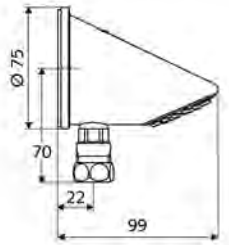

Product description	Article number

Exposed shower head COMFORT

Vandal-resistant shower head, with soft stream and anti-limescale burls. Exposed shower head, connection at bottom.

Scope of delivery
- Shower head
- Compression connection
- Fastening material for wall installation

Technical data
- Flow: max. 9 l/min pressure independent
- Surface: Chrome
- Tilt angle: 23 °
- Connection: Ø 15 (DN 15 G 1/2 AG)
- Certificates: DIN-DVGW

PU: 1, W: 0,98 kg/Piece **01 846 06 99**

Recommended associated articles
- Exposed pipe set VITUS 25 666 06 99 Page 201

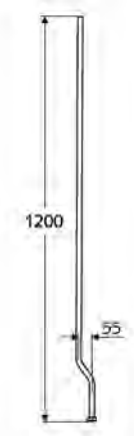

Exposed pipe set VITUS

For VITUS exposed shower fittings with shower connection at top.

Scope of delivery
- Compression connection
- Cranked pipe

Technical data
- Material: Pipe Copper
- Surface: Chrome
- length: 1212 mm
- Connection: G 1/2 IG
- Outlet: Ø 15 x 1 mm

PU: 1, W: 0,84 kg/Piece **25 666 06 99**

Recommended associated articles
- Exposed shower head COMFORT 01 846 06 99 Page 201

In connection with
- Exposed shower tap VITUS VD -C-T / o 01 604 06 99 Page 190 or
- Exposed shower tap VITUS VD -C-T / o 01 609 06 99 Page 190 or
- Exposed shower tap VITUS VD -C-T / o 00 214 06 99 Page 192 or
- Exposed shower tap VITUS VD -C-T / o 00 215 06 99 Page 192 or
- Exposed shower tap VITUS VD -SC-T /o 01 600 06 99 Page 194 or
- Exposed shower tap VITUS VD -SC-T /o 01 605 06 99 Page 194 or
- Exposed shower tap VITUS VD -SC-M / o 01 601 06 99 Page 194 or
- Exposed shower tap VITUS VD -SC-M / o 01 606 06 99 Page 194 or
- Exposed shower tap VITUS VD open/close-T / o 01 602 06 99 Page 196 or
- Exposed shower tap VITUS VD open/close-T / o 01 607 06 99 Page 196 or
- Exposed shower tap VITUS VD -EH-M / o 01 603 06 99 Page 196 or
- Exposed shower tap VITUS VD -EH-M / o 01 608 06 99 Page 196

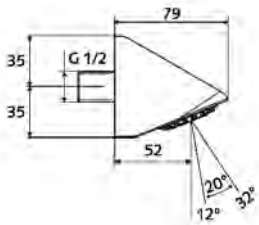



Product description	Article number

Shower head COMFORT Flex

Adjustable tilt angle. Vandal-resistant shower head, with soft stream and anti-limescale burls. Angled version minimises likelihood of use for suicide.

Scope of delivery
- Shower head

Technical data
- Flow: max. 9 l/min pressure independent
- Material: Housing Brass, conform to German drinking water regulations
- Surface: Chrome
- Tilt angle: 12 - 32 °
- Connection: DN 15 G 1/2 AG
- Certificates: P-IX 29941/IZ, DIN-DVGW, ACS, WRAS applied
- Noise class: I
- Flow class: Z

PU: 1, W: 0,50 kg/Piece **01 821 06 99**

Recommended associated articles
- Sampling valve COMFORT Flex 01 823 00 99 Page 159, 183

Note
- Jet pattern 12°: a 260 mm, b 430 mm, c 690 mm
- Jet pattern 32°: a 730 mm, b 480 mm, c 1210 mm

Flow restrictor LEED
For COMFORT Flex shower head.

Flow restrictor for reducing the flow volume while maintaining user comfort. 3 LEED points when used in the public or private sector.

Technical data
- Flow: max. 6 l/min pressure independent

PU: 1, W: 0,001 kg/Piece **63 017 00 99**

In connection with
- Shower head COMFORT Flex 01 821 06 99 Page 158, 202

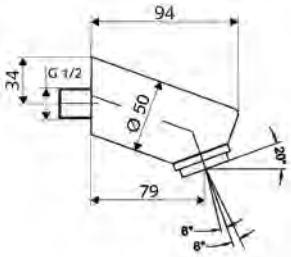

Low aerosol shower head

Vandal-resistant shower head, with adjustable tilt angle. Angled version minimises likelihood of use for suicide.

Technical data
- Flow: max. 9 l/min pressure independent
- Material: Housing Brass, conform to German drinking water regulations
- Surface: Housing Chrome
- Tilt angle: 14 - 26 °
- Connection: DN 15 G 1/2 AG

PU: 1, W: 1,11 kg/Piece **01 814 06 99**

SWS

SSC

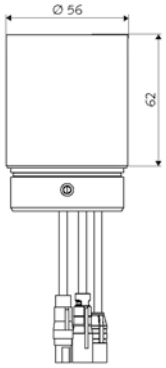

Product description	Article number

SWS Bus extender wireless BE-F VITUS

Retrofit set for all electronic VITUS fittings. Module for networking with the SWS Server via SWS wireless. Selectable via SWS Server and integrated SWS BE-F wireless bus extender. Option for directly selecting the solenoid valve for triggering a thermal disinfection via SWS wireless. Gear motor disengage with lockable push button.

Technical data
- Surface: Chrome

PU: 1, W: 0,34 kg/Piece **00 507 00 99**

Necessary associated articles
- SWS Server 00 500 00 99 Page 18
- SWS Bus mains adapter 00 505 00 99 Page 19

Recommended associated articles
- SWS Wireless manager FM 00 503 00 99 Page 20
- Solenoid valve thermal disinfection SWS VITUS 01 442 00 99 Page 32

JETZT BEI Google Play

Laden im App Store

SSC

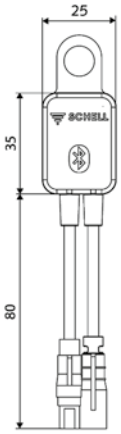

SSC Bluetooth® module

For the wireless parametrisation of SSC-capable SCHELL fittings or for the optional extension of stagnation flushes. Access via SSC Bluetooth® app (can be downloaded from App Store, Play Store) and mobile Android or iOS devices. Usable as a tool for adjusting the fittings (module can then be removed). Or the module is left on the fitting (excepting VITUS shower fittings, SCHELLTRONIC urinal flush valves, and battery-operated PURIS E and VENUS E) and therefore enables stagnation flushes by weekday and by time of day. The last 64 stagnation flushes are stored and can be accessed via the app. This data can also be sent/exported via email as a CSV file if required. Access to the SSC Bluetooth® module is protected by an access code that can be changed individually.

Scope of delivery
- SSC Bluetooth® module
  - Integrated rechargeable battery for date/time reserve power

Technical data
- Wireless standard: Bluetooth® SMART
- Frequency band: 2,4 GHz
- Max. Range: 10 m (depending on installation site and building materials)

PU: 1, W: 0,08 kg/Piece **00 916 00 99**



Battery compartment VITUS incl. batteries

Splash-proof model.

Scope of delivery
- Battery compartment VITUS with plug
- 4x AA alkaline battery 1.5 V

Technical data
- Protection class: IP 55

PU: 1, W: 0,11 kg/Piece **01 925 00 99**

Thermal disinfection according to DVGW-workscheet W 551

Solenoid valve thermal disinfection SWS
Bistable, 6 V

Bistable 6 V solenoid valve for thermal disinfection with SCHELL SWS water management system. Solenoid valve can be retrofitted to the planned connection in the water path. Function: Hot water is routed to bypass the thermostatic valve. Selectable via SWS BE-K wired bus extender or SWS BE-F wireless bus extender.

Scope of delivery
- TD solenoid valve, 6 V bistable with connecting nipple and pre-filter
- Connection cable

PU: 1, W: 0,10 kg/Piece **01 874 00 99**

Necessary associated articles
- SWS Bus extender cable BE-K 00 501 00 99 Page 20 or
- SWS Bus extender wireless BE-F 00 502 00 99 Page 20

2 WC and urinal flush valves

	Product information	206 /214
20	Concealed WC flush valves	
	- Concealed WC flush valve	207
	- WC controls (Electronic)	208 - 211
	- WC operating panels (Mechanical)	212 - 223
	Low pressure 0,8 bar	
	- Concealed WC flush valve ND	215
	- WC operating panels (Mechanical)	216 - 217
	- Accessories	218
	Overview	
21	Exposed WC flush valves	221

SCHELL WC control EDITION E with emergency tripping device

Overview concealed WC flush valves (Finishing sets)

		Functional features WC controls / WC operating panels																
		Function					Save water		Energy supply		Surface					Finishing set for		
		Suitable for connection to SWS	Capable of being parameterised by SSC	Contact-free	Self-closing electronic	Self-closing mechanical	Single flush	Dual flush	Battery operation	Mains operation	Stainless steel	Glass, black	Glass, white	Plastic, chrome	Plastic, white	WC flush valve 01 194 00 99	WC module 03 076 00 99	
EDITION E Manual / EDITION E																		**Page**
	01 028 28 99	•	•	•	•	•		•	optional	optional	•					•	•	208
	01 027 28 99	•	•	•		•		•	optional	optional	•					•	•	209
AMBITION / AMBITION Eco																		**Page**
	02 818 00 99				•		•					•				•	•	212
	02 819 00 99				•		•						•			•	•	212
	02 826 00 99				•			•				•				•	•	212
	02 827 00 99				•			•					•			•	•	212
EDITION / EDITION Eco																		**Page**
	02 802 06 99				•		•					•				•	•	213
	02 802 15 99				•		•						•			•	•	213
	02 803 28 99				•		•				•					•	•	213
	02 804 06 99				•			•				•				•	•	213
	02 804 15 99				•			•					•			•	•	213
	02 805 28 99				•			•			•					•	•	213
EDITION Eco 100																		**Page**
	02 825 06 99				•			•				•				•	•	213

Ordering information:
Please observe that for each finishing set, the corresponding concealed WC flush valve or the corresponding module with the recommended associated / required item must also be ordered.

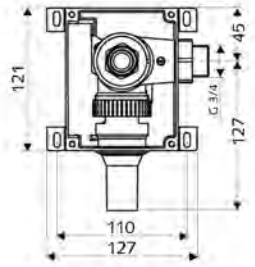

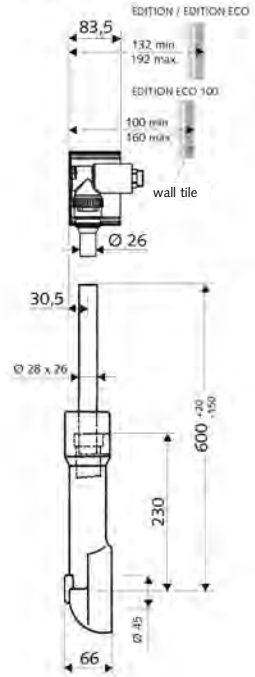

Product description	Article number

Concealed WC flush valves COMPACT II

Low-noise concealed flush valve. For combination with all SCHELL WC controls/operating panels. Conform to DIN EN 12541. Internal isolating valve.

Scope of delivery
- Masterbox
  - Roughing-in housing
  - Concealed flush valve COMPACT II, with isolating valve and flush plug
  - Pipe interrupter (DIN EN 12541)
- Flush-mounted cap
- Height-adjustable flush pipe with construction plug

Technical data
- Flow pressure: 1.2 - 5.0 bar
- Max. Resting pressure: 8 bar
- Flush flow: 1.0 - 1.3 l/s
- Material: Housing Plastic
- Connection: DN 20 G 3/4 AG (right)
- Outlet: Flush pipe Ø 45 mm

Material: Waterpath Dezincification-resistant brass, conform to German drinking water regulations,
Certificates: PA-IX 18844/I, DIN-DVGW, Belgaqua,
Noise class: I, at 100% flow
PU: 1, W: 1,63 kg/Piece — **01 194 00 99**

Material: Waterpath DZR brass
Certificates: dr, Watermark, WELS
PU: 1, W: 1,69 kg/Piece — **01 136 00 99**

Necessary associated articles

WC controls and WC operating panels - see overview on page 206

Installation Note

- For electronic triggering, provide power supply in accordance with the respective WC control.
- When used with the SCHELL SWS water management system, use a standard bus cable H(St)H2x2x0.8 (provided on site) for the SWS BE-K wired bus extender as required.
- Always use original SCHELL mains adapters and connection cables.
- Required supply line DN 25

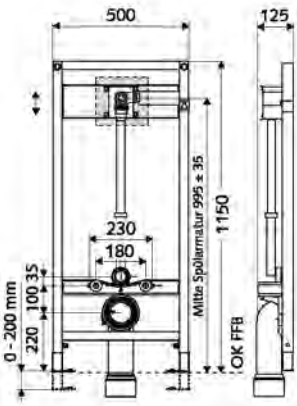

WC module MONTUS

Type COMPACT II

WC module, height 115 cm with concealed COMPACT II flush valve. For stud wall or pre-wall mounting or exposed installation. For wall-mounted WC with 180 or 230 mm fastening dimension. Self-supporting, powder-coated steel profiled frame with height-adjustable feet and cross bars. Flush triggering electronic or mechanical.

Scope of delivery
- WC module
  - Pipe interrupter (DIN EN 12541)
  - Cross bar with concealed COMPACT II flush valve, with isolating valve and flush-mounted cap, height-adjustable
  - Height-adjustable flush pipe Ø 45 mm, with construction plug
  - Height-adjustable mounting feet 0-20 cm
- Reducer Ø 90/110 mm
- WC connection set (supply Ø 45 mm, drain Ø 90/110 mm)
- PP drain elbow Ø 90/90 mm, with construction plug
- Fastening material for WC installation (fastening bolts M 12 x 200 mm, protection hoses, plastic collar bushings, nuts, flat washers, cover caps), • Fastening material for mounting feet

Technical data
- Flow pressure: 1.2 - 5.0 bar, • Max. Resting pressure: 8 bar
- Flush flow: 1.0 - 1.3 l/s
- Load capacity: max. 400 kg (when using MONTUS wall bracket set)
- Material: Frame Steel; Waterpath Dezincification-resistant brass, conform to German drinking water regulations
- Surface: Frame Powder coat finish
- Dimensions: w 50 cm x h 115 cm
- Waste water connection: Ø 90 /110 mm
- Flush pipe connection: Ø 45 mm, • Water connection: DN 20 G 3/4 AG (right)
- Waste water outlet: Ø 90/110 mm, • Certificates: Belgaqua

PU: 1, W: 12,30 kg/Piece — **03 076 00 99**

Necessary associated articles

For exposed installation
- MONTUS wall bracket set (120 - 170 mm) 03 071 00 99 Page 280 or
- MONTUS wall bracket set (150 - 210 mm) 03 077 00 99 Page 280

WC controls and WC operating panels - see overview on page 206

Installation Note

- For electronic triggering, provide power supply in accordance with the respective WC control.
- When used with the SCHELL SWS water management system, use a standard bus cable H(St) H2x2x0.8 (provided on site) for the SWS BE-K wired bus extender as required.
- Always use original SCHELL mains adapters and connection cables.
- Required supply line DN 25

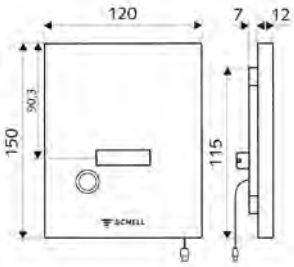

Finishing set for concealed WC flush valve 01 194 00 99 or 03 076 00 99

SWS

SSC

Product description	Article number

WC control EDITION E Manual

Contact-free infrared sensor flushing facility with button for manual actuation. For SCHELL COMPACT II concealed WC flush valve. Automatic triggering when leaving the WC (room monitoring). Dual flush. Suitable for networking with the SCHELL SWS water management system. Configurable via SCHELL Single Control SSC. Power supply via SWS, mains adapter or battery compartment.

Scope of delivery
- Front panel with infrared sensor window and button for manual actuation
- Mechanical bypass valve for manual actuation in the event of power failure
- 6 V solenoid valve with pre-filter
- Self-closing cartridge with automatic nozzle cleaning needle
- Baffle plate for flow rate regulation
- Mounting frame with infrared sensor electronics, programmable

Technical data
- Setting options via SWS SSC
  - Programming via short range reflex (off/on)
  - Sensor range (short/medium/long)
  - Dual flush (eco flush volume 3 l with dwell time <45 s, main flush volume 4.5/6/9 l)
  - Stagnation flush (off/5-600 s, every 1-240 h after last flush/every 1-240 h)
  - Energy saving mode (off/1-254 h after last flush)
  - Cleaning stop (off/60-360 s)
- Setting options via short range reflex
  - Sensor range (short/medium/long)
  - Stagnation flush (off/every 24 hours after last flush)
  - Dual flush (eco flush volume 3 l with dwell time <45 s, main flush volume 4.5/6/9 l)
- Material: Front panel Stainless steel
- Surface: Front panel Brushed stainless steel
- Dimensions front plate: w 120 mm x h 150 mm x d 12 mm

Surface: Front panel Brushed stainless steel
PU: 1, W: 1,31 kg/Piece **01 028 28 99**

Necessary associated articles
- Concealed WC flush valves COMPACT II 01 194 00 99 Page 207 or
- WC module MONTUS 03 076 00 99 Page 207, 274

For networking with SWS water management system
- SWS Server 00 500 00 99 Page 18
- SWS Bus mains adapter 00 505 00 99 Page 19
- SWS Bus extender cable BE-K 00 501 00 99 Page 20 and/or
- SWS Bus extender wireless BE-F 00 502 00 99 Page 20

Mains operation
- Concealed power supply unit 9 VDC, 100 - 240 VAC, 50 - 60 Hz 01 315 00 99 Page 136, 148, 180, 210, 234 or
- Top-hat rail transformer 9 VDC, 100 - 240 VAC, 50 - 60 Hz 01 582 00 99 Page 137, 148, 180, 211, 234 or
- Electrical junction box 9 VDC, 100 - 240 VAC, 50 - 60 Hz 01 583 00 99 Page 137, 149, 181, 211, 235
- Universal connection cable 5 m 01 570 00 99 Page 137, 149, 181, 211, 235 or
- Universal connection cable 10 m 01 571 00 99 Page 136, 149, 181, 211, 235

Battery operation
- Universal 6 V battery compartment 01 557 00 99 Page 211

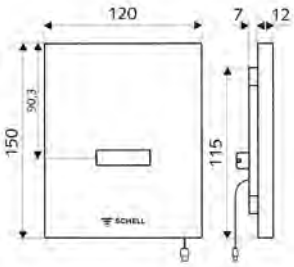

Finishing set for concealed WC flush valve 01 194 00 99 or 03 076 00 99

SWS

SSC

Product description	Article number

WC control EDITION E

Contact-free infrared sensor flushing facility. For SCHELL COMPACT II concealed WC flush valve. Automatic triggering when leaving the WC (room monitoring). Dual flush. Suitable for networking with the SCHELL SWS water management system. Configurable via SCHELL Single Control SSC. Power supply via SWS, mains adapter or battery compartment.

Scope of delivery
- Front panel with infrared sensor window
- 6 V solenoid valve with pre-filter
- Self-closing cartridge with automatic nozzle cleaning needle
- Baffle plate for flow rate regulation
- Mounting frame with infrared sensor electronics, programmable

Technical data
- Setting options via SWS SSC
  - Programming via short range reflex (off/on)
  - Sensor range (short/medium/long)
  - Dual flush (eco flush volume 3 l with dwell time <45 s, main flush volume 4.5/6/9 l)
  - Stagnation flush (off/5-600 s, every 1-240 h after last flush/every 1-240 h)
  - Energy saving mode (off/1-254 h after last flush)
- Setting options via short range reflex
  - Sensor range (short/medium/long)
  - Stagnation flush (off/every 24 hours after last flush)
  - Dual flush (eco flush volume 3 l with dwell time <45 s, main flush volume 4.5/6/9 l)
- Material: Front panel Stainless steel
- Surface: Front panel Brushed stainless steel
- Dimensions front plate: w 120 mm x h 150 mm x d 12 mm

Surface: Front panel Brushed stainless steel
PU: 1, W: 1,11 kg/Piece **01 027 28 99**

Necessary associated articles
- Concealed WC flush valves COMPACT II 01 194 00 99 Page 207 or
- WC module MONTUS 03 076 00 99 Page 207, 274

For networking with SWS water management system
- SWS Server 00 500 00 99 Page 18
- SWS Bus mains adapter 00 505 00 99 Page 19
- SWS Bus extender cable BE-K 00 501 00 99 Page 20 and/or
- SWS Bus extender wireless BE-F 00 502 00 99 Page 20

Mains operation
- Concealed power supply unit 9 VDC, 100 - 240 VAC, 50 - 60 Hz 01 315 00 99 Page 136, 148, 180, 210, 234 or
- Top-hat rail transformer 9 VDC, 100 - 240 VAC, 50 - 60 Hz 01 582 00 99 Page 137, 148, 180, 211, 234 or
- Electrical junction box 9 VDC, 100 - 240 VAC, 50 - 60 Hz 01 583 00 99 Page 137, 149, 181, 211, 235
- Universal connection cable 5 m 01 570 00 99 Page 137, 149, 181, 211, 235 or
- Universal connection cable 10 m 01 571 00 99 Page 136, 149, 181, 211, 235

Battery operation
- Universal 6 V battery compartment 01 557 00 99 Page 211

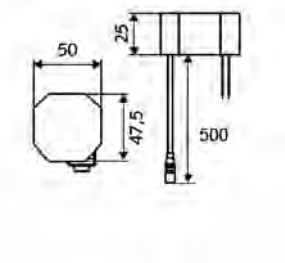

Product description	Article number

Concealed power supply unit 9 VDC, 100 - 240 VAC, 50 - 60 Hz

For supplying power to 1-12 CVD-Touch and/or infrared sensor electronics.
Suitable for all SSC- and SWS-capable fittings.

Scope of delivery
- Concealed mains adapter
- Adapter cable

Technical data
- Input: 100 - 240 VAC, 50 - 60 Hz
- Output: 9 VDC, 0.66 A

PU: 1, W: 0,14 kg/Piece **01 315 00 99**

Necessary associated articles
- Universal connection cable 5 m 01 570 00 99 Page 137, 149, 181, 211, 235 or
- Universal connection cable 10 m 01 571 00 99 Page 137, 149, 181, 211, 235

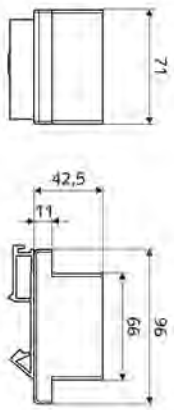

Top-hat rail transformer 9 VDC, 100 - 240 VAC, 50 - 60 Hz

For supplying power to 1-12 CVD-Touch and/or infrared sensor electronics.
Suitable for all SSC- and SWS-capable fittings. For mounting on 35 mm top-hat rail (EN 60715).

Scope of delivery
- Mains adapter
  - Housing for top-hat rail installation
- Adapter cable

Technical data
- Input: 100 - 240 VAC, 50 - 60 Hz, Cable on braid
- Output: 9 VDC, 0.66 A, on plug connectors

PU: 1, W: 0,21 kg/Piece **01 582 00 99**

Necessary associated articles
- Universal connection cable 5 m 01 570 00 99 Page 137, 149, 181, 211, 235 or
- Universal connection cable 10 m 01 571 00 99 Page 137, 149, 181, 211, 235

Installation Note
- Terminal strip and top-hat rail on site.

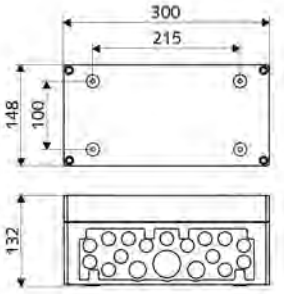

Product description	Article number

Electrical junction box 9 VDC, 100 - 240 VAC, 50 - 60 Hz

For 1-12 CVD-Touch and/or infrared sensor electronics. Suitable for all SSC- and SWS-capable fittings. Housing with cut-outs for ISO clamp fittings and 4-way cover locking.

Scope of delivery
- Electrical junction box
  - Top-hat rail, pre-assembled
  - 12-way connecting terminal block
  - Top-hat rail transformer

Technical data
- Input: 100 - 240 VAC, 50 - 60 Hz, Cable on braid
- Output: 9 VDC, 0.66 A, on plug connectors
- Protection class: IP 65

PU: 1, W: 1,62 kg/Piece	**01 583 00 99**

Necessary associated articles
- Universal connection cable 5 m 01 570 00 99 Page 137, 149, 181, 211, 235 or
- Universal connection cable 10 m 01 571 00 99 Page 137, 149, 181, 211, 235

Universal connection cable

To connect the mains adapter and the electronic tap. Suitable for all SSC- and SWS-capable fittings.

length: 5 m **PU: 1, W: 0,12 kg/Piece**	**01 570 00 99**
length: 10 m **PU: 1, W: 0,22 kg/Piece**	**01 571 00 99**

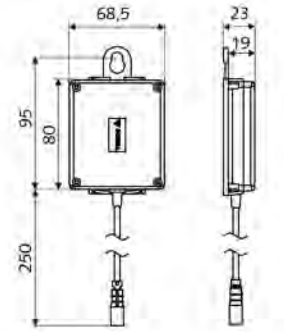

Universal 6 V battery compartment

Suitable for all SSC- and SWS-capable fittings.

Scope of delivery
- 6 V battery compartment, protection class IP65
- 4x AA alkaline battery 1.5 V
- Wall bracket
- Fastening material
- Velcro strip 100 mm

PU: 1, W: 0,20 kg/Piece	**01 557 00 99**

Product description	Article number

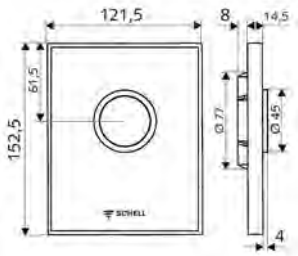

WC operating panel AMBITION

For SCHELL COMPACT II concealed WC flush valve.

Scope of delivery
- Designer operating panel made from safety glass
  - Operating button made from brass
- Self-closing cartridge with automatic nozzle cleaning needle
- Baffle plate for flow rate regulation
- Mounting frame

Technical data
- Single flush: 4.5 - 9.0 l
- Material: Actuation Brass; Front panel Safety glass (ESD); Frame Plastic
- Surface: Actuation Chrome; Frame Chrome
- Dimensions front plate: w 121.5 mm x h 152.5 mm x d 14.5 mm

Discontinued item, available while stocks last

Finishing set for concealed WC flush valve 01 194 00 99 or 03 076 00 99

Surface: Front panel Black **PU: 1, W: 0,79 kg/Piece**	**02 818 00 99**
Surface: Front panel White **PU: 1, W: 0,79 kg/Piece**	**02 819 00 99**

Necessary associated articles
- Concealed WC flush valves COMPACT II 01 194 00 99 Page 207 or
- WC module MONTUS 03 076 00 99 Page 207, 274

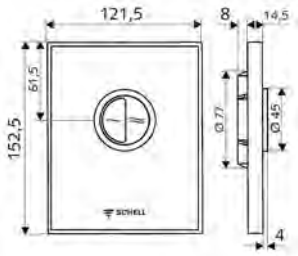

WC operating panel AMBITION Eco

Glass. Dual flush. For SCHELL COMPACT II concealed WC flush valve.

Scope of delivery
- Designer operating panel made from safety glass
  - Operating buttons for economy/main flush made from die-cast zinc
- Self-closing cartridge with automatic nozzle cleaning needle
- Baffle plate for flow rate regulation
- Mounting frame

Technical data
- Dual flush: Economy flush volume 3 l, Main 4.5 - 9.0 l
- Material: Actuation Die-cast zinc; Front panel Safety glass (ESD); Frame Plastic
- Surface: Actuation Chrome; Frame Chrome
- Dimensions front plate: w 121.5 mm x h 152.5 mm x d 14.5 mm
- Certificates: Watermark

Discontinued item, available while stocks last

Finishing set for concealed WC flush valve 01 194 00 99 or 03 076 00 99

Surface: Front panel Black **PU: 1, W: 0,88 kg/Piece**	**02 826 00 99**
Surface: Front panel White **PU: 1, W: 0,88 kg/Piece**	**02 827 00 99**

Necessary associated articles
- Concealed WC flush valves COMPACT II 01 194 00 99 Page 207 or
- WC module MONTUS 03 076 00 99 Page 207, 274

Product description	Article number

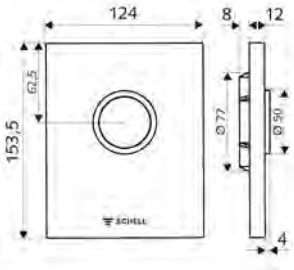

Finishing set for concealed WC flush valve 01 194 00 99 or 03 076 00 99

WC operating panel EDITION

For SCHELL COMPACT II concealed WC flush valve.

Scope of delivery
- Designer operating panel
  - Operating button
- Self-closing cartridge with automatic nozzle cleaning needle
- Baffle plate for flow rate regulation
- Mounting frame

Technical data
- Single flush: 4.5 - 9.0 l

Material: Plastic, Surface: Chrome; Front panel Chrome, Dimensions front plate: w 124 mm x h 153.5 mm x d 12 mm PU: 1, W: 0,60 kg/Piece	**02 802 06 99**
Material: Plastic, Surface: Alpine white; Front panel Alpine white, Dimensions front plate: w 124 mm x h 153.5 mm x d 12 mm PU: 1, W: 0,59 kg/Piece	**02 802 15 99**
Vandal-resistant design Material: Actuation Die-cast zinc; Front panel Stainless steel, Surface: Actuation Chrome; Front panel Brushed stainless steel, Dimensions front plate: w 120 mm x h 150 mm x d 12 mm, Certificates: Watermark PU: 1, W: 0,72 kg/Piece	**02 803 28 99**

Necessary associated articles
- Concealed WC flush valves COMPACT II 01 194 00 99 Page 207 or
- WC module MONTUS 03 076 00 99 Page 207, 274

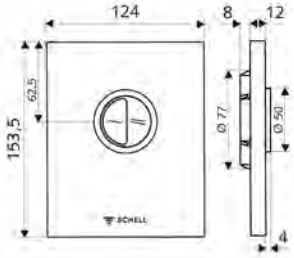

Finishing set for concealed WC flush valve 01 194 00 99 or 03 076 00 99

WC operating panel EDITION Eco

For SCHELL COMPACT II concealed WC flush valve. Dual flush.

Scope of delivery
- Designer operating panel
  - Operating buttons for economy/main flush
- Self-closing cartridge with automatic nozzle cleaning needle
- Baffle plate for flow rate regulation
- Mounting frame

Technical data
- Dual flush: Economy flush volume 3 l, Main 4.5 - 9.0 l

Material: Plastic, Surface: Chrome; Front panel Chrome, Dimensions front plate: w 124 mm x h 153.5 mm x d 12 mm PU: 1, W: 0,60 kg/Piece	**02 804 06 99**
Material: Plastic, Surface: Alpine white; Front panel Alpine white, Dimensions front plate: w 124 mm x h 153.5 mm x d 12 mm PU: 1, W: 0,69 kg/Piece	**02 804 15 99**
Vandal-resistant design Material: Actuation Die-cast zinc; Front panel Stainless steel, Surface: Actuation Chrome; Front panel Brushed stainless steel, Dimensions front plate: w 120 mm x h 150 mm x d 12 mm PU: 1, W: 0,83 kg/Piece	**02 805 28 99**

Necessary associated articles
- Concealed WC flush valves COMPACT II 01 194 00 99 Page 207 or
- WC module MONTUS 03 076 00 99 Page 207, 274

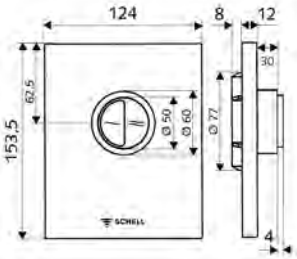

Finishing set for concealed WC flush valve 01 194 00 99

WC operating panel EDITION Eco 100

For SCHELL COMPACT II concealed WC flush valve with low installation depth of 100-160 mm. Dual flush.

Scope of delivery
- Operating panel
  - Operating buttons for economy/main flush
- Self-closing cartridge with automatic nozzle cleaning needle
- Baffle plate for flow rate regulation
- Mounting frame

Technical data
- Dual flush: Economy flush volume 3 l, Main 4.5 - 9.0 l
- Material: Plastic
- Surface: Chrome
- Dimensions front plate: w 124 mm x h 153.5 mm x d 12 mm

Surface: Front panel Chrome PU: 1, W: 0,72 kg/Piece	**02 825 06 99**

Necessary associated articles
- Concealed WC flush valves COMPACT II 01 194 00 99 Page 207

Overview concealed WC flush valves (Finishing sets) - Low pressure

		Functional features WC operating panels low pressure										
		Function		Energy supply		Surface					Finishing set for	
		Contact-free	Self-closing mechanical	Single flush	Dual flush	Stainless steel	Glass, black	Glass, white	Plastic, chrome	Plastic, white	WC flush valve COMPACT II ND 01 137 00 99	
AMBITION ND / AMBITION ECO ND												**Page**
	02 820 00 99		•	•			•				•	216
	02 821 00 99		•	•				•			•	216
	02 828 00 99		•		•		•				•	216
	02 829 00 99		•		•			•			•	216
EDITION ND / EDITION Eco ND												**Page**
	02 815 06 99		•	•					•		•	217
	02 815 15 99		•	•						•	•	217
	02 815 28 99		•	•		•					•	217
	02 814 06 99		•		•				•		•	217
	02 814 15 99		•		•					•	•	217
	02 814 28 99		•		•	•					•	217
EDITION Eco ND 100												**Page**
	02 824 06 99		•		•				•		•	217

Ordering information:
Please observe that for each finishing set the recommended associated / required items also the concealed WC flush valve COMPACT II ND must also be ordered.

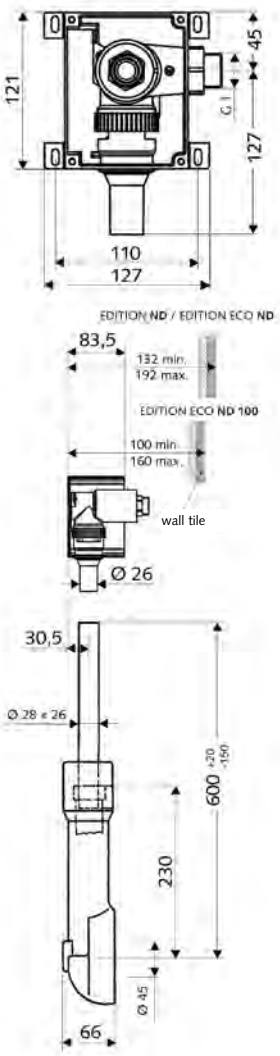

Product description	Article number	

Concealed WC flush valves COMPACT II ND

Low-noise concealed low-pressure flush valve. For combination with all SCHELL ND WC controls/ operating panels. Conform to DIN EN 12541. Internal isolating valve.

Scope of delivery
- Masterbox
  - Roughing-in housing
  - Concealed flush valve COMPACT II ND, with isolating valve and flush plug
  - Pipe interrupter (DIN EN 12541)
- Flush-mounted cap
- Height-adjustable flush pipe with construction plug

Technical data
- Flow pressure: 0.8 - 2.5 bar
- Flush flow: 1.4 l/s
- Material: Housing Plastic; Waterpath Dezincification-resistant brass, conform to German drinking water regulations
- Connection: DN 25 G 1 AG (right)
- Outlet: Flush pipe Ø 45 mm
- Certificates: dr, Watermark, WELS

PU: 1, W: 1,67 kg/Piece **01 137 00 99**

Necessary associated articles
- WC operating panel AMBITION ND 02 820 00 99 Page 216 or
- WC operating panel AMBITION ND 02 821 00 99 Page 216 or
- WC operating panel AMBITION Eco ND 02 828 00 99 Page 216 or
- WC operating panel AMBITION Eco ND 02 829 00 99 Page 216 or
- WC operating panel EDITION ND 02 815 06 99 Page 217 or
- WC operating panel EDITION ND 02 815 15 99 Page 217 or
- WC operating panel EDITION ND 02 815 28 99 Page 217 or
- WC operating panel EDITION Eco ND 02 814 06 99 Page 217 or
- WC operating panel EDITION Eco ND 02 814 15 99 Page 217 or
- WC operating panel EDITION Eco ND 02 814 28 99 Page 217 or
- WC operating panel EDITION Eco ND 100 02 824 06 99 Page 217

Product description	Article number

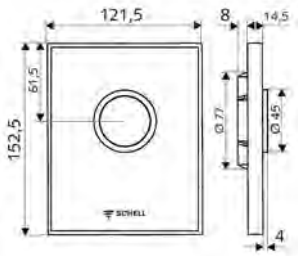

Discontinued item, available while stocks last

Finishing set for concealed WC flush valve 01 137 00 99

WC operating panel AMBITION ND

For SCHELL COMPACT II ND concealed WC flush valve. Low pressure from 0.8 bar.

Scope of delivery
- Designer operating panel made from safety glass
  - Operating button made from brass
- Self-closing cartridge with automatic nozzle cleaning needle
- Baffle plate for flow rate regulation
- Mounting frame

Technical data
- Single flush: 4.5 - 6.0 l
- Material: Front panel Safety glass (ESD); Frame Plastic
- Surface: Frame Chrome
- Dimensions front plate: w 121.5 mm x h 152.5 mm x d 14.5 mm

Surface: Front panel Black **PU: 1, W: 0,77 kg/Piece**	**02 820 00 99**
Surface: Front panel White **PU: 1, W: 0,77 kg/Piece**	**02 821 00 99**

Necessary associated articles
- Concealed WC flush valves COMPACT II ND 01 137 00 99 Page 215

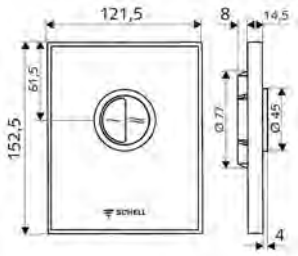

Discontinued item, available while stocks last.

Finishing set for concealed WC flush valve 01 137 00 99

WC operating panel AMBITION Eco ND

Dual flush. For SCHELL COMPACT II ND concealed WC flush valve. Low pressure from 0.8 bar.

Scope of delivery
- Designer operating panel made from safety glass
  - Operating buttons for economy/main flush made from die-cast zinc
- Self-closing cartridge with automatic nozzle cleaning needle
- Baffle plate for flow rate regulation
- Mounting frame

Technical data
- Dual flush: Economy flush volume 3 l, Main 4.5 - 6.0 l
- Material: Actuation Die-cast zinc; Front panel Safety glass (ESD); Frame Plastic
- Surface: Actuation Chrome; Frame Chrome
- Dimensions front plate: w 121.5 mm x h 152.5 mm x d 14.5 mm

Surface: Front panel Black **PU: 1, W: 0,86 kg/Piece**	**02 828 00 99**
Surface: Front panel White **PU: 1, W: 0,86 kg/Piece**	**02 829 00 99**

Necessary associated articles
- Concealed WC flush valves COMPACT II ND 01 137 00 99 Page 215

Product description	Article number

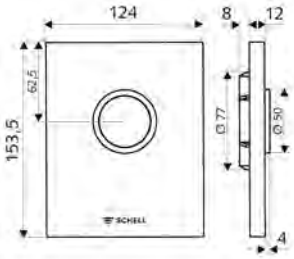

Finishing set for concealed WC flush valve 01 137 00 99

WC operating panel EDITION ND

For SCHELL COMPACT II ND concealed WC flush valve. Low pressure from 0.8 bar.

Scope of delivery
- Designer operating panel
  - Operating button
- Low-pressure self-closing cartridge with automatic nozzle cleaning needle
- Baffle plate for flow rate regulation
- Mounting frame

Technical data
- Single flush: 4.5 - 6.0 l

Material: Actuation Plastic; Front panel Plastic, Surface: Actuation Chrome; Front panel Chrome, Dimensions front plate: w 124 mm x h 153.5 mm x d 12 mm
PU: 1, W: 0,61 kg/Piece — **02 815 06 99**

Material: Actuation Plastic; Front panel Plastic, Surface: Actuation Alpine white; Front panel Alpine white, Dimensions front plate: w 124 mm x h 153.5 mm x d 12 mm
PU: 1, W: 0,62 kg/Piece — **02 815 15 99**

Vandal-resistant design
Material: Actuation Die-cast zinc; Front panel Stainless steel, Surface: Actuation Chrome; Front panel Brushed stainless steel, Dimensions front plate: w 120 mm x h 150 mm x d 12 mm
PU: 1, W: 0,70 kg/Piece — **02 815 28 99**

Necessary associated articles
- Concealed WC flush valves COMPACT II ND 01 137 00 99 Page 215

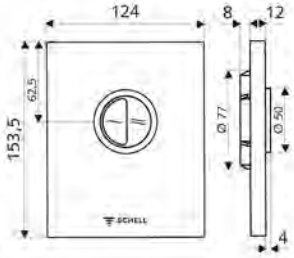

Finishing set for concealed WC flush valve 01 137 00 99

WC operating panel EDITION Eco ND

For SCHELL COMPACT II ND concealed WC flush valve. Low pressure from 0.8 bar. Dual flush.

Scope of delivery
- Designer operating panel
  - Operating buttons for economy/main flush
- Low-pressure self-closing cartridge with automatic nozzle cleaning needle
- Baffle plate for flow rate regulation
- Mounting frame

Technical data
- Dual flush: Economy flush volume 3 l, Main 4.5 - 6.0 l, • Certificates: Watermark

Material: Actuation Plastic; Front panel Plastic, Surface: Actuation Chrome; Front panel Chrome, Dimensions front plate: w 124 mm x h 153.5 mm x d 12 mm
PU: 1, W: 0,74 kg/Piece — **02 814 06 99**

Material: Actuation Plastic; Front panel Plastic, Surface: Actuation Alpine white; Front panel Alpine white, Dimensions front plate: w 124 mm x h 153.5 mm x d 12 mm
PU: 1, W: 0,68 kg/Piece — **02 814 15 99**

Vandal-resistant design
Material: Actuation Die-cast zinc; Front panel Stainless steel, Surface: Actuation Chrome; Front panel Brushed stainless steel, Dimensions front plate: w 120 mm x h 150 mm x d 12 mm
PU: 1, W: 0,88 kg/Piece — **02 814 28 99**

Necessary associated articles
- Concealed WC flush valves COMPACT II ND 01 137 00 99 Page 215

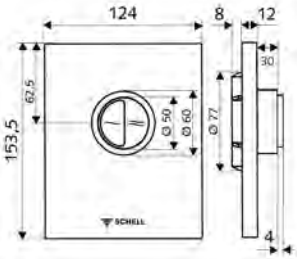

Finishing set for concealed WC flush valve 01 137 00 99

WC operating panel EDITION Eco ND 100

For SCHELL COMPACT II ND concealed WC flush valve with low installation depth of 100-160 mm. Low pressure from 0.8 bar. Dual flush.

Scope of delivery
- Operating panel
  - Operating buttons for economy/main flush
- Low-pressure self-closing cartridge with automatic nozzle cleaning needle
- Baffle plate for flow rate regulation
- Mounting frame

Technical data
- Dual flush: Economy flush volume 3 l, Main 4.5 - 6.0 l
- Material: Plastic
- Surface: Chrome

Surface: Front panel Chrome
PU: 1, W: 0,70 kg/Piece — **02 824 06 99**

Necessary associated articles
- Concealed WC flush valves COMPACT II ND 01 137 00 99 Page 215

Product description	Article number
WC supply/drain set for wall-mounted WC **Scope of delivery** • Connection pipe • Drain pipe • Fastening material for WC installation (plastic collar bushings, nuts, flat washers, cover caps)	
Connection pipe: Ø 45 mm x 230 mm, **Drain pipe: Ø 110 mm x 160 mm** **PU: 1, W: 0,36 kg/Piece**	**03 207 00 99**
Connection pipe: Ø 45 mm x 225 mm, **Drain pipe: Ø 90 mm x 180 mm** **PU: 1, W: 0,37 kg/Piece**	**03 261 00 99**
Connection pipe: Ø 45 mm x 184 mm, **Drain pipe: Ø 90 mm x 250 mm** **PU: 1, W: 0,43 kg/Piece**	**03 072 00 99**

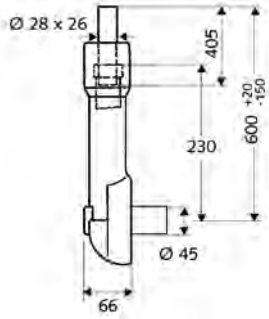

COMPACT II WC flush pipe

Height-adjustable flush pipe for connection to all WC flush valves.

Scope of delivery
• Connection pipe Ø 45 mm
• Flush pipe Ø 28 mm x 405 mm

Technical data
• Material: Plastic

PU: 1, W: 0,17 kg/Piece	**03 116 00 99**

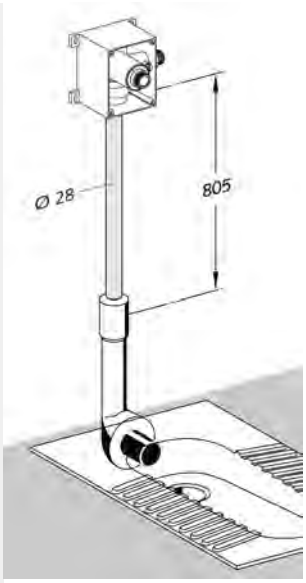

Flush pipe long

For SCHELL COMPACT II concealed WC flush valve together with squat WC.

Scope of delivery
• Flush pipe Ø 28 mm x 805 mm

Technical data
• Material: Plastic

PU: 1, W: 0,10 kg/Piece	**77 539 00 99**

2 WC and urinal flush valves

Product information 222 - 223

21 Exposed WC flush valves

- Exposed WC flush valves
  SCHELLOMAT BASIC 224
  SCHELLOMAT SILENT ECO 224
  SCHELLOMAT BASIC, low pressure 224
  SCHELLOMAT with lever 225
  Flush valves SCHELLOMAT 236
  Bidet hand showers 226

- Accessories 227

SCHELL WC flush valve SCHELLOMAT BASIC, DN 20

		Functional features											
		Function			Save water			Pressure		Noise Class		Surface	
		Contact-free	Self-closing mechanical	Self-closing electronic	Single flush	Start-stop function	Dual flush	Low pressure	Standard pressure	Noise Class I	Noise Class II	chrome	
SCHELLOMAT BASIC, DN 20													**Page**
	02 247 06 99		•		•				•		•	•	224
	02 248 06 99		•		•				•		•	•	224
SCHELLOMAT SILENT ECO, DN 20													**Page**
	02 249 06 99		•				•		•	•		•	224
	02 250 06 99		•				•		•	•		•	224
SCHELLOMAT BASIC ND, DN 25													**Page**
	02 252 06 99		•		•			•				•	224
SCHELLOMAT with lever													**Page**
	02 202 06 99		•		•				•			•	225
	02 238 06 99		•		•				•			•	225
	02 216 06 99		•		•				•			•	225
SCHELLOMAT wiht lever, DN 20													**Page**
	02 204 06 99		•		•				•			•	225
SCHELLOMAT VALUE, DN 25													**Page**
	02 254 06 99		•		•			•				•	225

		Functional features											
		Function			Save water			Pressure		Noise Class		Surface	
		Open/Close	Self-closing mechanical	Self-closing electronic	Single flush	Start-stop function	Dual flush	Low pressure	Standard pressure	Noise Class I	Noise Class II	chrome	
WC flush valve SCHELLOMAT with lever													**Page**
	02 702 06 99	•							•			•	226
WC flush valve SCHELLOMAT with 3-star handle													**Page**
	02 703 06 99	•							•			•	226
Bidet spray													**Page**
	03 295 06 99		•		•				•			•	226
Bidet spray (new design)													**Page**
	03 097 06 99		•		•				•			•	226

Ordering information:
Please observe that for each exposed WC flush valve, the corresponding recommended items must also be ordered.

Product description	Article number

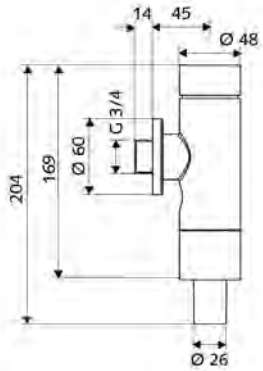

Exposed WC flush valve SCHELLOMAT Basic, DN 20

All-metal design with brass push button. Conform to DIN EN 12541. Single flush.

Scope of delivery
- Exposed WC flush valve
  - Self-closing cartridge with automatic nozzle cleaning needle
- Push rosette Ø 60 mm
- Flush pipe connection with pipe interrupter

Technical data
- Flow pressure: 1.2 - 5.0 bar
- Single flush: 4.5 - 9.0 l
- Flush flow: 1.0 - 1.3 l/s
- Material: Housing Brass; Parts in contact with water Brass, conform to German drinking water regulations, Plastic
- Surface: Chrome
- Connection: DN 20 G 3/4 AG, • Flush pipe connection: Ø 26 mm
- Certificates: PA-IX 9901/II, DIN-DVGW, Belgaqua, WELL public
- Noise class: II, at 100% flow

PU: 1, W: 1,02 kg/Piece	**02 247 06 99**
Exposed WC flush valve SCHELLOMAT Basic SV, DN 20 **With Isolating valve** **PU: 1, W: 1,05 kg/Piece**	**02 248 06 99**

Recommended associated articles
- WC flush pipe kit 03 209 06 99 Page 227 or
- WC flush pipe 03 100 06 99 Page 227

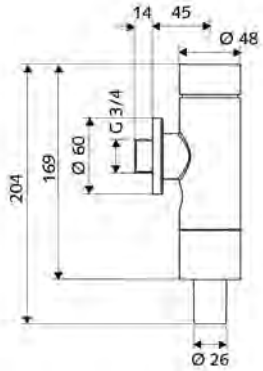

Exposed WC flush valve SCHELLOMAT Silent Eco SV, DN 20

All-metal design with brass push button. Conform to DIN EN 12541. Dual flush.

Scope of delivery
- Exposed WC flush valve
  - Self-closing cartridge with automatic nozzle cleaning needle
- Push rosette Ø 60 mm
- Flush pipe connection with pipe interrupter

Technical data
- Dual flush: Economy flush volume 3 l, Main 4.5 - 9.0 l
- Material: Housing Brass; Parts in contact with water Brass, conform to German drinking water regulations, Plastic
- Surface: Chrome
- Connection: DN 20 G 3/4 AG
- Flush pipe connection: Ø 26 mm
- Certificates: PA-IX 9902/I, DIN-DVGW, Belgaqua, WELL public
- Noise class: I, at 100% flow

PU: 1, W: 1,10 kg/Piece	**02 249 06 99**
Exposed WC flush valve SCHELLOMAT Silent Eco SV, DN 20 **With Isolating valve** **PU: 1, W: 1,12 kg/Piece**	**02 250 06 99**

Recommended associated articles
- WC flush pipe kit 03 209 06 99 Page 227 or
- WC flush pipe 03 100 06 99 Page 227

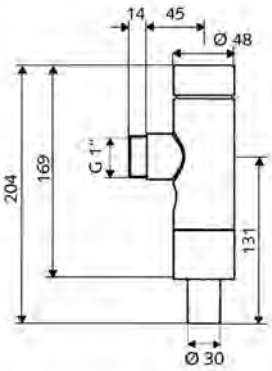

Exposed WC flush valve SCHELLOMAT Basic ND, DN 25

Low-pressure flush valve. All-metal design with brass push button. Conform to DIN EN 12541. Single flush.

Scope of delivery
- Exposed WC flush valve
  - Self-closing cartridge with automatic nozzle cleaning needle
- Flush pipe connection with pipe interrupter

Technical data
- Flow pressure: 0.4 - 4.0 bar
- Single flush: 8.0 - 14.0 l
- Flush flow: 1.0 - 1.4 l/s
- Material: Housing Brass; Parts in contact with water Brass, conform to German drinking water regulations, Plastic
- Surface: Chrome
- Connection: DN 25 G 1 AG
- Flush pipe connection: Ø 30 mm

PU: 1, W: 1,05 kg/Piece	**02 252 06 99**

Product description	Article number



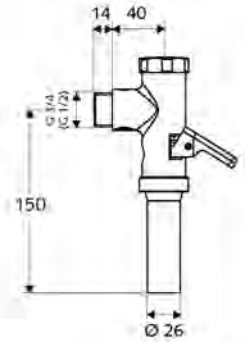

Exposed WC flush valve SCHELLOMAT

Conform to DIN EN 12541.

Scope of delivery
- Exposed WC flush valve
  - Operating handle made from brass
  - Self-closing cartridge with automatic nozzle cleaning needle
- Flush pipe connection with pipe interrupter

Technical data
- Flow pressure: 1.2 - 5.0 bar
- Single flush: 6 l
- Material: Housing Brass; Parts in contact with water Brass, conform to German drinking water regulations, Plastic
- Surface: Chrome
- Flush pipe connection: Ø 26 mm
- Noise class: II, at 100% flow

BELGAQUA

Exposed WC flush valve SCHELLOMAT, DN 20
Flush flow: 1.0 - 1.3 l/s, Connection: DN 20 G 3/4 AG,
Certificates: PA-IX 18853/II, DIN-DVGW, Belgaqua
PU: 20, W: 0,58 kg/Piece — **02 202 06 99**

Exposed WC flush valve SCHELLOMAT, DN 20
With Self-closing cartridge with brass piston and automatic nozzle cleaning needle
Flush flow: 1.0 - 1.3 l/s, Connection: DN 20 G 3/4 AG,
Certificates: PA-IX 18853/II
PU: 1, W: 0,63 kg/Piece — **02 238 06 99**

Exposed WC flush valve SCHELLOMAT, DN 15
Flush flow: 0.7 - 1.0 l/s, Connection: DN 15 G 1/2 AG,
Certificates: PA-IX 18853/II
PU: 1, W: 0,63 kg/Piece — **02 216 06 99**

Recommended associated articles
- WC flush pipe kit 03 209 06 99 Page 227
- WC flush pipe 03 100 06 99 Page 227

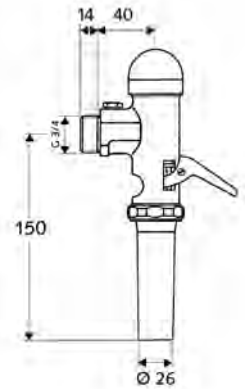

Exposed WC flush valve SCHELLOMAT, DN 20

Conform to DIN EN 12541.

Scope of delivery
- Exposed WC flush valve, - Operating handle made from brass
  - Self-closing cartridge with automatic nozzle cleaning needle
- Flush pipe connection with pipe interrupter

Technical data
- Flow pressure: 1.2 - 5.0 bar
- Flush flow: 1.0 - 1.3 l/s
- Flush volume adjustable: 6.0 - 14.0 l
- Material: Housing Brass; Parts in contact with water Brass, conform to German drinking water regulations
- Surface: Chrome
- Connection: DN 20 G 3/4 AG, • Flush pipe connection: Ø 26 mm

PU: 1, W: 0,67 kg/Piece — **02 204 06 99**

Recommended associated articles
- WC flush pipe kit 03 209 06 99 Page 227 or
- WC flush pipe 03 100 06 99 Page 227

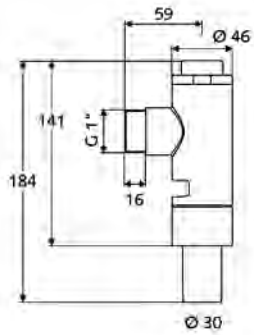

Exposed WC flush valve SCHELLOMAT Value

Low-pressure flush valve. All-metal design with brass push button. Conform to DIN EN 12541. Single flush.

Scope of delivery
- Exposed WC flush valve
  - Self-closing cartridge with automatic nozzle cleaning needle
- Flush pipe connection with pipe interrupter

Technical data
- Flow pressure: 0.4 - 2.5 bar
- Flush flow: 1.0 - 1.3 l/s
- Flush volume flush volume: 6 l
- Material: Housing Brass; Parts in contact with water Brass, conform to German drinking water regulations, Plastic
- Surface: Chrome
- Connection: DN 25 G 1 AG
- Flush pipe connection: Ø 30 mm

PU: 1, W: 0,82 kg/Piece — **02 254 06 99**

Product description	Article number

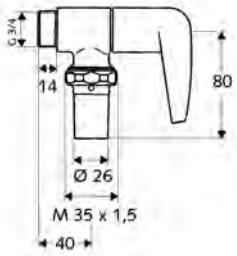

SCHELLOMAT WC flush fitting

With lever head part.

Technical data
- Material: Brass, conform to German drinking water regulations; Actuation Die-cast zinc
- Surface: Chrome
- Connection: DN 20 G 3/4 AG
- Flush pipe connection: Ø 26 mm

PU: 1, W: 0,56 kg/Piece **02 702 06 99**

Recommended associated articles
- WC flush pipe kit 03 209 06 99 Page 227 or
- WC flush pipe 03 100 06 99 Page 227

SCHELLOMAT WC flush fitting

With three-star handle.

Technical data
- Material: Brass, conform to German drinking water regulations; Actuation Brass
- Surface: Chrome
- Connection: DN 20 G 3/4 AG
- Flush pipe connection: Ø 26 mm

PU: 1, W: 0,48 kg/Piece **02 703 06 99**

Recommended associated articles
- WC flush pipe kit 03 209 06 99 Page 227 or
- WC flush pipe 03 100 06 99 Page 227

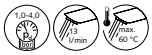

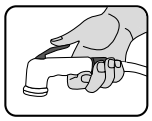
Automatic water closing

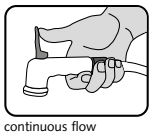
continuous flow

Bidet hand shower

Scope of delivery
- Hand shower, • Connection hose, metal, G 1/2 IG x 1200 mm
- Wall bracket, • Fastening material

Technical data
- Material: Housing Plastic
- Surface: Chrome
- Connection: G 1/2 IG

PU: 1, W: 0,35 kg/Piece **03 295 06 99**

Recommended associated articles
- COMFORT combination angle valve 03 570 06 99 Page 298 or
- Angle valve with regulating function COMFORT 05 217 06 99 Page 338 or
- Angle valve with regulating function 05 346 06 99 Page 342 or
- Angle valve with regulating function COMFORT with filter 05 431 06 99 Page 346

Installation Note
- Please observe local regulations and specifications for installation.

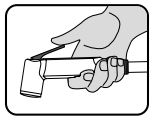
Automatic water closing

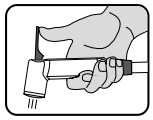
continuous flow

Design hand shower bidet

Scope of delivery
- Hand shower, • Connection hose, plastic, G 1/2 IG x 1200 mm
- Wall bracket, • Fastening material

Technical data
- Material: Plastic
- Surface: Chrome
- Connection: G 1/2 IG

PU: 1, W: 0,42 kg/Piece **03 097 06 99**

Recommended associated articles
- COMFORT combination angle valve 03 570 06 99 Page 298 or
- Angle valve with regulating function COMFORT 05 217 06 99 Page 338 or
- Angle valve with regulating function 05 346 06 99 Page 342 or
- Angle valve with regulating function COMFORT with filter 05 431 06 99 Page 346

Installation Note
- Please observe local regulations and specifications for installation.

Product description	Article number

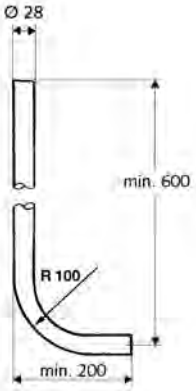

WC flush pipe kit

Conform to DIN 3267.

Scope of delivery
- WC internal connector
- WC flush pipe Ø 28 x 1 mm
- WC flush pipe clip

Technical data
- Material: Flush pipe Brass
- Surface: Chrome

PU: 1, W: 0,55 kg/Piece **03 209 06 99**

Recommended associated articles
- Exposed WC flush valve SCHELLOMAT Basic, DN 20 02 247 06 99 Page 224 or
- Exposed WC flush valve SCHELLOMAT Basic SV, DN 20 02 248 06 99 Page 224 or
- Exposed WC flush valve SCHELLOMAT Silent Eco SV, DN 20 02 249 06 99 Page 224 or
- Exposed WC flush valve SCHELLOMAT Silent Eco SV, DN 20 02 250 06 99 Page 224 or
- Exposed WC flush valve SCHELLOMAT, DN 20 02 202 06 99 Page 225 or
- Exposed WC flush valve SCHELLOMAT, DN 20 02 238 06 99 Page 225 or
- Exposed WC flush valve SCHELLOMAT, DN 15 02 216 06 99 Page 225 or
- Exposed WC flush valve SCHELLOMAT, DN 20 02 204 06 99 Page 225 or
- SCHELLOMAT WC flush fitting 02 702 06 99 Page 226 or
- SCHELLOMAT WC flush fitting 02 703 06 99 Page 226

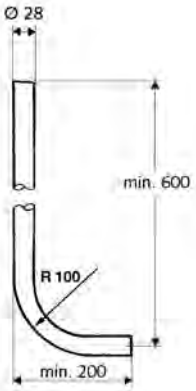

WC flush pipe

Conform to DIN 3267.

Scope of delivery
- WC flush pipe Ø 28 x 1 mm

Technical data
- Material: Brass
- Surface: Chrome
- Dimensions: h 600 mm x d 200 mm

PU: 1, W: 0,36 kg/Piece **03 100 06 99**

Recommended associated articles
- Exposed WC flush valve SCHELLOMAT Basic, DN 20 02 247 06 99 Page 224 or
- Exposed WC flush valve SCHELLOMAT Basic SV, DN 20 02 248 06 99 Page 224 or
- Exposed WC flush valve SCHELLOMAT Silent Eco SV, DN 20 02 249 06 99 Page 224 or
- Exposed WC flush valve SCHELLOMAT Silent Eco SV, DN 20 02 250 06 99 Page 224 or
- Exposed WC flush valve SCHELLOMAT, DN 20 02 202 06 99 Page 225 or
- Exposed WC flush valve SCHELLOMAT, DN 20 02 238 06 99 Page 225 or
- Exposed WC flush valve SCHELLOMAT, DN 15 02 216 06 99 Page 225 or
- Exposed WC flush valve SCHELLOMAT, DN 20 02 204 06 99 Page 225 or
- SCHELLOMAT WC flush fitting 02 702 06 99 Page 226 or
- SCHELLOMAT WC flush fitting 02 703 06 99 Page 226
- WC flush pipe clip 03 203 06 99 Page 227
- WC internal connector 77 101 00 99 Page 227

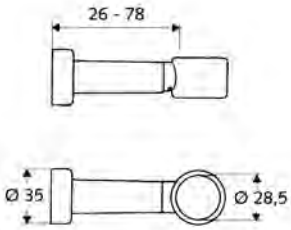

WC flush pipe clip

For secure attachment of the WC flush pipe to the wall.

Technical data
- Material: Plastic
- Surface: Chrome

PU: 1, W: 0,07 kg/Piece **03 203 06 99**

Recommended associated articles
- WC flush pipe 03 100 06 99 Page 227

WC internal connector

Technical data
- Material: Rubber
- diameter: 55 mm

PU: 1, W: 0,04 kg/Piece **77 101 00 99**

Recommended associated articles
- WC flush pipe 03 100 06 99 Page 227

2 WC and urinal flush valves

	Product information	230 / 238
22	Concealed urinal flush valves	
	- Concealed urinal flush valves	231 / 239
	- Urinal controls	
	EDITION E	232 - 235
	COMPACT LC	241
	RETROFIT LC / Accessories	242 - 243
	- Urinal operating panels	
	AMBITION / EDITION	236
	- Accessories	234 - 235
		237 / 243
	Overview	
23	Exposed urinal flush valves	245

SCHELL urinal control EDITION E

Overview concealed urinal flush valves (Finishing sets)

		Functional features urinal controls															
		Function					Save water	Hy-giene	Energy supply		Surface				Finishing set for		
		Suitable for con-nection to SWS	Capable of being pa-rameterised by SSC	Contact-free	Self-closing mechanical	Self-closing electronic	Stadium program	Stagnation / hygienic flush	Battery operation	Mains operation	Stainless steel	Chrome	Glass, black	Glass, white / alpine white	Urinal flush valve 01 193 00 99	Urinal module 03 075 00 99	
EDITION E																	**Page**
	02 806 06 99	•	•	•		•	•	•	•			•			•	•	232
	02 806 15 99	•	•	•		•	•	•	•					•	•	•	232
	02 807 28 99	•	•	•		•	•	•	•		•				•	•	232
	02 808 06 99	•	•	•		•	•	•		•		•			•	•	232
	02 808 15 99	•	•	•		•	•	•		•				•	•	•	232
	02 809 28 99	•	•	•		•	•	•		•	•				•	•	232
	00 230 06 99	•	•	•		•	•	•				•			•	•	233
	00 230 15 99	•	•	•		•	•	•						•	•	•	233
	00 231 28 99	•	•	•		•	•	•			•				•	•	233
AMBITION																	**Page**
	02 822 00 99				•								•		•	•	236
	02 823 00 99				•									•	•	•	236
EDITION																	**Page**
	02 800 06 99				•							•			•	•	236
	02 800 15 99				•								•		•	•	236
	02 801 28 99				•						•				•	•	236

Ordering information:
Please observe that for each finishing set the corresponding recommended associated items / required recommended associated items such as the urinal concealed flush valve COMPACT II or the corresponding module must also be ordered.

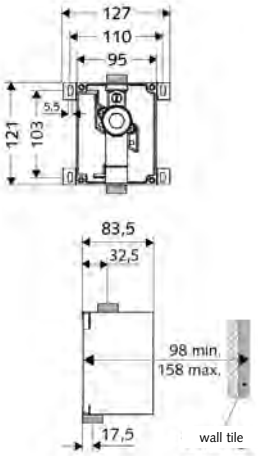

Product description	Article number

Concealed urinal flush valve COMPACT II

Low-noise concealed flush valve. For accepting SCHELL urinal control/operating panels. Conform to DIN EN 12541. Internal isolating valve.

Scope of delivery
- Masterbox
  - Roughing-in housing
  - Concealed flush valve COMPACT II, with isolating valve and sealing plug
- Flush-mounted cap

Technical data
- Flow pressure: 0.8 - 5.0 bar
- Flush flow: 0.3 l/s
- Material: Housing Plastic; Waterpath Brass, conform to German drinking water regulations
- Connection: DN 15 G 1/2 ext. thread
- Outlet: DN 15 G 1/2 ext. thread
- Certificates: PA-IX 18779/I, DIN-DVGW
- Noise class: I, at 100% flow

PU: 1, W: 0,88 kg/Piece **01 193 00 99**

Necessary associated articles

Urinal controls
- Urinal control COMPACT LC 01 197 00 99 Page 241 or
- Urinal control COMPACT LC 01 196 00 99 Page 241

Other urinal controls and urinal operating panels - see overview on page 230

Installation Note
- For electronic triggering, provide power supply in accordance with the respective urinal control.
- When used with the SCHELL SWS water management system, use a standard bus cable H(St)H2x2x0.8 (provided on site) for the SWS BE-K wired bus extender as required.
- Always use original SCHELL mains adapters and connection cables.

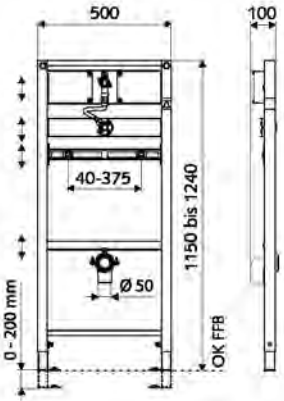

Urinal module MONTUS
Type COMPACT II

Urinal module, height 115 cm with concealed COMPACT II flush valve. For stud wall or pre-wall mounting or exposed installation. Self-supporting, powder-coated steel profiled frame with height-adjustable feet and cross bars. Flush triggering electronic or mechanical.

Scope of delivery
- Urinal module
  - Cross bar with drain elbow and construction plug, height-adjustable
  - Cross bar with concealed COMPACT II flush valve, with isolating valve and flush-mounted cap, height-adjustable
  - Cross bar for urinal attachment 40-375 mm, height-adjustable
  - Cross bar with noise-insulated urinal connection, with construction plug, height-adjustable
  - Flexible hose
  - Height-adjustable mounting feet 0-20 cm
- Fastening material for mounting feet
- Fastening material for urinal installation (fastening bolts M 8 x 100 mm, protection hose, plastic collar bushings, nuts, flat washers, cover caps)

Technical data
- Flow pressure: 0.8 - 5.0 bar, • Flush flow: 0.3 l/s
- Material: Frame Steel; Waterpath Dezincification-resistant brass, conform to German drinking water regulations
- Surface: Frame Powder coat finish
- Dimensions: w 50 cm x h 124 cm
- Waste water connection: Ø 50 mm, • Water connection: DN 15 G 1/2 ext. thread (top)
- Waste water outlet: Ø 50 mm, • Water outlet: DN 15 G 1/2 int. thread

PU: 1, W: 11,54 kg/Piece **03 075 00 99**

Necessary associated articles
- Urinal inlet connection DN 15 03 105 00 99 Page 237

For exposed installation
- Wall bracket set MONTUS (120 - 170 mm) 03 071 00 99 Page 280 or
- Wall bracket set MONTUS (150 - 210 mm) 03 077 00 99 Page 280

Urinal controls and urinal operating panels - see overview on page 230

Installation Note
- For electronic triggering, provide power supply in accordance with the respective urinal control.
- When used with the SCHELL SWS water management system, use a standard bus cable H(St)H2x2x0.8 (provided on site) for the SWS BE-K wired bus extender as required.
- Always use original SCHELL mains adapters and connection cables.

Product description	Article number

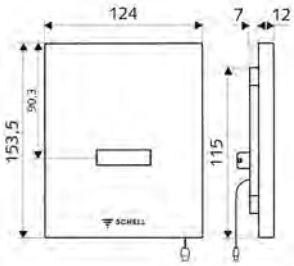

Finishing set for
01 193 00 99 or
03 075 00 99

4 x AA

SWS

SSC

Urinal control EDITION E

Contact-free infrared sensor flushing facility. For SCHELL COMPACT II concealed urinal flush valve. Battery operation. Suitable for networking with the SCHELL SWS water management system. Configurable via SCHELL Single Control SSC.

Scope of delivery
- Front panel with infrared sensor window
- 6 V solenoid valve with pre-filter
- Mounting frame with infrared sensor electronics, programmable
- 6 V battery compartment, protection class IP65, • 4x AA alkaline battery 1.5 V

Technical data
- Setting options via SWS SSC
  - Programming via short range reflex (off/on)
  - Sensor range (short/medium/long)
  - Flush time (1-15 s)
  - Stagnation flush (off/5-600 s, every 1-240 h after last flush/every 1-240 h)
  - Pre-flush (off/1 s, lockout time 5-60 min after last flush)
  - Automatic stadium program (off/1 s per user, main flush 20-60s after last use)
  - Trap flushing (off/1-240 h after last flush)
  - Energy saving mode (off/1-254 h after last flush)
- Setting options via short range reflex
  - Sensor range (short/medium/long)
  - Stagnation flush (off/30 s, every 24 h after last flush/every 24 h)
  - Pre-flush (off/1 s)
  - Automatic stadium program (off/1 s per user), - Rap flush (off/on)
  - Flush time (1-15 s)

Material: Front panel Plastic, Surface: Front panel Chrome, Dimensions front plate: w 124 mm x h 153.5 mm x d 12 mm PU: 1, W: 0,76 kg/Piece	**02 806 06 99**
Material: Front panel Plastic, Surface: Front panel Alpine white, Dimensions front plate: w 124 mm x h 153.5 mm x d 12 mm PU: 1, W: 0,76 kg/Piece	**02 806 15 99**
Vandal-resistant design, Material: Front panel Stainless steel, Surface: Front panel Brushed stainless steel, Dimensions front plate: w 120 mm x h 150 mm x d 12 mm PU: 1, W: 0,84 kg/Piece	**02 807 28 99**

Necessary associated articles
- Concealed urinal flush valve COMPACT II 01 193 00 99 Page 231, 239 or
- Urinal module MONTUS 03 075 00 99 Page 231, 240, 275

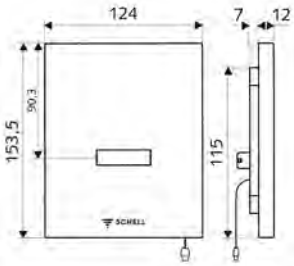

Finishing set for
01 193 00 99 or
03 075 00 99

SWS

SSC

Urinal control EDITION E

Contact-free infrared sensor flushing facility. For SCHELL COMPACT II concealed urinal flush valve. Mains operation. Suitable for networking with the SCHELL SWS water management system. Configurable via SCHELL Single Control SSC.

Scope of delivery
- Front panel with infrared sensor window
- 6 V solenoid valve with pre-filter
- Mounting frame with infrared sensor electronics, programmable
- Concealed transformer 100-240 VAC, 50-60 Hz

Technical data
- Setting options via SWS SSC
  - Sensor range (short/medium/long)
  - Programming via short range reflex (off/on)
  - Flush time (1-15 s)
  - Stagnation flush (off/5-600 s, every 1-240 h after last flush/every 1-240 h)
  - Pre-flush (off/1 s, lockout time 5-60 min after last flush)
  - Automatic stadium program (off/1 s per user, main flush 20-60s after last use)
  - Trap flushing (off/1-240 h after last flush)
  - Energy saving mode (off/1-254 h after last flush)
- Setting options via short range reflex
  - Sensor range (short/medium/long)
  - Stagnation flush (off/30 s, every 24 h after last flush/every 24 h)
  - Pre-flush (off/1 s)
  - Automatic stadium program (off/1 s per user), - Rap flush (off/on)
  - Flush time (1-15 s)

Material: Front panel Plastic, Surface: Front panel Chrome, Dimensions front plate: w 124 mm x h 153.5 mm x d 12 mm PU: 1, W: 0,78 kg/Piece	**02 808 06 99**
Material: Front panel Plastic, Surface: Front panel Alpine white, Dimensions front plate: w 124 mm x h 153.5 mm x d 12 mm PU: 1, W: 0,75 kg/Piece	**02 808 15 99**
Vandal-resistant design, Material: Front panel Stainless steel, Surface: Front panel Brushed stainless steel, Dimensions front plate: w 120 mm x h 150 mm x d 12 mm PU: 1, W: 0,86 kg/Piece	**02 809 28 99**

Necessary associated articles
- Concealed urinal flush valve COMPACT II 01 193 00 99 Page 231, 239 or
- Urinal module MONTUS 03 075 00 99 Page 231, 240, 275

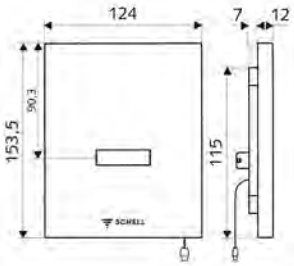

SWS

SSC

Finishing set for
01 193 00 99 or
03 075 00 99

Product description	Article number

Urinal control EDITION E

Contact-free infrared sensor flushing facility. For SCHELL COMPACT II concealed urinal flush valve. Intended for networking with the SCHELL SWS water management system. Power supply via SWS or mains adapter (together with BE-F wireless bus extender).

Scope of delivery
- Front panel with infrared sensor window
- 6 V solenoid valve with pre-filter
- Mounting frame with infrared sensor electronics, programmable

Technical data
- Setting options via SWS SSC
  - Sensor range (short/medium/long)
  - Programming via short range reflex (off/on)
  - Flush time (1-15 s)
  - Stagnation flush (off/5-600 s, every 1-240 h after last flush/every 1-240 h)
  - Pre-flush (off/1 s, lockout time 5-60 min after last flush)
  - Automatic stadium program (off/1 s per user, main flush 20-60s after last use)
  - Trap flushing (off/1-240 h after last flush)
  - Energy saving mode (off/1-254 h after last flush)
- Setting options via short range reflex
  - Sensor range (short/medium/long)
  - Stagnation flush (off/30 s, every 24 h after last flush/every 24 h)
  - Pre-flush (off/1 s)
  - Automatic stadium program (off/1 s per user)
  - Rap flush (off/on)
  - Flush time (1-15 s)

Material: Front panel Plastic, Surface: Front panel Chrome, Dimensions front plate: w 124 mm x h 153.5 mm x d 12 mm PU: 1, W: 0,62 kg/Piece	**00 230 06 99**
Material: Front panel Plastic, Surface: Front panel Alpine white, Dimensions front plate: w 124 mm x h 153.5 mm x d 12 mm PU: 1, W: 0,64 kg/Piece	**00 230 15 99**
Vandal-resistant design, Material: Front panel Stainless steel, Surface: Front panel Brushed stainless steel, Dimensions front plate: w 120 mm x h 150 mm x d 12 mm PU: 1, W: 0,68 kg/Piece	**00 231 28 99**

Necessary associated articles
- Urinal module MONTUS 03 075 00 99 Page 231, 240, 275 or
- Concealed urinal flush valve COMPACT II 01 193 00 99 Page 231, 239
- SWS server 00 500 00 99 Page 18
- SWS Bus mains adapter 00 505 00 99 Page 19
- SWS BE-K wired bus extender 00 501 00 99 Page 20 or
- SWS BE-F wireless bus extender 00 502 00 99 Page 20

For networking via BE-F wireless bus extender
- Concealed power supply unit 9 VDC, 100 - 240 VAC, 50 - 60 Hz 01 315 00 99 Page 136, 148, 180, 210, 234 or
- Top-hat rail transformer 9 VDC, 100 - 240 VAC, 50 - 60 Hz 01 582 00 99 Page 136, 148, 180, 210, 234 or
- Electrical junction box 9 VDC, 100 - 240 VAC, 50 - 60 Hz 01 583 00 99 Page 137, 148, 180, 211, 234

Product description	Article number

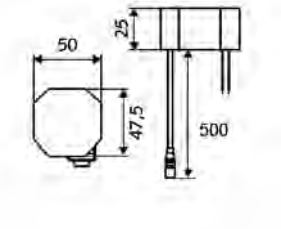

Concealed power supply unit 9 VDC, 100 - 240 VAC, 50 - 60 Hz

For supplying power to 1-12 CVD-Touch and/or infrared sensor electronics. Suitable for all SSC- and SWS-capable fittings.

Scope of delivery
- Concealed mains adapter
- Adapter cable

Technical data
- Input: 100 - 240 VAC, 50 - 60 Hz
- Output: 9 VDC, 0.66 A

PU: 1, W: 0,14 kg/Piece **01 315 00 99**

Necessary associated articles
- Universal connection cable 5 m 01 570 00 99 Page 137, 149, 181, 211, 235 or
- Universal connection cable 10 m 01 571 00 99 Page 137, 149, 181, 211, 235

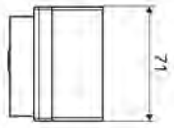

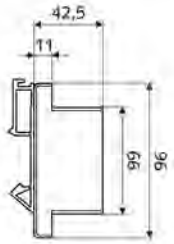

Top-hat rail transformer 9 VDC, 100 - 240 VAC, 50 - 60 Hz

For supplying power to 1-12 CVD-Touch and/or infrared sensor electronics. Suitable for all SSC- and SWS-capable fittings. For mounting on 35 mm top-hat rail (EN 60715).

Scope of delivery
- Mains adapter
  - Housing for top-hat rail installation
- Adapter cable

Technical data
- Input: 100 - 240 VAC, 50 - 60 Hz, Cable on braid
- Output: 9 VDC, 0.66 A, on plug connectors

PU: 1, W: 0,21 kg/Piece **01 582 00 99**

Necessary associated articles
- Universal connection cable 5 m 01 570 00 99 Page 137, 149, 181, 211, 235 or
- Universal connection cable 10 m 01 571 00 99 Page 137, 149, 181, 211, 235

Installation Note
- Terminal strip and top-hat rail on site.

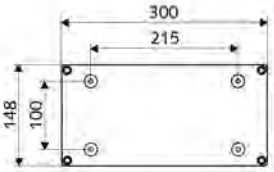

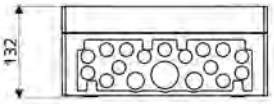

Electrical junction box 9 VDC, 100 - 240 VAC, 50 - 60 Hz

For 1-12 CVD-Touch and/or infrared sensor electronics. Suitable for all SSC- and SWS-capable fittings. Housing with cut-outs for ISO clamp fittings and 4-way cover locking.

Scope of delivery
- Electrical junction box
  - Top-hat rail, pre-assembled
  - 12-way connecting terminal block
  - Top-hat rail transformer

Technical data
- Input: 100 - 240 VAC, 50 - 60 Hz, Cable on braid
- Output: 9 VDC, 0.66 A, on plug connectors
- Protection class: IP 65

PU: 1, W: 1,62 kg/Piece **01 583 00 99**

Necessary associated articles
- Universal connection cable 5 m 01 570 00 99 Page 137, 149, 181, 211, 235 or
- Universal connection cable 10 m 01 571 00 99 Page 137, 149, 181, 211, 235

Product description	Article number	
Universal connection cable To connect the mains adapter and the electronic tap. Suitable for all SSC- and SWS-capable fittings.		
length: 5 m **PU: 1, W: 0,12 kg/Piece**	**01 570 00 99**	
length: 10 m **PU: 1, W: 0,22 kg/Piece**	**01 571 00 99**	

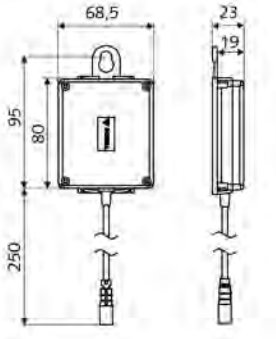

Universal 6 V battery compartment

Suitable for all SSC- and SWS-capable fittings.

Scope of delivery
- 6 V battery compartment, protection class IP65
- 4x AA alkaline battery 1.5 V
- Wall bracket
- Fastening material
- Velcro strip 100 mm

PU: 1, W: 0,20 kg/Piece	**01 557 00 99**

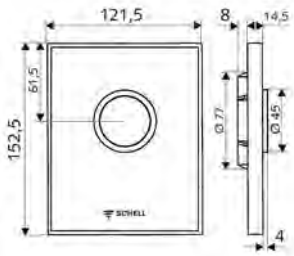

Discontinued item, available while stocks last

Finishing set for 01 193 00 99 or 03 075 00 99

Product description	Article number

AMBITION urinal operating panel

For SCHELL COMPACT II concealed urinal flush valve.

Scope of delivery
- Designer operating panel made from safety glass
  - Operating button made from brass
- Self-closing cartridge with nozzle bore pre-filter
- Mounting frame

Technical data
- Flush volume adjustable: 1.0 - 6.0 l
- Material: Actuation Brass; Front panel Safety glass (ESD); Frame Plastic
- Surface: Actuation Chrome; Frame Chrome
- Dimensions front plate: w 121.5 mm x h 152.5 mm x d 14.5 mm

Surface: Front panel Black **PU: 1, W: 0,72 kg/Piece**	**02 822 00 99**
Surface: Front panel White **PU: 1, W: 0,73 kg/Piece**	**02 823 00 99**

Necessary associated articles
- Urinal module MONTUS 03 075 00 99 Page 231, 240, 275 or
- Concealed urinal flush valve COMPACT II 01 193 00 99 Page 231, 239

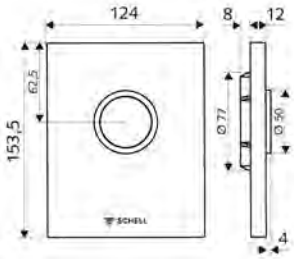

Finishing set for 01 193 00 99 or 03 075 00 99

EDITION urinal operating panel

For SCHELL COMPACT II concealed urinal flush valve.

Scope of delivery
- Designer operating panel
  - Operating button
- Self-closing cartridge with nozzle bore pre-filter
- Mounting frame
- Fastening material

Technical data
- Flush volume adjustable: 1.0 - 6.0 l

Material: Actuation Plastic; Front panel Plastic, Surface: Actuation Chrome; Front panel Chrome, Dimensions front plate: w 124 mm x h 153.5 mm x d 12 mm **PU: 1, W: 0,53 kg/Piece**	**02 800 06 99**
Material: Actuation Plastic; Front panel Plastic, Surface: Actuation Chrome; Front panel Alpine white, Dimensions front plate: w 124 mm x h 153.5 mm x d 12 mm **PU: 1, W: 0,48 kg/Piece**	**02 800 15 99**
Vandal-resistant design **Material: Actuation Die-cast zinc; Front panel Stainless steel, Surface: Actuation Chrome; Front panel Brushed stainless steel, Dimensions front plate: w 120 mm x h 150 mm x d 12 mm** **PU: 1, W: 0,60 kg/Piece**	**02 801 28 99**

Necessary associated articles
- Urinal module MONTUS 03 075 00 99 Page 231, 240, 275 or
- Concealed urinal flush valve COMPACT II 01 193 00 99 Page 231, 239

Product description	Article number

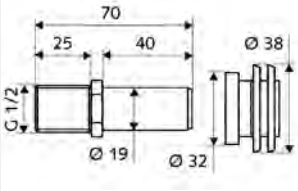

Urinal inlet connection DN 15

For urinals supplied from the rear.

Scope of delivery
- Inlet pipe
- Connector Ø 32-38 mm

Technical data
- Material: Brass, conform to German drinking water regulations
- shaft diameter: 19 mm
- shaft length: 40 mm
- Connection: DN 15 G 1/2 AG

PU: 1, W: 0,09 kg/Piece **03 105 00 99**

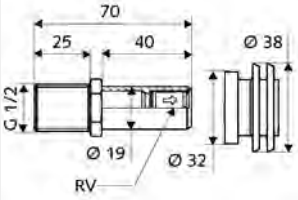

Urinal inlet connection DN 15 backflow preventer

For COMPACT LC urinal control, if valve control >1 m above the urinal supply. With backflow preventer.

Scope of delivery
- Inlet pipe
- Connector Ø 32-38 mm

Technical data
- Material: Brass, conform to German drinking water regulations
- shaft diameter: 19 mm
- shaft length: 40 mm
- Connection: DN 15 G 1/2 AG

PU: 1, W: 0,08 kg/Piece **03 112 00 99**

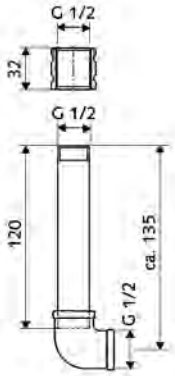

Urinal inlet connection DN 15

Connection line between concealed COMPACT II urinal flush valve and urinal inlet connection.

Scope of delivery
- Connection pipe with 90° angle (sealed in)
- Sleeve

Technical data
- Material: Brass
- Connection: DN 15 G 1/2 IG
- Outlet: DN 15 G 1/2 IG

PU: 1, W: 0,28 kg/Piece **03 208 00 99**

Recommended associated articles
- Concealed urinal flush valve COMPACT II 01 193 00 99 Page 231, 239

Overview concealed urinal flush valves (Finishing sets)

		Functional features urinal controls									
		Function			Save water	Hygiene	Energy supply		Finishing set fo		
		Contact-free	Self-closing mechanical	Self-closing electronic	Stadium program	Stagnation / hygienic flush	Battery operation	Mains operation	Urinal flush valve COMPACT II 01 193 00 99	Urinal module COMPACT II LC 03 089 00 99	
COMPACT LC											**Page**
	01 197 00 99	•		•	•	•		•	•	•	241
	01 196 00 99	•		•	•	•	•		•	•	241
RETROFIT LC											**Page**
	01 286 00 99	•		•	•	•		•			242
	01 285 00 99	•		•	•	•	•				242

Ordering information:
Please observe that for each finishing set the corresponding recommended associated items / required recommended associated items such as the urinal concealed flush valve COMPACT II or the corresponding module must also be ordered.

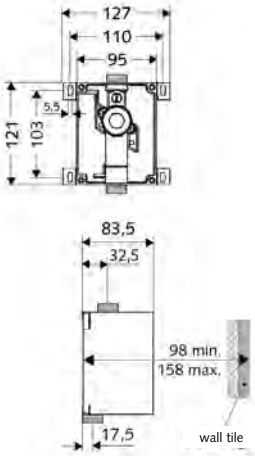

Product description	Article number

Concealed urinal flush valve COMPACT II

Low-noise concealed flush valve. For accepting SCHELL urinal control/operating panels. Conform to DIN EN 12541. Internal isolating valve.

Scope of delivery
- Masterbox
  - Roughing-in housing
  - Concealed flush valve COMPACT II, with isolating valve and sealing plug
- Flush-mounted cap

Technical data
- Flow pressure: 0.8 - 5.0 bar
- Flush flow: 0.3 l/s
- Material: Housing Plastic; Waterpath Brass, conform to German drinking water regulations
- Connection: DN 15 G 1/2 ext. thread
- Outlet: DN 15 G 1/2 ext. thread
- Certificates: PA-IX 18779/I, DIN-DVGW
- Noise class: I, at 100% flow

PU: 1, W: 0,88 kg/Piece **01 193 00 99**

Necessary associated articles

Urinal controls
- Urinal control COMPACT LC 01 197 00 99 Page 241 or
- Urinal control COMPACT LC 01 196 00 99 Page 241

Other urinal controls and urinal operating panels - see overview on page 230

Installation Note
- For electronic triggering, provide power supply in accordance with the respective urinal control.
- When used with the SCHELL SWS water management system, use a standard bus cable H(St)H2x2x0.8 (provided on site) for the SWS BE-K wired bus extender as required.
- Always use original SCHELL mains adapters and connection cables.

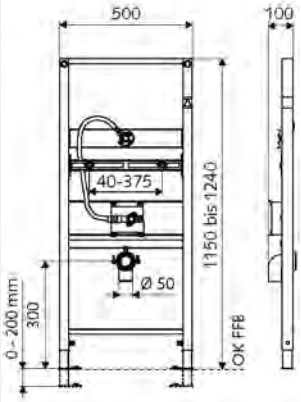

Urinal module MONTUS
Type COMPACT II LC

Urinal module, height 115 cm with concealed COMPACT II flush valve. For stud wall or pre-wall mounting or exposed installation. Self-supporting, powder-coated steel profiled frame with height-adjustable feet and cross bars. Flush triggering via COMPACT LC urinal control.

Scope of delivery
- Urinal module
  - Cross bar with concealed COMPACT II flush valve, with isolating valve and flush-mounted cap, height-adjustable, intended for COMPACT LC urinal control
  - Cross bar with drain elbow and construction plug, height-adjustable
  - Cross bar for urinal attachment 40-375 mm, height-adjustable
  - Cross bar with noise-insulated urinal connection, with construction plug, height-adjustable
  - Flexible hose
  - Height-adjustable mounting feet 0-20 cm
- Fastening material for urinal installation (fastening bolts M 8 x 100 mm, protection hose, plastic collar bushings, nuts, flat washers, cover caps)
- Fastening material for mounting feet

Technical data
- Flow pressure: 0.8 - 5.0 bar
- Flush flow: 0.3 l/s
- Material: Frame Steel; Waterpath Dezincification-resistant brass, conform to German drinking water regulations
- Surface: Frame Powder coat finish
- Dimensions: w 50 cm x h 124 cm
- Waste water connection: Ø 50 mm
- Water connection: DN 15 G 1/2 ext. thread (right)
- Waste water outlet: Ø 50 mm
- Water outlet: DN 15 G 1/2 int. thread

PU: 1, W: 12,00 kg/Piece **03 089 00 99**

Necessary associated articles
- Urinal inlet connection DN 15 03 105 00 99 Page 237

For exposed installation
- Wall bracket set MONTUS (120 - 170 mm) 03 071 00 99 Page 280 or
- Wall bracket set MONTUS (150 - 210 mm) 03 077 00 99 Page 280

Urinal controls
- Urinal control COMPACT LC 01 196 00 99 Page 241 or
- Urinal control COMPACT LC 01 197 00 99 Page 241

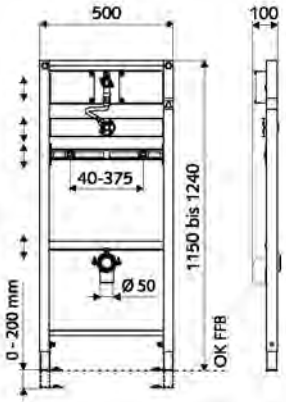

Product description	Article number

Urinal module MONTUS
Type COMPACT II

Urinal module, height 115 cm with concealed COMPACT II flush valve. For stud wall or pre-wall mounting or exposed installation. Self-supporting, powder-coated steel profiled frame with height-adjustable feet and cross bars. Flush triggering electronic or mechanical.

Scope of delivery
- Urinal module
  - Cross bar with drain elbow and construction plug, height-adjustable
  - Cross bar with concealed COMPACT II flush valve, with isolating valve and flush-mounted cap, height-adjustable
  - Cross bar for urinal attachment 40-375 mm, height-adjustable
  - Cross bar with noise-insulated urinal connection, with construction plug, height-adjustable
  - Flexible hose
  - Height-adjustable mounting feet 0-20 cm
- Fastening material for mounting feet
- Fastening material for urinal installation (fastening bolts M 8 x 100 mm, protection hose, plastic collar bushings, nuts, flat washers, cover caps)

Technical data
- Flow pressure: 0.8 - 5.0 bar
- Flush flow: 0.3 l/s
- Material: Frame Steel; Waterpath Dezincification-resistant brass, conform to German drinking water regulations
- Surface: Frame Powder coat finish
- Dimensions: w 50 cm x h 124 cm
- Waste water connection: Ø 50 mm
- Water connection: DN 15 G 1/2 ext. thread (top)
- Waste water outlet: Ø 50 mm
- Water outlet: DN 15 G 1/2 int. thread

PU: 1, W: 11,54 kg/Piece **03 075 00 99**

Necessary associated articles
- Urinal inlet connection DN 15 03 105 00 99 Page 237

For exposed installation
- Wall bracket set MONTUS (120 - 170 mm) 03 071 00 99 Page 280 or
- Wall bracket set MONTUS (150 - 210 mm) 03 077 00 99 Page 280

Urinal controls and urinal operating panels - see overview on page 230

Installation Note
- For electronic triggering, provide power supply in accordance with the respective urinal control.
- When used with the SCHELL SWS water management system, use a standard bus cable H(St)H2x2x0.8 (provided on site) for the SWS BE-K wired bus extender as required.
- Always use original SCHELL mains adapters and connection cables.

Finishing set for
01 193 00 99 or
03 089 00 99 or
03 075 00 99

Product description	Article number

Urinal control COMPACT LC

Battery or mains operation. Universal vandal-resistant flush control with corrosion-safe siphon with LC sensor. For all ceramic and stainless steel bowls. Plug + play plug connector, IP 54.

Scope of delivery
- E-module
- Solenoid valve with adapter
- Urinal siphon with LC sensor

Technical data
- Functions
  - Stagnation flush (every 24 hours after last flush)
  - Automatic stadium program (reduced flush volume with high usage frequency >2 users/5 min)
  - Acoustic signal (when battery charge is low)
  - Odour trap flush (when water level is low)
  - Automatic flush stop (in case of blocked drain pipe)
- Setting options via Reedkontakt (accessories)
  - Flush programs (1 l, 2 l, hybrid flush)
  - Interval flush 5x (each flush 2 min contact time)
  - Cleaning flush 10 s
  - Cleaning stop 180 s
  - Diagnostics program

With 6 V battery compartment, protection class IP65 and 4x AA alkaline battery 1.5 V **PU: 1, W: 0,60 kg/Piece**	**01 196 00 99**
With Concealed transformer 100-240 VAC, 50-60 Hz **PU: 1, W: 0,63 kg/Piece**	**01 197 00 99**

Necessary associated articles
- Urinal inlet connection DN 15 backflow preventer 03 112 00 99 Page 237 or
- Urinal inlet connection DN 15 03 105 00 99 Page 237
- Urinal module MONTUS 03 089 00 99 Page 239, 275 or
- Urinal module MONTUS 03 075 00 99 Page 231, 240, 275 or
- Concealed urinal flush valve COMPACT II 01 193 00 99 Page 231, 239

Recommended associated articles
- Sensor cable COMPACT LC 01 524 00 99 Page 243

For program setting externally at the ceramics
- COMPACT LC reed contact 01 529 00 99 Page 243

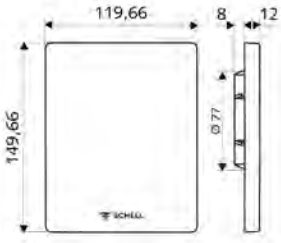

EDITION LC urinal front cover

Front cover for COMPACT II concealed urinal flush valve if this valve is used together with the COMPACT LC urinal control and is not installed behind the ceramics. Simplifies accessibility to the water path and electronics.

Scope of delivery
- Front cover
- Mounting frame
- Fastening material

Technical data
- Material: Front panel Stainless steel
- Surface: Front panel Brushed stainless steel
- Dimensions: w 120 mm x h 150 mm x d 12 mm

PU: 1, W: 0,33 kg/Piece	**23 080 28 99**

Necessary associated articles
- Urinal control COMPACT LC 01 197 00 99 Page 241 or
- Urinal control COMPACT LC 01 196 00 99 Page 241

Note
- Not necessary when using a tile covering.

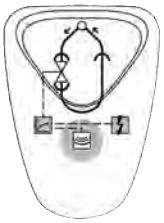

Product description	Article number

Urinal control RETROFIT LC

Battery or mains operation. Vandal-resistant flush control with corrosion-safe siphon with LC sensor. For installation behind sanitary ceramics. Suitable for retrofitting existing systems with the following urinal ceramics: KERAMAG - Aller, Public Line, Renova VILLEROY & BOCH - Magnum, Subway, Arriba.

Scope of delivery
- E-module
- Waterpath with 6 V solenoid valve
- Isolating valve
- Special supply set with flush pipe connector
- Flexible hose
- Fastening material
- Urinal siphon with LC sensor

Technical data
- Functions
  - Stagnation flush (every 24 hours after last flush)
  - Automatic stadium program (reduced flush volume with high usage frequency >2 users/5 min)
  - Acoustic signal (when battery charge is low)
  - Odour trap flush (when water level is low)
  - Automatic flush stop (in case of blocked drain pipe)
- Setting options via Reedkontakt (accessories)
  - Flush programs (1 l, 2 l, hybrid flush)
  - Interval flush 5x (each flush 2 min contact time)
  - Cleaning flush 10 s
  - Cleaning stop 180 s
  - Diagnostics program
- Material: Waterpath Plastic

With 6 V battery compartment, protection class IP65 **PU: 1, W: 1,07 kg/Piece**	**01 285 00 99**
With Concealed transformer 100-240 VAC, 50-60 Hz **PU: 1, W: 1,10 kg/Piece**	**01 286 00 99**

Recommended associated articles
- COMPACT LC reed contact 01 529 00 99 Page 243

Installation Note
- E-module and battery compartment installation with pressure closure on the tile.
- E-module and mains adapter installation with pressure closure on the tile.

Product description	Article number

Sensor cable COMPACT LC

Extension cable to connect the LC sensor and COMPACT LC urinal control where the installation is some distance away.

Technical data
- length: 2.5 m

PU: 1, W: 0,05 kg/Piece	**01 524 00 99**

In connection with
- Urinal control COMPACT LC 01 197 00 99 Page 241 or
- Urinal control COMPACT LC 01 196 00 99 Page 241

COMPACT LC reed contact

For COMPACT LC urinal control for program setting externally at the urinal ceramics or on the EDITION LC front panel. With magnetic key.

Scope of delivery
- Reed contact with connection cable
- Magnetic key

PU: 1, W: 0,03 kg/Piece	**01 529 00 99**

Necessary associated articles
- Urinal control COMPACT LC 01 197 00 99 Page 241 or
- Urinal control COMPACT LC 01 196 00 99 Page 241 or
- Urinal control RETROFIT LC 01 286 00 99 Page 242 or
- Urinal control RETROFIT LC 01 285 00 99 Page 242

2 WC and urinal flush valves

Product information 246 - 247

23 Exposed urinal flush valves

- Urinal flush valves (Electronic)
  SCHELLTRONIC 248
  SCHELLTRONIC, Benelux/France model 249

- Urinal flush valves (Mechanical)
  SCHELLOMAT BASIC 250
  SCHELLOMAT BASIC, Benelux/France model 251

- Accessories 252 - 253

SCHELL infrared urinal flush valve unit SCHELLTRONIC

Overview exposed urinal flush valves - Electronic

		Functional features									
		Function			Save water	Hygiene	Energy supply		Surface		
		Contact-free	Self-closing mechanical	Self-closing electronic	Stadium program	Stagnation / hygienic flush	Battery operation suitable for SSC	Mains operation	Stainless steel	Chrome	
SCHELLTRONIC											**Page**
	01 113 06 99	•		•	•	•	•			•	248
SCHELLTRONIC Benelux / France model											**Page**
	01 115 06 99	•		•	•	•	•			•	249

Ordering information:
Please observe that for each exposed urinal flush valve, the recommended associated items must also be ordered.

		Functional features										
		Function			Save water	Hygiene	Energy supply		Surface		
		Contact-free	Self-closing mechanical	Self-closing electronic	Stadium program	Stagnation / hygienic flush	Battery operation	Mains operation	Stainless steel	Chrome	
SCHELLOMAT Basic, DN 15											**Page**
	02 476 06 99		•							•	250
	02 477 06 99		•							•	250
SCHELLOMAT BASIC, DN 15 Benelux / France model											**Page**
	02 483 06 99		•							•	251
	02 484 06 99		•							•	251
	02 478 06 99		•							•	251
	02 479 06 99		•							•	251

Ordering information:
Please observe that for each exposed urinal flush valve, the recommended associated items must also be ordered.

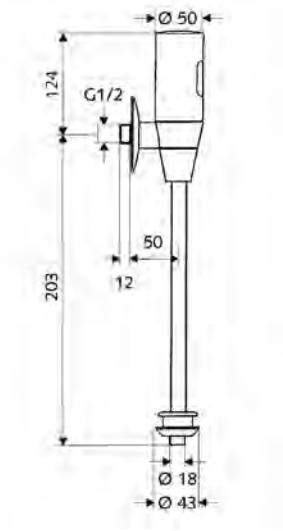

Product description	Article number	

Infrared exposed urinal flush valve SCHELLTRONIC, DN 15

Battery operation. Configurable via SCHELL Single Control SSC.

Scope of delivery
- Exposed urinal flush valve
  - Infrared sensor electronics, programmable
  - 6 V solenoid valve with pre-filter
  - Isolating valve
- 4x AAA alkaline battery 1.5 V
- Urinal internal connector
- Push rosette Ø 80 mm
- Flush pipe Ø 18 mm x 193 mm

Technical data
- Setting options via SSC
  - Sensor range (short/medium/long)
  - Flush time (1-15 s)
  - Stagnation flush (off/5-600 s, every 1-240 h after last flush/every 1-240 h)
  - Pre-flush (off/1 s, lockout time 5-60 min after last flush)
  - Automatic stadium program (off/1 s per user, main flush 20-60s after last use)
  - Odour trap flush (off/1-240 h after last flush)
  - Energy saving mode (off/1-254 h after last flush)
- Setting options via short range reflex
  - Sensor range (short/medium/long)
  - Stagnation flush (off/30 s, every 24 h after last flush/every 24 h)
  - Pre-flush (off/1 s)
  - Automatic stadium program (off/1 s per user)
  - Rap flush (off/on)
  - Flush time (1-15 s)
- Flow pressure: 1.0 - 5.0 bar
- Max. Resting pressure: 8 bar
- Flush flow: 0.3 l/s, conform to DIN EN 12541
- Material: Parts in contact with water Brass, conform to German drinking water regulations
- Surface: Chrome
- Connection: DN 15 G 1/2 ext. thread
- Outlet: Internal connector Ø 43 mm (flush pipe Ø 18 mm)
- Certificates: PA-IX 8952/II, WELL public
- Noise class: II, at 100% flow

PU: 1, W: 1,24 kg/Piece	**01 113 06 99**

Recommended associated articles
- Flush pipe Ø 18 mm 50 722 06 99 Page 252 or
- Flush tube Ø 18 mm (25 mm, cranked) 50 223 06 99 Page 252
- Urinal external connector 27 820 06 99 Page 252
- Urinal module MONTUS 03 090 00 99 Page 253, 274
- SSC Bluetooth® module 00 916 00 99 Page 36, 75, 129, 184, 203, 253 or
- SSC USB adapter 01 586 00 99 Page 37, 74, 129, 155, 253

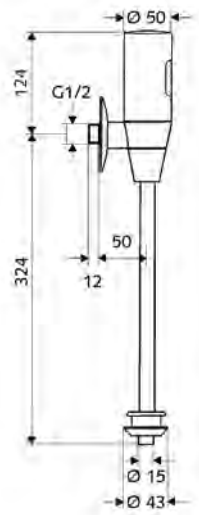

Benelux / France model

Product description	Article number

Infrared exposed urinal flush valve SCHELLTRONIC, DN 15
Benelux / France model

Battery operation. Configurable via SCHELL Single Control SSC.

Scope of delivery
- Exposed WC flush valve
  - Infrared sensor electronics, programmable
  - 6 V solenoid valve with pre-filter
  - Isolating valve
- 4x AAA alkaline battery 1.5 V
- Urinal internal connector
- Push rosette Ø 80 mm
- Flush pipe Ø 15 mm x 314 mm

Technical data
- Setting options via SSC
  - Sensor range (short/medium/long)
  - Flush time (1-15 s)
  - Stagnation flush (off/5-600 s, every 1-240 h after last flush/every 1-240 h)
  - Pre-flush (off/1 s, lockout time 5-60 min after last flush)
  - Automatic stadium program (off/1 s per user, main flush 20-60s after last use)
  - Odour trap flush (off/1-240 h after last flush)
  - Energy saving mode (off/1-254 h after last flush)
- Setting options via short range reflex
  - Sensor range (short/medium/long)
  - Stagnation flush (off/30 s, every 24 h after last flush/every 24 h)
  - Pre-flush (off/1 s)
  - Automatic stadium program (off/1 s per user)
  - Rap flush (off/on)
  - Flush time (1-15 s)
- Flow pressure: 1.0 - 5.0 bar
- Flush flow: 0.3 l/s, conform to DIN EN 12541
- Material: Parts in contact with water Brass, conform to German drinking water regulations
- Surface: Chrome
- Connection: DN 15 G 1/2 ext. thread
- Outlet: Internal connector Ø 43 mm (flush pipe Ø 15 mm)
- Certificates: PA-IX 8952/II, Belgaqua, WELL public
- Noise class: II, at 100% flow

PU: 1, W: 1,27 kg/Piece **01 115 06 99**

Recommended associated articles
- Flush pipe Ø 15 mm 50 744 06 99 Page 252
- Urinal external connector 27 820 06 99 Page 252
- Urinal module MONTUS 03 090 00 99 Page 253, 274
- SSC Bluetooth® module 00 916 00 99 Page 36, 75, 129, 184, 203, 253
- SSC USB adapter 01 586 00 99 Page 37, 74, 129, 155, 253

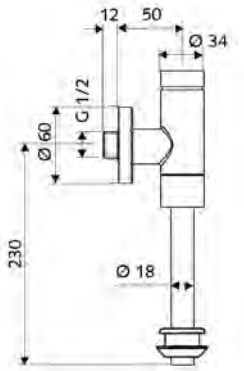

Product description	Article number
Exposed urinal flush valve SCHELLOMAT Basic, DN 15 All-metal design with brass push button. Conform to DIN EN 12541. **Scope of delivery** • Exposed urinal flush valve - Self-closing cartridge with nozzle bore pre-filter • Urinal internal connector • Push rosette Ø 60 mm • Flush pipe Ø 18 mm x 193 mm **Technical data** • Flow pressure: 0.8 - 5.0 bar • Max. Resting pressure: 8 bar • Flush flow: max. 0.3 l/s • Flush volume adjustable: 1.0 - 6.0 l • Material: Housing Brass; Parts in contact with water Brass, conform to German drinking water regulations, Plastic • Surface: Chrome • Connection: DN 15 G 1/2 ext. thread • Outlet: Internal connector Ø 43 mm (flush pipe Ø 18 mm) • Certificates: PA-IX 9892/II, DIN-DVGW, WELL public IV+ • Noise class: II, at 100% flow	
PU: 1, W: 0,70 kg/Piece	**02 476 06 99**
Exposed urinal flush valve SCHELLOMAT Basic SV, DN 15 **With Isolating valve** **PU: 1, W: 0,72 kg/Piece**	**02 477 06 99**

Recommended associated articles
- Flush pipe Ø 18 mm 50 722 06 99 Page 252 or
- Flush tube Ø 18 mm (25 mm, cranked) 50 223 06 99 Page 252 or
- Flush tube Ø 18 mm (40 mm, cranked) 50 291 06 99 Page 252
- Urinal external connector 27 820 06 99 Page 252
- Urinal module MONTUS 03 090 00 99 Page 253, 274

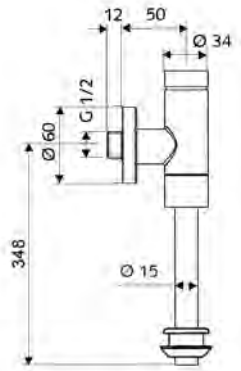

Benelux / France model

Product description	Article number
Exposed urinal flush valve SCHELLOMAT Basic, DN 15 **Benelux / France model** All-metal design with brass push button. Conform to EN 12541. **Scope of delivery** • Exposed urinal flush valve - Self-closing cartridge with nozzle bore pre-filter • Push rosette Ø 60 mm • Flush pipe Ø 15 mm x 314 mm, with pipe interrupter **Technical data** • Flow pressure: 0.8 - 5.0 bar • Flush flow: max. 0.3 l/s • Flush volume adjustable: 1.0 - 6.0 l • Material: Parts in contact with water Brass, conform to German drinking water regulations, Plastic • Surface: Chrome • Connection: DN 15 G 1/2 ext. thread • Certificates: PA-IX 9892/II, DIN-DVGW, Belgaqua • Noise class: II, at 100% flow	
With Urinal internal connector **Outlet: Internal connector Ø 43 mm (flush pipe Ø 15 mm)** **PU: 1, W: 0,78 kg/Piece**	**02 483 06 99**
Exposed urinal flush valve SCHELLOMAT Basic SV, DN 15 **With Isolating valve and Urinal internal connector** **Outlet: Internal connector Ø 43 mm (flush pipe Ø 15 mm)** **PU: 1, W: 0,82 kg/Piece**	**02 484 06 99**
With Urinal external connector **Outlet: Flush pipe Ø 15 mm** **PU: 1, W: 0,84 kg/Piece**	**02 478 06 99**
Exposed urinal flush valve SCHELLOMAT Basic SV, DN 15 **With Isolating valve and Urinal external connector** **Outlet: Flush pipe Ø 15 mm** **PU: 1, W: 0,78 kg/Piece**	**02 479 06 99**

Recommended associated articles
- Flush pipe Ø 15 mm 50 744 06 99 Page 252
- Urinal module MONTUS 03 090 00 99 Page 253, 274

Product description	Article number
Urinal external connector Suitable for flush pipe Ø 15 mm and Ø 18 mm. **Technical data** • Material: Brass • Surface: Chrome	
PU: 1, W: 0,04 kg/Piece	**27 820 06 99**



Flush pipe Ø 15 mm

Technical data
• Material: Copper
• Surface: Chrome

length: 314 mm **PU: 1, W: 0,21 kg/Piece**	**50 744 06 99**
length: 500 mm **PU: 1, W: 0,13 kg/Piece**	**50 745 06 99**

In connection with
• Infrared Exposed urinal flush valve SCHELLTRONIC, DN 15 01 115 06 99 Page 249 or
• Exposed urinal flush valve SCHELLOMAT Basic, DN 15 02 478 06 99 Page 251 or
• Exposed urinal flush valve SCHELLOMAT Basic SV, DN 15 02 479 06 99 Page 251 or
• Exposed urinal flush valve SCHELLOMAT Basic, DN 15 02 483 06 99 Page 251 or
• Exposed urinal flush valve SCHELLOMAT Basic SV, DN 15 02 484 06 99 Page 251



Flush pipe Ø 18 mm

Technical data
• Material: Copper
• Surface: Chrome

length: 300 mm **PU: 1, W: 0,11 kg/Piece**	**50 722 06 99**

In connection with
• Exposed urinal flush valve SCHELLOMAT Basic, DN 15 02 476 06 99 Page 250 or
• Exposed urinal flush valve SCHELLOMAT Basic SV, DN 15 02 477 06 99 Page 250 or
• Infrared Exposed urinal flush valve SCHELLTRONIC, DN 15 01 113 06 99 Page 248

Flush pipe Ø 18 mm cranked

Technical data
• Material: Copper, • Surface: Chrome

Flush tube Ø 18 mm (25 mm, cranked) **length: 293 mm, cranking: 25 mm** **PU: 1, W: 0,12 kg/Piece**	**50 223 06 99**
Flush tube Ø 18 mm (40 mm, cranked) **length: 291 mm, cranking: 40 mm** **PU: 1, W: 0,11 kg/Piece**	**50 291 06 99**

In connection with
• Exposed urinal flush valve SCHELLOMAT Basic, DN 15 02 476 06 99 Page 250 or
• Exposed urinal flush valve SCHELLOMAT Basic SV, DN 15 02 477 06 99 Page 250

For 50 223 06 99 only
• Infrared Exposed urinal flush valve SCHELLTRONIC, DN 15 01 113 06 99 Page 248

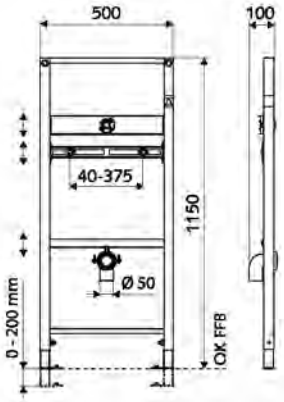

Product description	Article number

Urinal module MONTUS

Urinal module, height 115 cm. For stud wall or pre-wall mounting or exposed installation. Self-supporting, powder-coated steel profiled frame with height-adjustable feet and cross bars. Prepared for the connection of exposed urinal flush valves.

Scope of delivery
- Urinal module
  - Cross bar for urinal attachment 40-375 mm, height-adjustable
  - Cross bar with noise-insulated fitting connection, with construction plug, height-adjustable
  - Cross bar with drain elbow and construction plug, height-adjustable
  - Height-adjustable mounting feet 0-20 cm, • Fastening material for mounting feet
- Fastening material for urinal installation (fastening bolts M 8 x 100 mm, protection hose, plastic collar bushings, nuts, flat washers, cover caps)

Technical data
- Material: Frame Steel, .• Surface: Frame Powder coat finish
- Dimensions: w 50 cm x h 115 cm
- Waste water connection: Ø 50 mm, • Water connection: DN 15 G 1/2 AG (bottom)
- Waste water outlet: Ø 50 mm, • Water outlet: DN 15 G 1/2 int. thread

PU: 1, W: 9,74 kg/Piece **03 090 00 99**

Necessary associated articles

For exposed installation
- Wall bracket set MONTUS (120 - 170 mm) 03 071 00 99 Page 280 or
- Wall bracket set MONTUS (150 - 210 mm) 03 077 00 99 Page 280

Exposed urinal flush valves - see overview on page 246 - 247

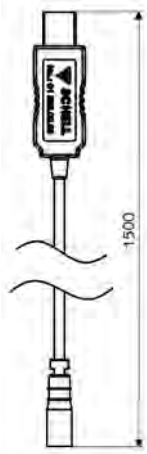

SSC USB adapter

The current SSC USB software with operating manual and drivers can be downloaded free of charge from www.schell.eu. The SSC USB adapter is used for parametrisation and diagnostics with SSC-capable SCHELL fittings.

System requirements
- Working memory: ≥1 GB RAM
- System software
  - Windows 10 (32-bit and 64-bit)
  - Windows 7 (32-bit and 64-bit)
  - Windows Vista (32-bit and 64-bit)
  - Windows XP (32-bit) with Service Pack 3
- Display resolution: ≥1024 × 768
- Available storage space: ≥150 MB
- USB port: Free USB 2.0 port

PU: 1, W: 0,05 kg/Piece **01 586 00 99**

Recommended associated articles
- SSC USB drive 95 598 00 99 Page 37, 74, 129, 155, 184

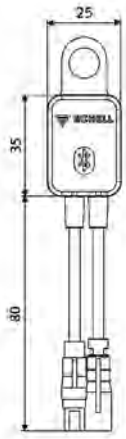

SSC Bluetooth® module

For the wireless parametrisation of SSC-capable SCHELL fittings or for the optional extension of stagnation flushes. Access via SSC Bluetooth® app (can be downloaded from App Store, Play Store) and mobile Android or iOS devices. Usable as a tool for adjusting the fittings (module can then be removed). Or the module is left on the fitting (excepting VITUS shower fittings, SCHELLTRONIC urinal flush valves, and battery-operated PURIS E and VENUS E) and therefore enables stagnation flushes by weekday and by time of day. The last 64 stagnation flushes are stored and can be accessed via the app. This data can also be sent/exported via email as a CSV file if required. Access to the SSC Bluetooth® module is protected by an access code that can be changed individually.

Scope of delivery
- SSC Bluetooth® module
  - Integrated rechargeable battery for date/time reserve power

Technical data
- Wireless standard: Bluetooth® SMART
- Frequency band: 2,4 GHz
- Max. Range: 10 m (depending on installation site and building materials)

PU: 1, W: 0,08 kg/Piece **00 916 00 99**

28 Modules and operating panels

Product information	256 - 261
- WC operating panels for cisterns (Mechanical)	262 - 263
- WC operating panels for cisterns (Electronic)	264 - 265
- WC modules	
with concealed cistern	266 - 271
with concealed cistern, barrier free	270
with concealed WC flush valve	274
- Urinal modules	
for exposed urinal flush valves	274
with concealed urinal flush valve	275
- Wash basin modules	276 - 277
- Modules for Shower / Bidet / High-load	278 - 279
- Accessories	280 - 281



SCHELL WC operating panel MONTUS TOWER

Overview WC operating panels - Mechanical

		Functional features													
		Function			Save water			Energy supply		Surface					
		Contact-free	Self-closing mechanical	Self-closing electronic	Single flush	Start-stop function	Dual flush	Battery operation	Mains operation	Stainless steel optics / plastic	chromee / Plastic	matt chorme / plastic	white / plastic	black / plastic	
MONTUS CIRCUM for concealed cistern															**Page**
	03 119 06 99		•				•				•				262
	03 119 64 99		•				•					•			262
	03 119 15 99		•				•						•		262
MONTUS BOARD for concealed cistern															**Page**
	03 120 06 99		•				•				•				262
	03 120 64 99		•				•					•			262
	03 120 15 99		•				•						•		262
MONTUS TOWER for concealed cistern															**Page**
	03 121 06 99		•				•				•				262
	03 121 64 99		•				•					•			262
	03 121 15 99		•				•						•		262
MONTUS KONKAV for concealed cistern															**Page**
	03 122 06 99		•				•				•				263
	03 122 64 99		•				•					•			263
	03 122 15 99		•				•						•		263
	03 143 11 99		•				•							•	263
MONTUS PLACE for concealed cistern															**Page**
	03 070 28 99		•				•			•					263
	03 078 28 99		•				•			•					263
MONTUS FIELD for concealed cistern															**Page**
	03 126 06 99		•				•				•				264
	03 126 64 99		•				•					•			264

Ordering information:
Please observe the notes on the respective WC operating panels regarding compatibility with the WC modules MONTUS.

		Functional features												
		Function			Save water			Energy supply		Surface				
		Contact-free	Self-closing mechanical	Self-closing electronic	Single flush	Start-stop function	Dual flush	Battery operation	Mains operation	Stainless steel optics / zinc diecast	chromee / zinc diecast	matt chorme / zinc diecast	white / zinc diecast	
MONTUS FIELD E pour réservoir encastré														**Page**
	03 123 06 99		•	•			•		•		•			265
MONTUS FIELD H pour réservoir encastré														**Page**
	03 124 06 99		•	•	•				•		•			265

			Functional features											
			Function						Save water		Dimensions			
		Width of cistern in cm	Suitable for connection to SWS	Capable of being parameterised by SSC	Operation from ahead	Operation from above	Self-closing mechanical	Self-closing electronic	Single flush	Dual flush	Depth in cm	Construction width im cm	Construction height in mm	
MONTUS (Typ C 120)														**Page**
	03 056 00 99	12			•		•	•		•	12 - 17	50	115	266
	03 057 00 99 with wall mounting set MONTUS	12			•		•	•		•	12 - 17	50	115	266
MONTUS Flow (Typ C 120)														**Page**
	03 038 00 99 with stagnation flush	12	•	•	•		•	•		•	12 - 17	50	115	267
MONTUS (Typ C 80)														**Page**
	03 062 00 99	8			•		•	•		•	12 - 17	54	115	270
MONTUS (Typ CS 120)														**Page**
	03 066 00 99	12			•		•	•		•	18 - 21	42	115	270
MONTUS (Typ 820 C)														**Page**
	03 060 00 99	15			•	•	•			•	15 - 20	40	82	271
MONTUS (Typ C 90)														**Page**
	03 061 00 99	8			•		•	•		•	9	50	115	271

			Functional features								
			Function				Save water	Dimensions			
		Width of cistern in mm	Operation from ahead	Operation from above	Self-closing mechanical	Self-closing electronic	Zweimengen-spülung	Depth in cm	Construction width im cm	Construction height in mm	
MONTUS (Typ C-N 120)											**Page**
	03 058 00 99	12	•		•	•	•	12,8	42	-	272
MONTUS (Typ C-N 80)											**Page**
	03 059 00 99	8	•		•	•	•	8	46	-	272
MONTUS (Typ C 80 n)											**Page**
	03 064 00 99	8	•		•	•	•	8	45,8	-	273
MONTUS (Typ C 120 n)											**Page**
	03 073 00 99	12	•		•	•	•	12,6	48,8	-	273

Ordering information:
Please observe that for each module, the corrospondending operating panel and the reccommended associated / required items must also be ordered..

WC module MONTUS, essential facts:

- water saving of 0,5 litres per flushing process through delayed filling
- flushing is particularly quit, filling valve noies class I < 20db
- easy to mount, wall mounting set for all modules (dry construction), depth adjustment without using tools
- dual flush, factory setting 3/6 litres, flush volumes adjustable to 2/4 litres
- drain elbow adjustable in depth
- service tool for cleaning of filling valve, integrated in the filling valve (all WC cisterns)

Overview of modules

WC module

	Page
WC module MONTUS, 03 076 00 99 • Module H 115cm with concealded WC flush valve COMPACT II for mechanic or electronic activation, water path out of dezincification resistant brass	274

Urinal modules

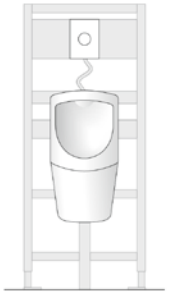

	Page
Urinal module MONTUS, 03 090 00 99 • for urinal exposed flush valves	274
Urinal module MONTUS, 03 075 00 99 • for urinals with concealed inlet • for urinal control EDITION E • for urinal operating panels EDITION / AMBITION	275
Urinal module MONTUS, 03 089 00 99 • for urinals with concealed inlet • for urinal control COMPACT II / COMPACT II LC	275

Wash basin modules

	Page
Wash basin module MONTUS, 03 074 00 99 • Module H 115 cm for wash basins with single hole tap	276
Wash basin module MONTUS, 03 085 00 99 • Module H 115 cm for barrier free wash basins	276
Wash basin module MONTUS, 03 088 00 99 • Module H 124 cm for wash basins with wall-mounted tap	277

Shower modules / Diverse modules

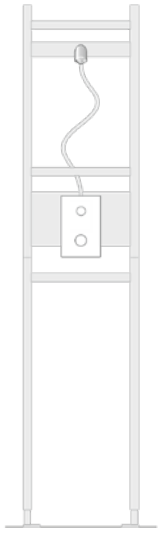

	Page
Shower module MONTUS, 03 091 00 99 • BH 223,3 cm für Duschen mit Duschkopf • Preassambled for mounting of concealed shower Master boxes for functions self-closing, electronic sensor tech nology, mixed water, premixed water or thermostat	278
BIDET module MONTUS, 03 067 00 99 • Module H 115 cm for wall-mounted Bidets	278
High load mounting module MONTUS, 03 063 00 99 • Module H 115 cm for wall-mounted sanitary items	279

Accessories for modules			Page
	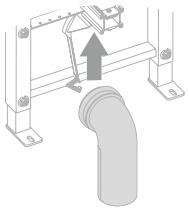	**Wall bracket set MONTUS** • for wall mounting of a SCHELL mounting module in front of a solid wall	280
		WC supply/drain set for wall-mounted WC • with drain pipe	280
		PE wall WC drain elbow • DN 90/90 mm with double lip seal	280
		PE-reducer • for PE-wall WC arch of discharge with double lip seal	281
		WC sound-insulation mat • for wall-mounted WC and bidet	281

Product description	Article number

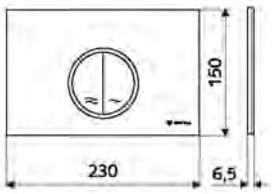

WC operating panel MONTUS CIRCUM

Dual flush. Actuation from top or from front.

Technical data
• Material: Plastic, • Dimensions front plate: w 230 mm x h 150 mm x d 6.5 mm

Surface: Front panel Chrome **PU: 1, W: 0,38 kg/Piece**	**03 119 06 99**
Surface: Front panel White **PU: 1, W: 0,38 kg/Piece**	**03 119 15 99**
Surface: Front panel Matt chrome **PU: 1, W: 0,39 kg/Piece**	**03 119 64 99**

In connection with
• WC module MONTUS 03 056 00 99 Page 266 or
• WC module MONTUS 03 057 00 99 Page 266 or
• WC module MONTUS Flow 03 038 00 99 Page 29, 267 or
• WC module MONTUS 03 062 00 99 Page 270 or
• WC module MONTUS 03 066 00 99 Page 270 or
• WC module MONTUS 03 060 00 99 Page 271 or
• WC module MONTUS 03 061 00 99 Page 271 or
• WC module MONTUS 03 058 00 99 Page 272 or
• WC module MONTUS 03 059 00 99 Page 272 or
• Concealed WC cistern MONTUS 03 064 00 99 Page 273 or
• Concealed WC cistern MONTUS 03 073 00 99 Page 273

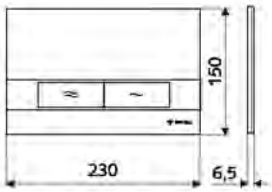

WC operating panel MONTUS BOARD

Dual flush. Actuation from top or from front.

Technical data
• Material: Plastic, • Dimensions front plate: w 230 mm x h 150 mm x d 6.5 mm

Surface: Front panel Chrome **PU: 1, W: 0,40 kg/Piece**	**03 120 06 99**
Surface: Front panel White **PU: 1, W: 0,39 kg/Piece**	**03 120 15 99**
Surface: Front panel Matt chrome **PU: 1, W: 0,41 kg/Piece**	**03 120 64 99**

In connection with
• WC module MONTUS 03 056 00 99 Page 266 or
• WC module MONTUS 03 057 00 99 Page 266 or
• WC module MONTUS Flow 03 038 00 99 Page 29, 267 or
• WC module MONTUS 03 062 00 99 Page 270 or
• WC module MONTUS 03 066 00 99 Page 270 or
• WC module MONTUS 03 060 00 99 Page 271 or
• WC module MONTUS 03 061 00 99 Page 271 or
• WC module MONTUS 03 058 00 99 Page 272 or
• WC module MONTUS 03 059 00 99 Page 272 or
• Concealed WC cistern MONTUS 03 064 00 99 Page 273 or
• Concealed WC cistern MONTUS 03 073 00 99 Page 273

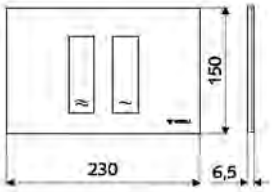

WC operating panel MONTUS TOWER

Dual flush. Actuation from top or from front.

Technical data
• Material: Plastic, • Dimensions front plate: w 230 mm x h 150 mm x d 6.5 mm

Surface: Front panel Chrome **PU: 1, W: 0,38 kg/Piece**	**03 121 06 99**
Surface: Front panel White **PU: 1, W: 0,38 kg/Piece**	**03 121 15 99**
Surface: Front panel Matt chrome **PU: 1, W: 0,40 kg/Piece**	**03 121 64 99**

In connection with
• WC module MONTUS 03 056 00 99 Page 266 or
• WC module MONTUS 03 057 00 99 Page 266 or
• WC module MONTUS Flow 03 038 00 99 Page 29, 267 or
• WC module MONTUS 03 062 00 99 Page 270 or
• WC module MONTUS 03 066 00 99 Page 270 or
• WC module MONTUS 03 060 00 99 Page 271 or
• WC module MONTUS 03 061 00 99 Page 271 or
• WC module MONTUS 03 058 00 99 Page 272 or
• WC module MONTUS 03 059 00 99 Page 272 or
• Concealed WC cistern MONTUS 03 064 00 99 Page 273 or
• Concealed WC cistern MONTUS 03 073 00 99 Page 273

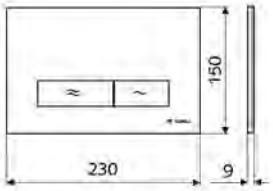

Product description	Article number

WC operating panel MONTUS KONKAV

Dual flush. Actuation from top or from front.

Technical data
• Material: Plastic, • Dimensions front plate: w 230 mm x h 150 mm x d 6.5 mm

Surface: Front panel Chrome, PU: 1, W: 0,40 kg/Piece	**03 122 06 99**
Surface: Front panel White, PU: 1, W: 0,39 kg/Piece	**03 122 15 99**
Surface: Front panel Matt chrome, PU: 1, W: 0,42 kg/Piece	**03 122 64 99**
NEW **Surface: Front panel Black, PU: 1, W: 0,39 kg/Piece**	**03 143 11 99**

In connection with
• WC module MONTUS 03 056 00 99 Page 266 or
• WC module MONTUS 03 057 00 99 Page 266 or
• WC module MONTUS Flow 03 038 00 99 Page 29, 267 or
• WC module MONTUS 03 062 00 99 Page 270 or
• WC module MONTUS 03 066 00 99 Page 270 or
• WC module MONTUS 03 060 00 99 Page 271 or
• WC module MONTUS 03 061 00 99 Page 271 or
• WC module MONTUS 03 058 00 99 Page 272 or
• WC module MONTUS 03 059 00 99 Page 272 or
• Concealed WC cistern MONTUS 03 064 00 99 Page 273 or
• Concealed WC cistern MONTUS 03 073 00 99 Page 273

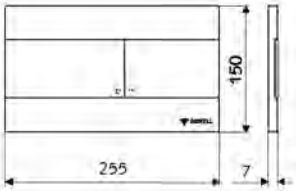

WC operating panel MONTUS PLACE

Dual flush. Actuation from front. With Braille marking.

Technical data
• Material: Plastic, Stainless steel
• Surface: Front panel Brushed stainless steel
• Dimensions front plate: w 255 mm x h 150 mm x d 7 mm

Surface: Front panel Brushed stainless steel PU: 1, W: 0,68 kg/Piece	**03 070 28 99**

In connection with
• WC module MONTUS 03 056 00 99 Page 266 or
• WC module MONTUS 03 057 00 99 Page 266 or
• WC module MONTUS Flow 03 038 00 99 Page 29, 267 or
• WC module MONTUS 03 062 00 99 Page 270 or
• WC module MONTUS 03 066 00 99 Page 270 or
• WC module MONTUS 03 061 00 99 Page 271 or
• WC module MONTUS 03 058 00 99 Page 272 or
• WC module MONTUS 03 059 00 99 Page 272 or
• Concealed WC cistern MONTUS 03 064 00 99 Page 273 or
• Concealed WC cistern MONTUS 03 073 00 99 Page 273

Note
• Important! Only for use with the listed WC module MONTUS types!

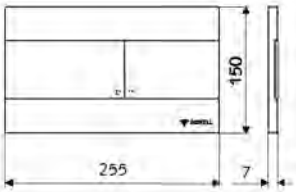

Discontinued item, available while stocks last.

WC operating panel MONTUS PLACE

For WC module, height 82 cm. Dual flush. Actuation from top or from front. With Braille marking.

Technical data
• Material: Plastic, Stainless steel
• Surface: Front panel Brushed stainless steel
• Dimensions front plate: w 255 mm x h 150 mm x d 7 mm

Surface: Front panel Brushed stainless steel PU: 1, W: 0,76 kg/Piece	**03 078 28 99**

In connection with
• WC module MONTUS 03 060 00 99 Page 271

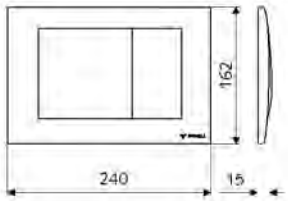

Product description	Article number

WC operating panel MONTUS FIELD

Dual flush. Actuation from top or from front. Vandal-resistant, zinc die-cast version.

Technical data
- Material: Front panel Die-cast zinc
- Dimensions front plate: w 240 mm x h 162 mm x d 15 mm

Surface: Front panel Chrome **PU: 1, W: 1,14 kg/Piece**	**03 126 06 99**
Surface: Front panel Matt chrome **PU: 1, W: 1,20 kg/Piece**	**03 126 64 99**

In connection with
- WC module MONTUS 03 056 00 99 Page 266 or
- WC module MONTUS 03 057 00 99 Page 266 or
- WC module MONTUS Flow 03 038 00 99 Page 29, 267 or
- WC module MONTUS 03 062 00 99 Page 270 or
- WC module MONTUS 03 066 00 99 Page 270 or
- WC module MONTUS 03 060 00 99 Page 271 or
- WC module MONTUS 03 061 00 99 Page 271 or
- WC module MONTUS 03 058 00 99 Page 272 or
- WC module MONTUS 03 059 00 99 Page 272 or
- Concealed WC cistern MONTUS 03 064 00 99 Page 273 or
- Concealed WC cistern MONTUS 03 073 00 99 Page 273

Electronic conversion kit MONTUS

For FIELD E and FIELD H WC operating panel. In combination with a MONTUS WC module with 8 cm concealed cistern.

Scope of delivery
- Lifting motor with mounting bracket
- DrainValve

PU: 1, W: 0,36 kg/Piece	**03 125 00 99**

Necessary associated articles
- WC operating panel MONTUS FIELD E 03 123 06 99 Page 265 or
- WC operating panel MONTUS FIELD H 03 124 06 99 Page 265

In connection with
- WC module MONTUS 03 062 00 99 Page 270 or
- WC module MONTUS 03 061 00 99 Page 271 or
- WC module MONTUS 03 059 00 99 Page 272 or
- Concealed WC cistern MONTUS 03 064 00 99 Page 273

Note
- Important! Only for use with the listed WC module MONTUS types!



Electronic conversion kit MONTUS

For FIELD E and FIELD H WC operating panel. In combination with a MONTUS WC module with 12 cm concealed cistern.

Scope of delivery
- Lifting motor with mounting bracket

PU: 1, W: 0,30 kg/Piece	**03 127 00 99**

Necessary associated articles
- WC operating panel MONTUS FIELD E 03 123 06 99 Page 265 or
- WC operating panel MONTUS FIELD H 03 124 06 99 Page 265

In connection with
- WC module MONTUS 03 056 00 99 Page 266 or
- WC module MONTUS 03 057 00 99 Page 266 or
- WC module MONTUS Flow 03 038 00 99 Page 29, 267 or
- WC module MONTUS 03 066 00 99 Page 270 or
- WC module MONTUS 03 058 00 99 Page 272 or
- Concealed WC cistern MONTUS 03 073 00 99 Page 273

Note
- Important! Only for use with the listed WC module MONTUS types!

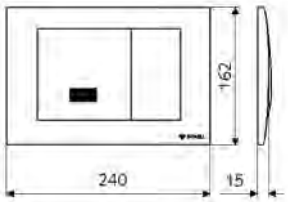

Product description	Article number

WC operating panel MONTUS FIELD E

Contact-free infrared sensor flushing facility with button for manual actuation. Dual flush. Actuation from front. Vandal-resistant, zinc die-cast version.

Scope of delivery
- Front panel with infrared sensor window and button for manual actuation
- Concealed transformer 12 VDC, 100-240 VAC, 50-60 Hz

Technical data
- Stagnation flush: Stagnation flush (24 hours after last flush)
- Material: Front panel Die-cast zinc
- Surface: Front panel Chrome
- Dimensions front plate: w 240 mm x h 162 mm x d 15 mm

Surface: Front panel Chrome
PU: 1, W: 1,44 kg/Piece **03 123 06 99**

Necessary associated articles

For MONTUS WC modules with concealed cisterns 8 cm
- Electronic conversion kit MONTUS 03 125 00 99 Page 264

For MONTUS WC modules with concealed cisterns 12 cm
- Electronic conversion kit MONTUS 03 127 00 99 Page 264

In connection with

MONTUS WC modules with concealed cisterns 8 cm
- WC module MONTUS 03 062 00 99 Page 270 or
- WC module MONTUS 03 061 00 99 Page 271 or
- WC module MONTUS 03 059 00 99 Page 272 or
- Concealed WC cistern MONTUS 03 064 00 99 Page 273

MONTUS WC modules with concealed cisterns 12 cm
- WC module MONTUS 03 056 00 99 Page 266 or
- WC module MONTUS 03 057 00 99 Page 266 or
- WC module MONTUS Flow 03 038 00 99 Page 29, 267 or
- WC module MONTUS 03 066 00 99 Page 270 or
- WC module MONTUS 03 058 00 99 Page 272 or
- Concealed WC cistern MONTUS 03 073 00 99 Page 273

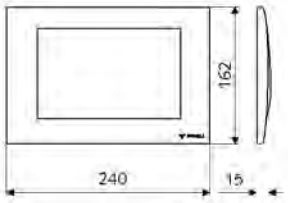

WC operating panel MONTUS FIELD H

Single flush. Barrier-free. Vandal-resistant, zinc die-cast version. Triggering from front via operating panel. Triggering via operating button on support handle or possible via external switch.

Scope of delivery
- Front panel
- Electronic module for lifting motor
- Concealed transformer 12 VDC, 100-240 VAC, 50-60 Hz
- Installation tool
- Connection cable

Technical data
- Material: Front panel Die-cast zinc
- Surface: Front panel Chrome
- Dimensions front plate: w 240 mm x h 162 mm x d 15 mm

Surface: Front panel Chrome
PU: 1, W: 1,51 kg/Piece **03 124 06 99**

Necessary associated articles

For MONTUS WC modules with concealed cisterns 8 cm
- Electronic conversion kit MONTUS 03 125 00 99 Page 264

For MONTUS WC modules with concealed cisterns 12 cm
- Electronic conversion kit MONTUS 03 127 00 99 Page 264

In connection with

MONTUS WC modules with concealed cisterns 8 cm
- WC module MONTUS 03 062 00 99 Page 270 or
- WC module MONTUS 03 061 00 99 Page 271 or
- WC module MONTUS 03 059 00 99 Page 272 or
- Concealed WC cistern MONTUS 03 064 00 99 Page 273

For MONTUS WC modules with concealed cisterns 12 cm
- WC module MONTUS 03 056 00 99 Page 266 or
- WC module MONTUS 03 057 00 99 Page 266 or
- WC module MONTUS Flow 03 038 00 99 Page 29, 267 or
- WC module MONTUS 03 066 00 99 Page 270 or
- WC module MONTUS 03 058 00 99 Page 272 or
- Concealed WC cistern MONTUS 03 073 00 99 Page 273

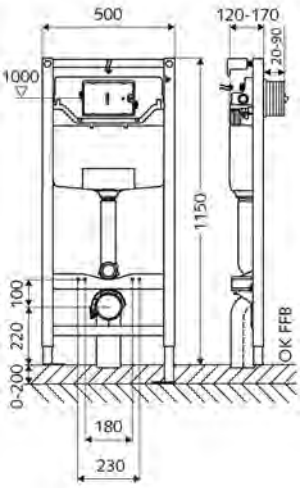

BELGAQUA

Product description	Article number	

WC module MONTUS

Type C 120

WC module, height 115 cm with concealed cistern 12 cm. For stud wall or pre-wall mounting or exposed installation. For wall-mounted WC with 180 or 230 mm fastening dimension. Self-supporting, powder-coated steel profiled frame with height-adjustable feet. Saves water with dual flush and delayed filling process (saves about 0.5 l/flush). Flush triggering electronic or mechanical.

Scope of delivery

- WC module
  - WC concealed cistern 12 cm, actuation from front
  - Angle valve with regulating function, G 1/2 AG, noise class I
  - Flush pipe Ø 45mm, with construction plug
  - Height-adjustable mounting feet 0-20 cm
- Reducer Ø 90/110 mm
- WC connection set (supply Ø 45 mm, drain Ø 90/110 mm)
- Fastening material for WC installation (fastening bolts M 12 x 200 mm, protection hoses, plastic collar bushings, nuts, flat washers, cover caps)
- Fastening material for mounting feet

Technical data

- Dual flush: Eco flush volume 3 l, Main flush volume 4/5/6/7 l adjustable (6 l factory setting)
- Load capacity: max. 400 kg (when using Wall bracket set MONTUS)
- Material: Frame Steel
- Surface: Frame Powder coat finish
- Dimensions: w 50 cm x h 115 cm
- Waste water connection: Ø 90 /110 mm
- Flush pipe connection: Ø 45 mm
- Water connection: DN 15 R 1/2 AG (rear centre)
- Waste water outlet: Ø 90/110 mm
- Certificates: Belgaqua, NF

With PP drain elbow Ø 90/90 mm, with construction plug **PU: 1, W: 12,72 kg/Piece**	**03 056 00 99**
With PE drain elbow Ø 90/90 mm, with construction plug, WC sound-insulation mat and Wall bracket set MONTUS (120-170 mm) **PU: 1, W: 13,04 kg/Piece**	**03 057 00 99**

Necessary associated articles

Only together with 03 056 00 99
- WC sound-insulation mat 03 001 00 99 Page 281

For exposed installation only together with 03 056 00 99
- Wall bracket set MONTUS (120 - 170 mm) 03 071 00 99 Page 280 or
- Wall bracket set MONTUS (150 - 210 mm) 03 077 00 99 Page 280

For electronic actuation
- MONTUS electronic conversion kit 03 127 00 99 Page 264

Mechanical and electronic WC operating panels - see overview on page 256 - 257

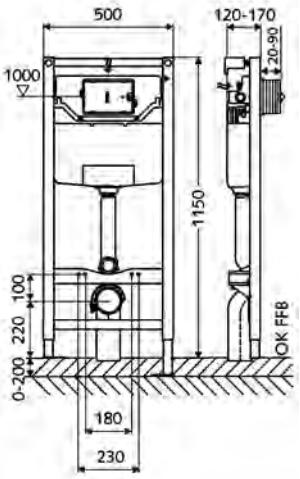

SSC

SWS

NEW

Product description	Article number

WC module MONTUS Flow

Type C 120

WC module, height 115 cm with concealed cistern 12 cm. For stud wall or pre-wall mounting or exposed installation. Suitable for networking with the SCHELL SWS water management system. Configurable via SCHELL Single Control SSC. Integrated flush valve with drain via flush pipe for scheduled stagnation flushes. For wall-mounted WC with 180 or 230 mm fastening dimension. Self-supporting, powder-coated steel profiled frame with height-adjustable feet. Saves water with dual flush and delayed filling process (saves about 0.5 l/flush). Flush triggering electronic or mechanical.

Scope of delivery
- WC module
  - WC concealed cistern 12 cm, actuation from front
  - Angle valve with regulating function, G 1/2 AG, noise class I
  - Flush pipe Ø 45 mm, with construction plug
  - Height-adjustable mounting feet 0-20 cm
- Reducer Ø 90/110 mm
- WC connection set (supply Ø 45 mm, drain Ø 90/110 mm)
- Conduit 5 m, • 5 m extension cable
- Fastening material for WC installation (fastening bolts M 12 x 200 mm, protection hoses, plastic collar bushings, nuts, flat washers, cover caps)
- Fastening material for mounting feet

Technical data
- Material: Angle valve Brass, conform to German drinking water regulations; Frame Steel
- Dual flush: Eco flush volume 3 l, Main flush volume 4/5/6/7 l adjustable (6 l factory setting)
- Load capacity: max. 400 kg (when using Wall bracket set MONTUS)
- Surface: Frame Powder coat finish
- Dimensions: w 50 cm x h 115 cm
- Waste water connection: Ø 90 /110 mm, • Flush pipe connection: Ø 45 mm
- Water connection: DN 15 R 1/2 AG (rear centre), • Waste water outlet: Ø 90/110 mm

PU: 1, W: 13,04 kg/Piece **03 038 00 99**

Necessary associated articles

For exposed installation
- Wall bracket set MONTUS (120 - 170 mm) 03 071 00 99 Page 280 or
- Wall bracket set MONTUS (150 - 210 mm) 03 077 00 99 Page 280

For electronic actuation
- MONTUS electronic conversion kit 03 127 00 99 Page 264

For networking with SWS water management system
- SWS Server 00 500 00 99 Page 18
- SWS Bus mains adapter 00 505 00 99 Page 19
- SWS Bus Extender cable BE-K Flow 00 563 00 99 Page 30, 268 and/or
- SWS Bus Extender wireless BE-F Flow 00 564 00 99 Page 30, 268

For operation with Single Control SSC
- SSC Bluetooth® module Flow 00 929 00 99 Page 136, 148, 180, 210, 234

For operation with Single Control SSC and electrical junction box
- Top-hat rail transformer 9 VDC, 100 - 240 VAC, 50 - 60 Hz 01 582 00 99 Page 137, 148, 180, 211, 234

For operation with Single Control SSC and concealed junction box
- concealed power supply unit MONTUS Flow / EDITION E 00 904 00 99 Page 492

For operation with SWS BE-F wireless bus extender or Single Control SSC
- Electrical junction box 9 VDC, 100 - 240 VAC, 50 - 60 Hz 01 583 00 99 Page 137

Mechanical and electronic WC operating panels - see overview on page 256 - 257

Recommended associated articles
- Concealed junction box MONTUS FLOW 77 752 00 99 Page 31, 269
- SWS Temperature sensor PT 1000 00 562 00 99 Page 31, 269



SSC

NEW

SSC Bluetooth® module Flow

Flow concealed cistern. Access via SSC Bluetooth® app (can be downloaded from App Store, Play Store) and mobile Android or iOS devices. The module enables stagnation flushes according to days of the week and time. The last 64 stagnation flushes are stored and can be accessed via the app. This data can also be sent/exported via email as a CSV file if required. Access to the SSC Bluetooth® module is protected by an access code that can be changed individually.

Scope of delivery
- SSC Bluetooth® module, - Integrated rechargeable battery for date/time reserve power

Technical data
- Wireless standard: Bluetooth® SMART
- Frequency band: 2,4 GHz, • Max. Range: 10 m (depending on installation site and building materials)

PU: 1 **00 929 00 99**

Necessary associated articles
- Top-hat rail transformer 9 VDC 01 582 00 99 Page 136, 148, 180, 210, 234
- Concealed transformer EDITION E 00 904 00 99 Page 492
- Transformer plug 9 VDC 01 316 00 99 Page 21

Recommended associated articles
- Concealed junction box MONTUS FLOW 77 752 00 99 Page 269

In connection with
- WC module MONTUS Flow 03 038 00 99 Page 29, 267

Note
- Deliverable in III. Quarter 2022.

NEW

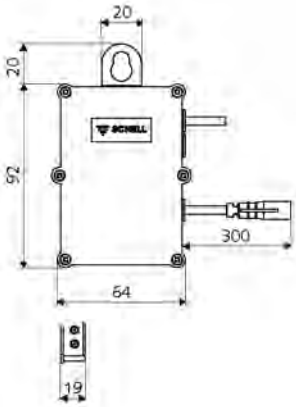

Product description	Article number

SWS Bus Extender cable BE-K Flow

Module for networking a solenoid valve for stagnation flush with the SWS server, wired. Transmits data between the solenoid valve and the SWS server.

Scope of delivery
- Bus-Extender wired BE-K Flow
  - Connection cable

PU: 1, W: 0,16 kg/Piece	**00 563 00 99**

Necessary associated articles
- SWS Server 00 500 00 99 Page 18
- SWS Bus mains adapter 00 505 00 99 Page 19
- WC module MONTUS Flow 03 038 00 99 Page 29, 267

Recommended associated articles
- SWS Temperature sensor PT 1000 00 562 00 99 Page 31, 269
- Concealed junction box MONTUS FLOW 77 752 00 99 Page 269

Installation Note
- The max. cable length between the SWS server and the SWS Bus extender cable BE-K is 350 m. The sum of all cable lengths between the SWS server and the SWS Bus extender cable BE-K must not exceed 1,000 m.

Note
- For exact temperature recording, we recommend the use of the corresponding SWS temperature sensors.

NEW

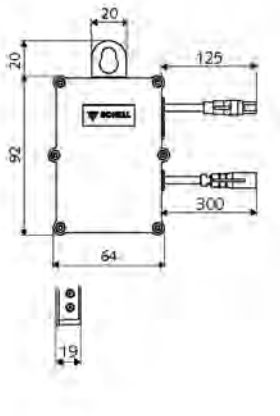

SWS Bus Extender wireless BE-F Flow

Module for networking a solenoid valve for stagnation flush with the SWS server, wireless. Transmits data between the solenoid valve and the SWS server.

Scope of delivery
- Bus-Extender wireless BE-F Flow
  - Connection cable

PU: 1	**00 564 00 99**

Necessary associated articles
- SWS Server 00 500 00 99 Page 18
- SWS Bus mains adapter 00 505 00 99 Page 19
- WC module MONTUS Flow 03 038 00 99 Page 29, 267

Recommended associated articles
- SWS Wireless manager FM 00 503 00 99 Page 20
- SWS Temperature sensor PT 1000 00 562 00 99 Page 31, 269
- Concealed junction box MONTUS FLOW 77 752 00 99 Page 269

Note
- For exact temperature recording, we recommend the use of the corresponding SWS temperature sensors.

NEW

Product description	Article number

Concealed junction box MONTUS FLOW

For mounting the SWS Bus Extender or SSC Bluetooth modules.

Scope of delivery
- Concealed junction box
  - Cover, 4-way locked
  - Seal for waterproofing on tile or wall

Technical data
- Protection class: IP 55

PU: 1, W: 0,51 kg/Piece **77 752 00 99**

Recommended associated articles

For use with water management system SWS
- SWS Bus Extender cable BE-K Flow 00 563 00 99 Page 30, 268 and/or
- SWS Bus Extender wireless BE-F Flow 00 564 00 99 Page 30, 268 and/or
- SWS BE-K wired bus extender 00 501 00 99 Page 20 and/or
- SWS BE-F wireless bus extender 00 502 00 99 Page 20

For operation with Single Control SSC
- SSC Bluetooth® module Flow 00 929 00 99 Page 267

In connection with
- WC module MONTUS Flow 03 038 00 99 Page 29, 267

NEW

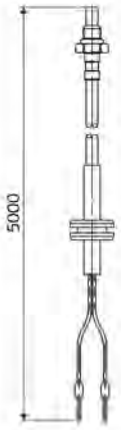

SWS Temperature sensor PT 1000
For WC module MONTUS Flow.

Temperature sensor for use in the SWS water management system. For recording the outlet temperature in the MONTUS Flow WC module. Connection to SWS bus extender wired BE-K Flow or SWS bus extender wireless BE-F Flow.

Scope of delivery
- PT1000 temperature sensor with cable
- Connection plug with O-ring seal

Technical data
- Cable: 2 x 0.14 mm², 5,000 mm long

PU: 1, W: 0,73 kg/Piece **00 562 00 99**

Necessary associated articles
- SWS Bus Extender cable BE-K Flow 00 563 00 99 Page 30, 268 or
- SWS Bus Extender wireless BE-F Flow 00 564 00 99 Page 30, 268

In connection with
- WC module MONTUS Flow 03 038 00 99 Page 29, 267

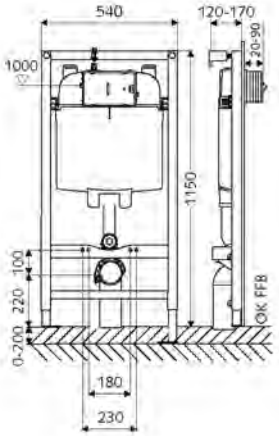

BELGAQUA

Discontinued item, available while stocks last.

Product description	Article number

WC module MONTUS
Type C 80

WC module, height 115 cm with concealed cistern 8 cm. For stud wall or pre-wall mounting or exposed installation. For wall-mounted WC with 180 or 230 mm fastening dimension. Self-supporting, powder-coated steel profiled frame with height-adjustable feet. Saves water with dual flush and delayed filling process (saves about 0.5 l/flush). Flush triggering electronic or mechanical.

Scope of delivery
- WC module
  - WC concealed cistern 8 cm, actuation from front
  - Angle valve with regulating function, G 1/2 AG, noise class I
  - Flush pipe Ø 45mm, with construction plug
  - Height-adjustable mounting feet 0-20 cm
- Reducer Ø 90/110 mm
- WC connection set (supply Ø 45 mm, drain Ø 90/110 mm)
- PP drain elbow Ø 90/90 mm, with construction plug
- Fastening material for WC installation (fastening bolts M 12 x 200 mm, protection hoses, plastic collar bushings, nuts, flat washers, cover caps)
- Fastening material for mounting feet

Technical data
- Dual flush: Eco flush volume 3 l, Main flush volume 6/7 l adjustable (6 l factory setting)
- Load capacity: max. 400 kg (when using Wall bracket set MONTUS)
- Material: Frame Steel
- Surface: Frame Powder coat finish
- Dimensions: w 54 cm x h 115 cm
- Waste water connection: Ø 90 /110 mm
- Flush pipe connection: Ø 45 mm
- Water connection: DN 15 R 1/2 AG (top)
- Waste water outlet: Ø 90/110 mm
- Certificates: Belgaqua

PU: 1, W: 14,00 kg/Piece **03 062 00 99**

Necessary associated articles
- WC sound-insulation mat 03 001 00 99 Page 281

For exposed installation
- Wall bracket set MONTUS (120 - 170 mm) 03 071 00 99 Page 280 or
- Wall bracket set MONTUS (150 - 210 mm) 03 077 00 99 Page 280

For electronic actuation
- MONTUS electronic conversion kit 03 125 00 99 Page 264

Mechanical and electronic WC operating panels - see overview on page 256 - 257

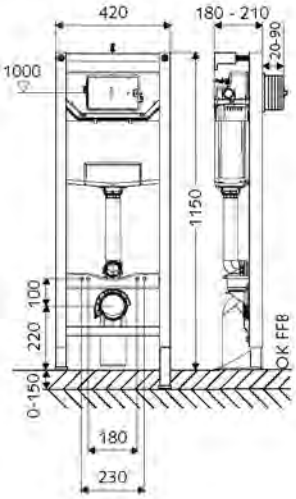

BELGAQUA

NF

WC module MONTUS
Type CS 120

WC module, height 115 cm with concealed cistern 12 cm. For barrier-free WCs. For stud wall or pre-wall mounting or exposed installation. For wall-mounted WC with 180 or 230 mm fastening dimension. Self-supporting, powder-coated steel profiled frame with height-adjustable feet. Saves water with dual flush and delayed filling process (saves about 0.5 l/flush). Flush triggering electronic or mechanical.

Scope of delivery
- WC module
  - WC concealed cistern 12 cm, actuation from front
  - Angle valve with regulating function, G 1/2 AG, noise class I
  - Flush pipe Ø 45mm, with construction plug
  - Height-adjustable special feet 0-15 cm, self-supporting
- Reducer Ø 90/110 mm
- WC connection set (supply Ø 45 mm, drain Ø 90/110 mm)
- PVC drain elbow Ø 90/90 mm, with construction plug
- Fastening material for WC installation (fastening bolts M 12 x 200 mm, protection hoses, plastic collar bushings, nuts, flat washers, cover caps)
- Fastening material for mounting feet, • Wall bracket set MONTUS (150-210 mm)

Technical data
- Dual flush: Eco flush volume 3 l, Main flush volume 4/5/6/7 l adjustable (6 l factory setting)
- Load capacity: max. 400 kg (when using Wall bracket set MONTUS)
- Material: Frame Steel
- Surface: Frame Powder coat finish
- Dimensions: w 42 cm x h 115 cm
- Waste water connection: Ø 90 /110 mm
- Flush pipe connection: Ø 45 mm
- Water connection: DN 15 R 1/2 AG (rear), • Waste water outlet: Ø 90/110 mm
- Certificates: Belgaqua, NF

PU: 1, W: 17,44 kg/Piece **03 066 00 99**

Necessary associated articles
- WC sound-insulation mat 03 001 00 99 Page 281

For Germany
- PE wall WC drain elbow Ø 90/90 mm 29 698 00 99 Page 280
- PE reducer DN 90/110 mm 29 699 00 99 Page 281

For electronic actuation
- MONTUS electronic conversion kit 03 127 00 99 Page 264

Mechanical and electronic WC operating panels - see overview on page 256 - 257

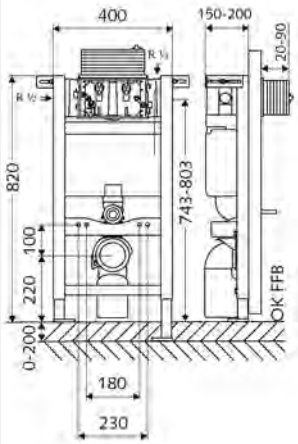

Product description	Article number

WC module MONTUS

Type 820 C, actuation from top or front.

WC module, height 82 cm with concealed cistern 15 cm. For stud wall or pre-wall mounting or exposed installation. For wall-mounted WC with 180 or 230 mm fastening dimension. Self-supporting, powder-coated steel profiled frame with height-adjustable feet. Saves water with dual flush and delayed filling process (saves about 0.5 l/flush).

Scope of delivery
- WC module
  - WC concealed cistern 15 cm, actuation from top or front
  - Angle valve with regulating function, G 1/2 AG, noise class I
  - Flush pipe Ø 45 mm, with construction plug
  - Height-adjustable mounting feet 0-20 cm
- Reducer Ø 90/110 mm
- WC connection set (supply Ø 45 mm, drain Ø 90/110 mm)
- PP drain elbow Ø 90/90 mm, with construction plug
- Fastening material for WC installation (fastening bolts M 12 x 200 mm, protection hoses, plastic collar bushings, nuts, flat washers, cover caps)
- Fastening material for mounting feet

Technical data
- Dual flush: Eco flush volume 3 l, Main flush volume 4/5/6/7 l adjustable (6 l factory setting)
- Load capacity: max. 400 kg
- Material: Frame Steel
- Surface: Frame Powder coat finish
- Dimensions: w 40 cm x h 82 cm
- Waste water connection: Ø 90 /110 mm
- Flush pipe connection: Ø 45 mm
- Water connection: DN 15 R 1/2 AG (rear, top, sides)
- Waste water outlet: Ø 90/110 mm
- Certificates: Belgaqua, NF

PU: 1, W: 11,60 kg/Piece **03 060 00 99**

Necessary associated articles
- WC sound-insulation mat 03 001 00 99 Page 281

Mechanical WC operating panels - see overview on page 256

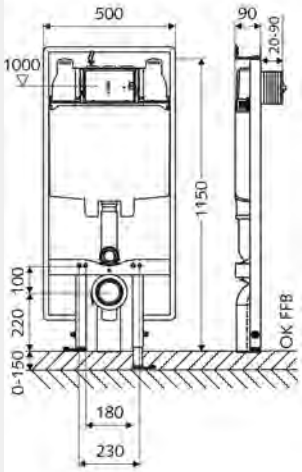

WC module MONTUS

Type C 90

WC module, height 111 cm with concealed cistern 8 cm. For flat stud partition/exposed installation. For wall-mounted WC with 180 or 230 mm fastening dimension. Self-supporting, powder-coated steel profiled frame with height-adjustable feet. Saves water with dual flush and delayed filling process (saves about 0.5 l/flush).

Scope of delivery
- WC module
  - WC concealed cistern 8 cm, actuation from front
  - Angle valve with regulating function, G 1/2 AG, noise class I
  - Flush pipe Ø 45 mm, with construction plug
  - Height-adjustable mounting feet 0-15 cm
- Reducer Ø 90/110 mm
- WC connection set (supply Ø 45 mm, drain Ø 90/110 mm)
- PP drain elbow Ø 90/90 mm, with construction plug
- Fastening material for WC installation (fastening bolts M 12 x 200 mm, protection hoses, plastic collar bushings, nuts, flat washers, cover caps)
- Fastening material for mounting feet

Technical data
- Dual flush: Eco flush volume 3 l, Main flush volume 6/7 l adjustable (6 l factory setting)
- Material: Frame Steel
- Surface: Frame Powder coat finish
- Dimensions: w 50 cm x h 111 cm
- Waste water connection: Ø 90 /110 mm
- Flush pipe connection: Ø 45 mm
- Water connection: DN 15 R 1/2 AG (top)
- Waste water outlet: Ø 90/110 mm
- Certificates: Belgaqua

PU: 1, W: 13,52 kg/Piece **03 061 00 99**

Necessary associated articles
- WC sound-insulation mat 03 001 00 99 Page 281

For electronic actuation
- MONTUS electronic conversion kit 03 125 00 99 Page 264

Mechanical and electronic WC operating panels - see overview on page 256 - 257

Note
- When using support or support folding handles for barrier-free WCs, combine with MONTUS type CS 120 WC module (width: 42 cm).

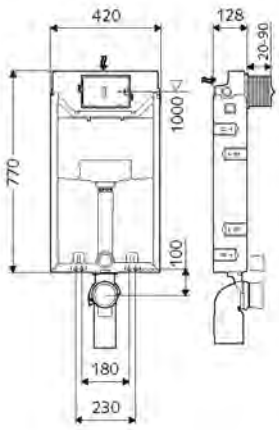

Product description	Article number

WC module MONTUS
Type C-N 120

WC module with concealed cistern 12 cm. For expansion, installation and conversion work in masonry. For wall-mounted WC with 180 or 230 mm fastening dimension. U-shaped, non-self-supporting, galvanised steel frame. Saves water with dual flush and delayed filling process (saves about 0.5 l/flush).

Scope of delivery
- WC module
  - WC concealed cistern 12 cm, actuation from front
  - Angle valve with regulating function, G 1/2 AG, noise class I
  - Flush pipe Ø 45 mm, with construction plug
- Reducer Ø 90/110 mm
- WC connection set (supply Ø 45 mm, drain Ø 90/110 mm)
- PP drain elbow Ø 90/90 mm, with construction plug
- Fastening material for WC installation (fastening bolts M 12 x 200 mm, protection hoses, plastic collar bushings, nuts, flat washers, cover caps)
- Plaster base mat
- Fastening material for wall installation

Technical data
- Dual flush: Eco flush volume 3 l, Main flush volume 4/5/6/7 l adjustable (6 l factory setting)
- Material: Frame Steel
- Surface: Frame Galvanised
- Dimensions: w 42 cm x h 77 cm
- Waste water connection: Ø 90 /110 mm
- Flush pipe connection: Ø 45 mm
- Water connection: DN 15 R 1/2 AG (rear centre)
- Waste water outlet: Ø 90/110 mm
- Certificates: Belgaqua, NF

BELGAQUA

NF

PU: 1, W: 8,64 kg/Piece **03 058 00 99**

Necessary associated articles
- WC sound-insulation mat 03 001 00 99 Page 281

For electronic actuation
- MONTUS electronic conversion kit 03 127 00 99 Page 264

Mechanical and electronic WC operating panels - see overview on page 256 - 257

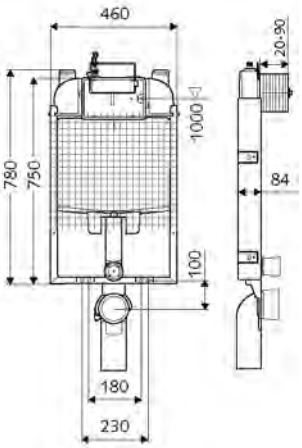

WC module MONTUS
Type C-N 80

WC module with concealed cistern 8 cm. For expansion, installation and conversion work in masonry. For wall-mounted WC with 180 or 230 mm fastening dimension. U-shaped, non-self-supporting, galvanised steel frame. Saves water with dual flush and delayed filling process (saves about 0.5 l/flush).

Scope of delivery
- WC module
  - WC concealed cistern 8 cm, actuation from front
  - Angle valve with regulating function, G 1/2 AG, noise class I
  - Flush pipe Ø 45 mm, with construction plug
- Reducer Ø 90/110 mm
- WC connection set (supply Ø 45 mm, drain Ø 90/110 mm)
- PP drain elbow Ø 90/90 mm, with construction plug
- Fastening material for WC installation (fastening bolts M 12 x 200 mm, protection hoses, plastic collar bushings, nuts, flat washers, cover caps)
- Plaster base mat
- Fastening material for wall installation

Technical data
- Dual flush: Eco flush volume 3 l, Main flush volume 6/7 l adjustable (6 l factory setting)
- Material: Frame Steel
- Surface: Frame Galvanised
- Dimensions: w 46 cm x h 78 cm
- Waste water connection: Ø 90 /110 mm
- Flush pipe connection: Ø 45 mm
- Water connection: DN 15 R 1/2 AG (top)
- Certificates: Belgaqua

BELGAQUA

PU: 1, W: 7,36 kg/Piece **03 059 00 99**

Necessary associated articles
- WC sound-insulation mat 03 001 00 99 Page 281

For electronic actuation
- MONTUS electronic conversion kit 03 125 00 99 Page 264

Mechanical and electronic WC operating panels - see overview on page 256 - 257

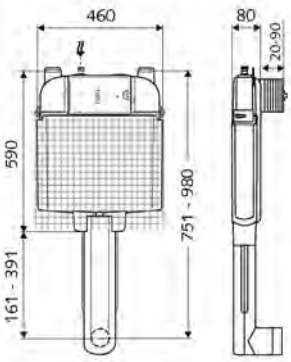

Product description	Article number

Concealed WC cistern MONTUS
Type C 80 n

WC module with concealed cistern 8 cm without frame. For expansion, installation and conversion work in masonry. Saves water with dual flush and delayed filling process (saves about 0.5 l/flush).

Scope of delivery
- Concealed WC cistern 8 cm, actuation from front
  - Angle valve with regulating function, G 1/2 AG, noise class I
  - Flush pipe Ø 45 mm, with construction plug
- Plaster base mat

Technical data
- Dual flush: Eco flush volume 3 l, Main flush volume 6/7 l adjustable (6 l factory setting)
- Dimensions: w 47.4 cm x h 60 cm
- Flush pipe connection: Ø 45 mm
- Water connection: DN 15 R 1/2 AG (top)
- Certificates: Belgaqua

PU: 1, W: 3,70 kg/Piece **03 064 00 99**

Necessary associated articles
- WC sound-insulation mat 03 001 00 99 Page 281

For electronic actuation
- MONTUS electronic conversion kit 03 125 00 99 Page 264

Mechanical and electronic WC operating panels - see overview on page 256 - 257

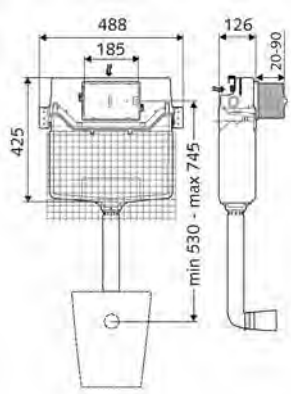

Concealed WC cistern MONTUS
Type C 120 n

WC module with concealed cistern 12 cm without frame. For expansion, installation and conversion work in masonry. Saves water with dual flush and delayed filling process (saves about 0.5 l/flush).

Scope of delivery
- Concealed WC cistern 12 cm, actuation from front
  - Angle valve with regulating function, G 1/2 AG, noise class I
  - Flush pipe Ø 45 mm, with construction plug
- Plaster base mat

Technical data
- Dual flush: Eco flush volume 3 l, Main flush volume 4/5/6/7 l adjustable (6 l factory setting)
- Dimensions: w 48.8 cm x h 42.5 cm
- Flush pipe connection: Ø 45 mm
- Water connection: DN 15 R 1/2 AG (top)
- Certificates: Belgaqua, NF

PU: 1, W: 3,76 kg/Piece **03 073 00 99**

Necessary associated articles
- WC sound-insulation mat 03 001 00 99 Page 281

For electronic actuation
- MONTUS electronic conversion kit 03 127 00 99 Page 264

Mechanical and electronic WC operating panels - see overview on page 256 - 257

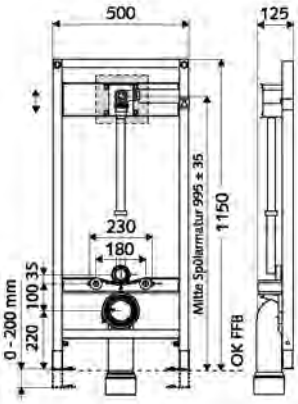

BELGAQUA

DIN DVGW CERT

Product description	Article number

WC module MONTUS

Type COMPACT II

WC module, height 115 cm with concealed COMPACT II flush valve. For stud wall or pre-wall mounting or exposed installation. For wall-mounted WC with 180 or 230 mm fastening dimension. Self-supporting, powder-coated steel profiled frame with height-adjustable feet and cross bars. Flush triggering electronic or mechanical.

Scope of delivery
- WC module
  - Pipe interrupter (DIN EN 12541)
  - Cross bar with concealed COMPACT II flush valve, with isolating valve and flush-mounted cap, height-adjustable
  - Height-adjustable flush pipe Ø 45 mm, with construction plug
  - Height-adjustable mounting feet 0-20 cm
- Reducer Ø 90/110 mm
- WC connection set (supply Ø 45 mm, drain Ø 90/110 mm)
- PP drain elbow Ø 90/90 mm, with construction plug
- Fastening material for WC installation (fastening bolts M 12 x 200 mm, protection hoses, plastic collar bushings, nuts, flat washers, cover caps)
- Fastening material for mounting feet

Technical data
- Flow pressure: 1.2 - 5.0 bar, • Max. Resting pressure: 8 bar, • Flush flow: 1.0 - 1.3 l/s
- Load capacity: max. 400 kg (when using Wall bracket set MONTUS)
- Material: Frame Steel; Waterpath Dezincification-resistant brass, conform to German drinking water regulations, • Surface: Frame Powder coat finish
- Dimensions: w 50 cm x h 115 cm
- Waste water connection: Ø 90 /110 mm, • Flush pipe connection: Ø 45 mm
- Water connection: DN 20 G 3/4 AG (right), • Waste water outlet: Ø 90/110 mm
- Certificates: Belgaqua

PU: 1, W: 12,30 kg/Piece **03 076 00 99**

Necessary associated articles

For exposed installation
- Wall bracket set MONTUS (120 - 170 mm) 03 071 00 99 Page 280 or
- Wall bracket set MONTUS (150 - 210 mm) 03 077 00 99 Page 280

WC controls and WC operating panels - see overview on page 206

Installation Note
- For electronic triggering, provide power supply in accordance with the respective WC control.
- When used with the SCHELL SWS water management system, use a standard bus cable H(St) H2x2x0.8 (provided on site) for the SWS BE-K wired bus extender as required.
- Always use original SCHELL mains adapters and connection cables.
- Required supply line DN 25

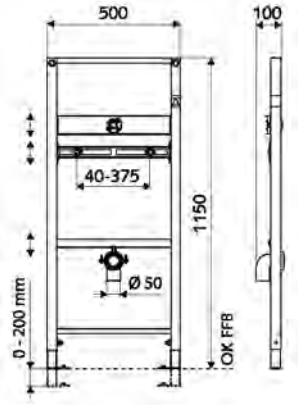

Urinal module MONTUS

Urinal module, height 115 cm. For stud wall or pre-wall mounting or exposed installation. Self-supporting, powder-coated steel profiled frame with height-adjustable feet and cross bars. Prepared for the connection of exposed urinal flush valves.

Scope of delivery
- Urinal module
  - Cross bar for urinal attachment 40-375 mm, height-adjustable
  - Cross bar with noise-insulated fitting connection, with construction plug, height-adjustable
  - Cross bar with drain elbow and construction plug, height-adjustable
  - Height-adjustable mounting feet 0-20 cm
- Fastening material for mounting feet
- Fastening material for urinal installation (fastening bolts M 8 x 100 mm, protection hose, plastic collar bushings, nuts, flat washers, cover caps)

Technical data
- Material: Frame Steel
- Surface: Frame Powder coat finish
- Dimensions: w 50 cm x h 115 cm
- Waste water connection: Ø 50 mm
- Water connection: DN 15 G 1/2 AG (bottom)
- Waste water outlet: Ø 50 mm
- Water outlet: DN 15 G 1/2 IG

PU: 1, W: 9,74 kg/Piece **03 090 00 99**

Necessary associated articles

For exposed installation
- Wall bracket set MONTUS (120 - 170 mm) 03 071 00 99 Page 280 or
- Wall bracket set MONTUS (150 - 210 mm) 03 077 00 99 Page 280

Exposed urinal flush valves - see overview on page 246 - 247

Product description	Article number

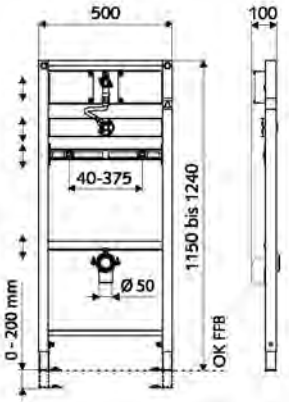

Urinal module MONTUS
Type COMPACT II

Urinal module, height 115 cm with concealed COMPACT II flush valve. For stud wall or pre-wall mounting or exposed installation. Self-supporting, powder-coated steel profiled frame with height-adjustable feet and cross bars. Flush triggering electronic or mechanical.

Scope of delivery
- Urinal module
  - Cross bar with drain elbow and construction plug, height-adjustable
  - Cross bar with concealed COMPACT II flush valve, with isolating valve and flush-mounted cap, height-adjustable
  - Cross bar for urinal attachment 40-375 mm, height-adjustable
  - Cross bar with noise-insulated urinal connection, with construction plug, height-adjustable
  - Flexible hose
  - Height-adjustable mounting feet 0-20 cm
- Fastening material for mounting feet
- Fastening material for urinal installation (fastening bolts M 8 x 100 mm, protection hose, plastic collar bushings, nuts, flat washers, cover caps)

Technical data
- Flow pressure: 0.8 - 5.0 bar, • Flush flow: 0.3 l/s
- Material: Frame Steel; Waterpath Dezincification-resistant brass, conform to German drinking water regulations
- Surface: Frame Powder coat finish
- Dimensions: w 50 cm x h 124 cm
- Waste water connection: Ø 50 mm, • Water connection: DN 15 G 1/2 AG (top)
- Waste water outlet: Ø 50 mm, • Water outlet: DN 15 G 1/2 IG

PU: 1, W: 11,54 kg/Piece **03 075 00 99**

Necessary associated articles
- Urinal inlet connection DN 15 03 105 00 99 Page 237

For exposed installation
- Wall bracket set MONTUS (120 - 170 mm) 03 071 00 99 Page 280 or
- Wall bracket set MONTUS (150 - 210 mm) 03 077 00 99 Page 280

Urinal controls and urinal operating panels - see overview on page 230

Installation Note
- For electronic triggering, provide power supply in accordance with the respective urinal control.
- When used with the SCHELL SWS water management system, use a standard bus cable H(St)H2x2x0.8 (provided on site) for the SWS BE-K wired bus extender as required.
- Always use original SCHELL mains adapters and connection cables.

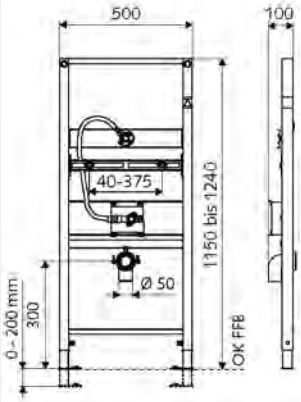

Urinal module MONTUS
Type COMPACT II LC

Urinal module, height 115 cm with concealed COMPACT II flush valve. For stud wall or pre-wall mounting or exposed installation. Self-supporting, powder-coated steel profiled frame with height-adjustable feet and cross bars. Flush triggering via COMPACT LC urinal control.

Scope of delivery
- Urinal module
  - Cross bar with concealed COMPACT II flush valve, with isolating valve and flush-mounted cap, height-adjustable, intended for COMPACT LC urinal control
  - Cross bar with drain elbow and construction plug, height-adjustable
  - Cross bar for urinal attachment 40-375 mm, height-adjustable
  - Cross bar with noise-insulated urinal connection, with construction plug, height-adjustable
  - Flexible hose
  - Height-adjustable mounting feet 0-20 cm
- Fastening material for urinal installation (fastening bolts M 8 x 100 mm, protection hose, plastic collar bushings, nuts, flat washers, cover caps)
- Fastening material for mounting feet

Technical data
- Flow pressure: 0.8 - 5.0 bar
- Flush flow: 0.3 l/s
- Material: Frame Steel; Waterpath Dezincification-resistant brass, conform to German drinking water regulations
- Surface: Frame Powder coat finish
- Dimensions: w 50 cm x h 124 cm
- Waste water connection: Ø 50 mm
- Water connection: DN 15 G 1/2 AG (right)
- Waste water outlet: Ø 50 mm
- Water outlet: DN 15 G 1/2 IG

PU: 1, W: 12,00 kg/Piece **03 089 00 99**

Necessary associated articles
- Urinal inlet connection DN 15 03 105 00 99 Page 237

For exposed installation
- Wall bracket set MONTUS (120 - 170 mm) 03 071 00 99 Page 280 or
- Wall bracket set MONTUS (150 - 210 mm) 03 077 00 99 Page 280

Urinal controls
- Urinal control COMPACT LC 01 196 00 99 Page 241 or
- Urinal control COMPACT LC 01 197 00 99 Page 241

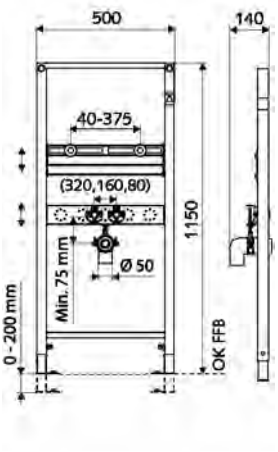

Product description	Article number

Wash basin module MONTUS

Wash basin mounting module, height 115 cm. For stud wall or pre-wall mounting or exposed installation. Self-supporting, powder-coated steel profiled frame with height-adjustable feet and cross bars.

Scope of delivery
- Wash basin mounting module
  - Cross bar for wash basin attachment 40-375 mm, height-adjustable
  - Cross bar with noise-insulated angle valve connections 80/160/320 mm, siphon elbow, siphon rubber and construction plug, height-adjustable
  - Height-adjustable mounting feet 0-20 cm
- Fastening material for wash basin installation (fastening bolts M 12 x 110 mm, protection hose, nuts, flat washers, cover caps)
- Fastening material for mounting feet

Technical data
- Material: Frame Steel
- Surface: Frame Powder coat finish
- Dimensions: w 50 cm x h 115 cm
- Waste water connection: Ø 50 mm
- Water connection: 2x DN 15 G 1/2 AG (bottom)
- Waste water outlet: Ø 50 mm/40 mm (by cutting to length)
- Water outlet: 2x DN 15 G 1/2 IG

PU: 1, W: 10,74 kg/Piece **03 074 00 99**

Necessary associated articles

For exposed installation
- Wall bracket set MONTUS (120 - 170 mm) 03 071 00 99 Page 280 or
- Wall bracket set MONTUS (150 - 210 mm) 03 077 00 99 Page 280

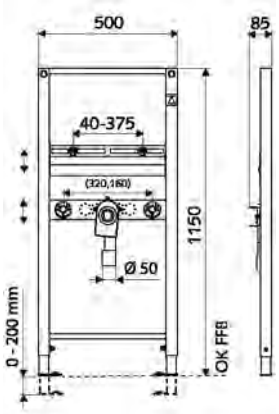

New design

Wash basin module MONTUS

Wash basin mounting module, height 115 cm. For stud wall or pre-wall mounting or exposed installation. For wall-mounted, barrier-free wash basins. Self-supporting, powder-coated steel profiled frame with height-adjustable feet and cross bars.

Scope of delivery
- Wash basin mounting module
  - Cross bar for wash basin attachment 40-375 mm, height-adjustable
  - Height-adjustable mounting feet 0-20 cm
- Fastening material for wash basin installation (fastening bolts M 12 x 110 mm, protection hose, nuts, flat washers, cover caps)
- Fastening material for mounting feet

Technical data
- Material: Frame Steel
- Surface: Frame Powder coat finish
- Dimensions: w 50 cm x h 115 cm
- Waste water connection: Ø 50 mm
- Water connection: 2x DN 15 G 1/2 AG (bottom)
- Waste water outlet: Ø 50 mm/40 mm (by cutting to length)
- Water outlet: 2x DN 15 G 1/2 IG

PU: 1, W: 10,60 kg/Piece **03 085 00 99**

Necessary associated articles

For exposed installation
- Wall bracket set MONTUS (120 - 170 mm) 03 071 00 99 Page 280 or
- Wall bracket set MONTUS (150 - 210 mm) 03 077 00 99 Page 280

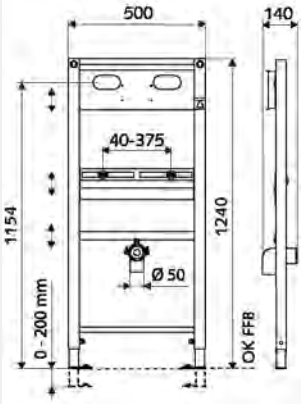

Discontinued item, available while stocks last

Product description	Article number

Wash basin module MONTUS

Wash basin mounting module, height 124 cm. For stud wall or pre-wall mounting or exposed installation. Self-supporting, powder-coated steel profiled frame with height-adjustable feet and cross bars. Prepared for connection to SCHELL concealed masterboxes (wash basin).

Scope of delivery
- Wash basin mounting module
  - Cross bar for wash basin attachment 40-375 mm, height-adjustable
  - Cross bar with drain elbow and construction plug, height-adjustable
  - Cross bar for masterbox, height-adjustable
  - Height-adjustable mounting feet 0-20 cm
- Fastening material for wash basin installation (fastening bolts M 12 x 110 mm, protection hose, nuts, flat washers, cover caps)
- Fastening material for mounting feet

Technical data
- Material: Frame Steel
- Surface: Frame Powder coat finish
- Dimensions: w 50 cm x h 124 cm
- Waste water connection: Ø 50 mm
- Waste water outlet: Ø 50 mm/40 mm (by cutting to length)

PU: 1, W: 11,00 kg/Piece **03 088 00 99**

Necessary associated articles
- Concealed Masterbox WBW-E-V 01 947 00 99 Page 106 or
- Concealed Masterbox WBW-E-M 01 946 00 99 Page 110

For exposed installation
- Wall bracket set MONTUS (120 - 170 mm) 03 071 00 99 Page 280 or
- Wall bracket set MONTUS (150 - 210 mm) 03 077 00 99 Page 280

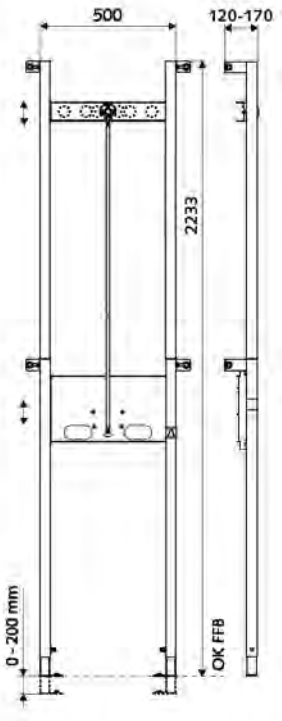

Product description	Article number

Shower module MONTUS

Shower module, height 223.3 cm. For stud wall or pre-wall mounting or exposed installation. Self-supporting, powder-coated steel profiled frame with height-adjustable feet and cross bars. Prepared for connection to SCHELL concealed masterboxes (shower).

Scope of delivery
- Shower module
  - Cross bar with noise-insulated shower head connection, height-adjustable
  - Cross bar for masterbox, height-adjustable
  - Flexible hose
  - Height-adjustable mounting feet 0-20 cm
- Mounting bracket
- Fastening material for mounting feet

Technical data
- Material: Outlet Brass, conform to German drinking water regulations; Frame Steel
- Surface: Frame Powder coat finish
- Dimensions: w 50 cm x h 223.3 cm
- Water outlet: DN 15 G 1/2 IG

PU: 1, W: 14,64 kg/Piece **03 091 00 99**

Necessary associated articles
- Concealed Masterbox WBD-E-T 01 802 00 99 Page 133 or
- Concealed Masterbox WBD-SC-T 01 800 00 99 Page 139 or
- Concealed Masterbox WBD-E-M 01 904 00 99 Page 143 or
- Concealed Masterbox WBD-E-V 01 822 00 99 Page 144 or
- Concealed Masterbox WBD-SC-M 01 867 00 99 Page 151 or
- Concealed Masterbox WBD-SC-V 01 827 00 99 Page 152
- Shower head COMFORT Flex 01 821 06 99 Page 158, 202 or
- Low aerosol shower head 01 814 06 99 Page 158, 202

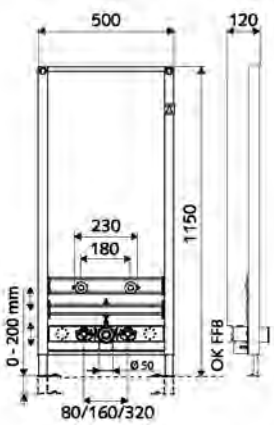

Bidet module MONTUS

Bidet module, height 115 cm. For stud wall or pre-wall mounting or exposed installation. Self-supporting, powder-coated steel profiled frame with height-adjustable feet and cross bars.

Scope of delivery
- Bidet module
  - Cross bar for bidet attachment 180/230 mm, height-adjustable
  - Cross bar with drain elbow and construction plug, height-adjustable
  - Cross bar with noise-insulated angle valve connections 80/160/320 mm, construction plug, height-adjustable
  - Height-adjustable mounting feet 0-20 cm
- Fastening material for bidet installation (fastening bolts M 12 x 200 mm, protection hose, plastic collar bushings, nuts, flat washers, cover caps)
- Fastening material for mounting feet

Technical data
- Material: Frame Steel
- Surface: Frame Powder coat finish
- Dimensions: w 50 cm x h 115 cm
- Waste water connection: Ø 50 mm
- Water connection: 2x DN 15 G 1/2 AG (bottom)
- Waste water outlet: Ø 50 mm/40 mm (by cutting to length)
- Water outlet: 2x DN 15 G 1/2 IG

PU: 1, W: 12,88 kg/Piece **03 067 00 99**

Necessary associated articles

For exposed installation
- Wall bracket set MONTUS (120 - 170 mm) 03 071 00 99 Page 280 or
- Wall bracket set MONTUS (150 - 210 mm) 03 077 00 99 Page 280

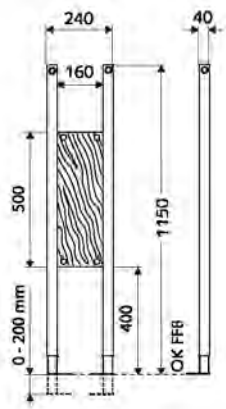

Product description	Article number

High-load module MONTUS

High-load mounting module, height 115 cm. For stud wall or pre-wall mounting or exposed installation. For wall-mounted sanitary items, such as support (folding) handles, shower seats, shower/bath support handles, urinal partitions, accessories, etc. Self-supporting, powder-coated steel profiled frame with height-adjustable feet.

Scope of delivery
- High-load mounting module
  - Multiplex fastening plate, waterproof-bonded, 160 x 500 x 40 mm
  - Height-adjustable mounting feet 0-20 cm
- Fastening material for mounting feet

Technical data
- Material: Frame Steel
- Surface: Frame Powder coat finish
- Dimensions: w 24 cm x h 115 cm

PU: 1, W: 7,32 kg/Piece **03 063 00 99**

Necessary associated articles

For exposed installation
- Wall bracket set MONTUS (120 - 170 mm) 03 071 00 99 Page 280 or
- Wall bracket set MONTUS (150 - 210 mm) 03 077 00 99 Page 280

Note
- When using support or support folding handles for barrier-free WCs, combine with MONTUS type CS 120 WC module (width: 42 cm).

Product description	Article number

Wall bracket set MONTUS

For attaching MONTUS modules for exposed installation. Tool-less depth adjustment with 3 mm thread grid.

Scope of delivery
- 2 wall brackets
  - 2 thread detent pins for depth adjustment
- Fastening material

Technical data
- Material: Plastic

depth setting range: 120 - 170 mm **PU: 1, W: 0,28 kg/Piece**	**03 071 00 99**
depth setting range: 150 - 210 mm **PU: 1, W: 0,30 kg/Piece**	**03 077 00 99**

In connection with
- WC module MONTUS 03 056 00 99 Page 266 or
- WC module MONTUS 03 057 00 99 Page 266 or
- WC module MONTUS Flow 03 038 00 99 Page 29, 267 or
- WC module MONTUS 03 062 00 99 Page 270 or
- WC module MONTUS 03 076 00 99 Page 207, 274 or
- MONTUS urinal module 03 090 00 99 Page 253, 274 or
- MONTUS urinal module 03 075 00 99 Page 231, 240, 275 or
- MONTUS urinal module 03 089 00 99 Page 239, 275 or
- MONTUS wash basin mounting module 03 074 00 99 Page 276 or
- MONTUS wash basin mounting module 03 085 00 99 Page 276 or
- MONTUS wash basin mounting module 03 088 00 99 Page 277 or
- Bidet module MONTUS 03 067 00 99 Page 278 or
- High-load mounting module 03 063 00 99 Page 279

WC supply/drain set for wall-mounted WC

Scope of delivery
- Connection pipe
- Drain pipe
- Fastening material for WC installation (plastic collar bushings, nuts, flat washers, cover caps)

Connection pipe: Ø 45 mm x 230 mm, **Drain pipe: Ø 110 mm x 160 mm** **PU: 1, W: 0,36 kg/Piece**	**03 207 00 99**
Connection pipe: Ø 45 mm x 225 mm, **Drain pipe: Ø 90 mm x 180 mm** **PU: 1, W: 0,37 kg/Piece**	**03 261 00 99**
Connection pipe: Ø 45 mm x 184 mm, **Drain pipe: Ø 90 mm x 250 mm** **PU: 1, W: 0,43 kg/Piece**	**03 072 00 99**

PE wall WC drain elbow Ø 90/90 mm

With dual lip seal.

PU: 1, W: 0,34 kg/Piece	**29 698 00 99**

Product description	Article number
PE reducer DN 90/110 mm For PE wall-WC drain elbow with double lip seal.	
PU: 1, W: 0,12 kg/Piece	**29 699 00 99**

WC sound-insulation mat

For wall-mounted WC and bidet. Compensation backfill between ceramic unit and tiled wall. Sound-absorbing, conform to DIN 4109. UV-resistant.

Scope of delivery
- WC sound-insulation mat
- Protection hoses, nuts and cover caps

PU: 1, W: 0,11 kg/Piece	**03 001 00 99**

.

3 Appliance connection valves

	Product information	284 - 291
31	Draw-off valves	302 - 303
32	Auxiliary connection valves (AC valves)	304 - 308
33	Appliance valves / Lockable sanitary handles	292 - 293
34	Sink valves / concealed valves	309 - 311
35	Head parts	312 - 313
36	Special fittings	314 - 315
37	Safety fittings	316 - 318
38	Frost-resistant outdoor taps POLAR II Set / POLAR II	319

SCHELL inclined-seat valve COMFORT

SCHELL - the better choice.
The first choice for combination angle valves**.**

- Product spectrum, unique and wide.
- All standards are fulfilled.
- Drinking water hygiene is ensured.
- Dependable delivery and reliability of the market leader.

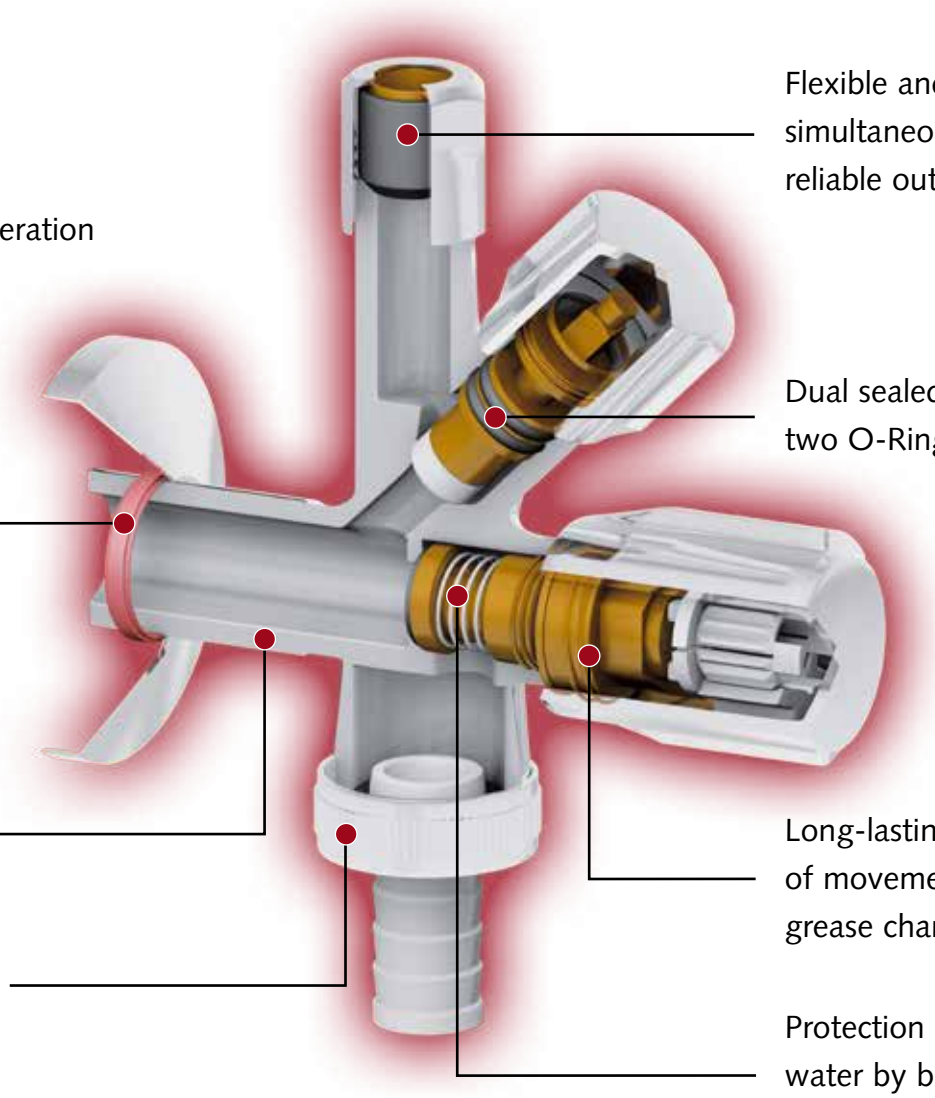

Made in Germany – reliable – safe – highest quality

SCHELL

SCHELL safety fittings designed according to DIN EN 1717.

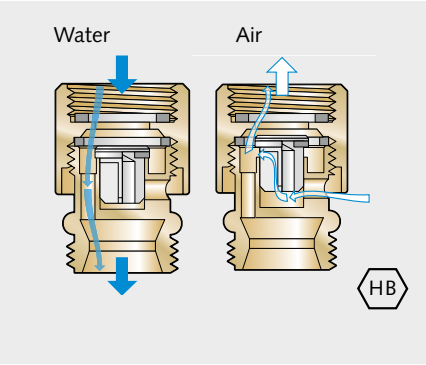

Anti-vacuum device **(AVD)**

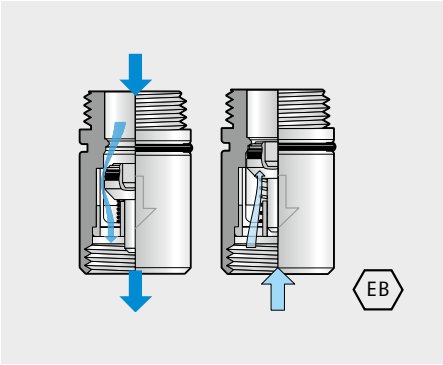

Backflow preventer **(BP)**

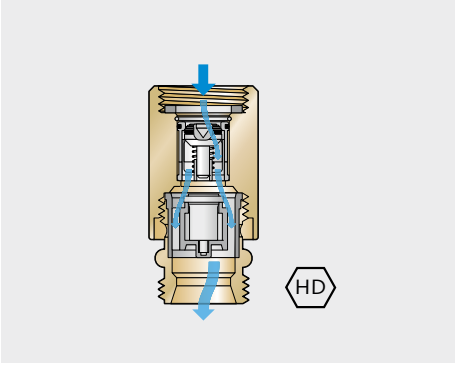

Combination **BP** and **AVD**

Safety fittings can be single valves or a component of an outlet valve. For certain applications, a combination of different component groups (backflow preventer plus anti-vacuum device) or the use of a double form (double backflow preventer) is stipulated. The safety fittings are subdivided into groups (first letter) and types (second letter) according to DIN EN 1717. Example: backflow preventer »EB«. Further information can be found in DIN 1988-100.

Anti-vacuum device HB

- Function: The valve is closed under pressure in flow direction. If there is a drop in pressure, the valve opens automatically and prevents the formation of a pressure gardient towards the inlet-side of the installation.
- Installation according to EN 1717 e.g: Height h > 250 mm above the following liquid level. Note flow direction and installation position vertically.
- Safety according to EN 1717: Category 2/3 (domestic environment).

Backflow preventer EB

- Function: In flow direction the flow current opens a spring-loaded valve seat. If a liquid flows in the opposite direction, the valve remains closed.
- Installation according to EN 1717 e.g: Note flow direction.
- Safety according to EN 1717: Category 2/3 (domestic environment).

Combination BP and AVD, HD

- Function: A design C anti-vacuum device is installed in flow direction downstream from a backflow preventer. This prevents backpressure and simultaneously stops negative pressure building up in the pipe system. The safety combination can be installed as a single fitting, integrated into an outlet valve, or as a concealed combinaton.
- Installation according to EN 1717 e.g: Height h > 250 mm above the following liquid level. Note flow direction and installation position vertically.
- Safety according to EN 1717: Category 2/3 (domestic environment).

Double backflow preventer ED

- Function: Two backflow preventers EB are installed in one casing. This design has been stipulated by the DVGW especially for ad-justable shower heads on kitchen fittings.
- Installation according to EN 1717 e.g: Note flow direction.
- Safety according to EN 1717: Category 2/3 (domestic environment).

Application examples incl. safety device according to DIN 1717 for domestic dwellings

Bathroom	Single tap points	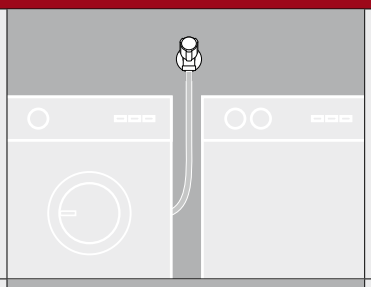	Inclined-seat valve COMFORT EB 03 386 06 99	Inclined-seat valve COMFORT HD 03 392 06 99	
	Wash basin	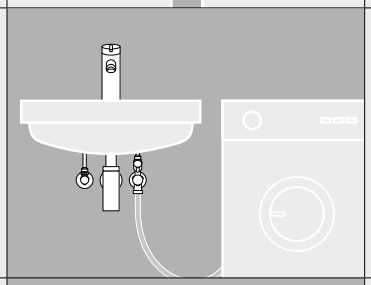	Combination angle valve COMFORT EB 03 545 06 99	Combination angle valve COMFORT HD 03 549 06 99	
	bath tup	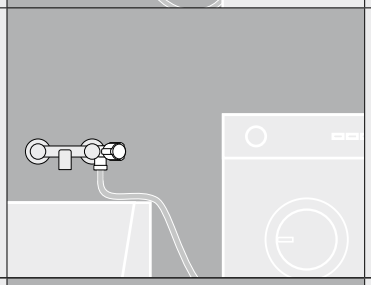	AC valve COMFORT EB 03 324 06 99	AC valve COMFORT HD 03 326 06 99	
Kitchen	Sink fitting	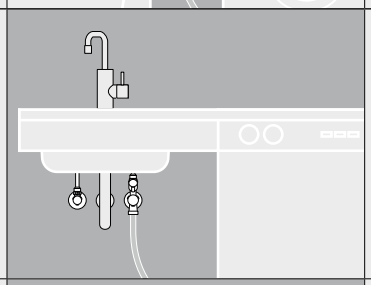	Combination angle valve COMFORT EB 03 545 06 99		
	Sink fitting	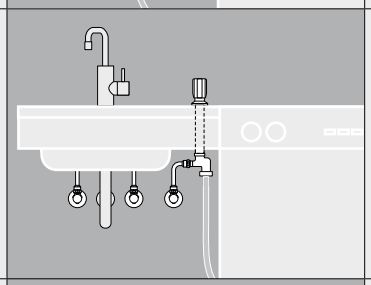	Sink valve COMFORT EB 03 500 06 99		
	Sink fitting	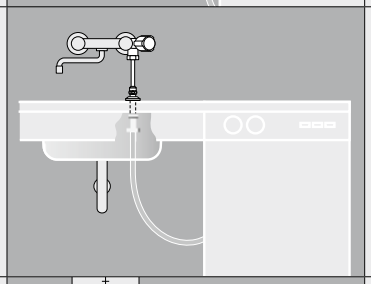	AC valve COMFORT EB 03 324 06 99	Sink Set 03 908 06 99	
	Sink fitting	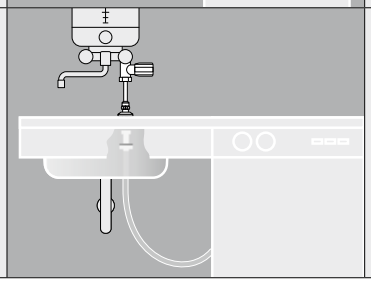	AC valve COMFORT EB 03 316 06 99	AC valve COMFORT HD 03 318 06 99	

* with hose burst protection

	Inclined-seat valve COMFORT* EB 03 390 06 99			
	Combination angle valve COMFORT with filter EB 03 560 06 99	Appliance valve EB 03 374 06 99	AC valve COMFORT EB 03 309 06 99	Valve connection set COMFORT EB 10 862 06 99
	AC valve COMFORT EB 03 342 06 99			

EB Non-controllable backflowpreventer

HD Anti-vacuum device combined with backflow preventer

Application examples incl. safety device according to DIN 1717 for domestic dwellings

Cellar	Single tap points	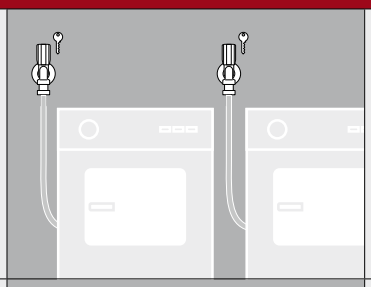	Inclined-seat valve SECUR EB 03 387 06 99 / 03 394 06 99	Inclined-seat valve SECUR HD 03 388 06 99 / 03 396 06 99	
Cellar	Sink basin	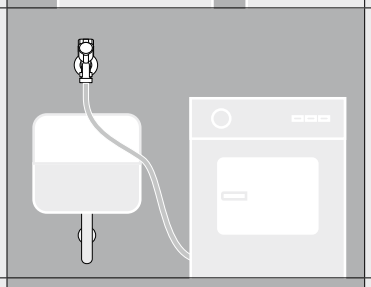	Combination draw-off tap COMFORT 03 562 06 99		
Cellar	Single and multiple-tap points	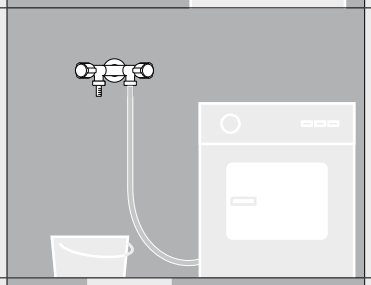	Inclined-seat valve COMFORT EB 03 386 06 99	AC double valve EB 03 366 06 99	
Outdoor	Outdoor single tap points	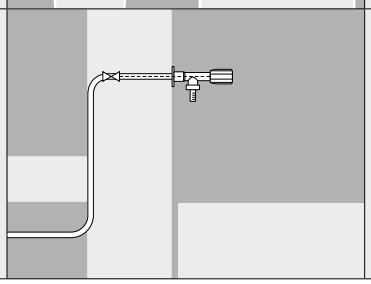	Frost-resistant outdoor tap POLAR II HD 03 996 03 99	Frost-resistant outdoor tap POLAR II Set HD 03 998 03 99	

Fittings with integrated safety device.
The combination of letters shown in the hexagon describes the safety device integrated in the fitting.
You will find the protection device in the DIN EN 1717.

EB Non-controllable backflow preventer
HD Anti-vacuum device combined with backflow preventer

	Draw-off tap SECUR HD 03 352 06 99 / 03 359 06 99	Sanitary handle SECUR 22 135 06 99 / 22 136 06 99	Sanitary handle SECUR 48 006 06 99 / 48 007 06 99	

Regular testing and approved safety.

Safety devices such as the backflow preventer are subjected to repeated functional tests. Service intervalls differ depending on the design. Defective components must be replaced. SCHELL offers outlet valves with approved safety fittings for the domestic environment. These fittings are tested according to current product norms by independent institutes and are certified by DVGW (The German Technical and Scientific Accociation for Gas and Water).
Installations that are fitted with a collection locking device are also permissible. The collection locking device safeguards several tap points simultaneously and must be designed for the appropriate highest liquid category.
On new installations, collection locking devices should not be installed to avoid stagnant water.

Overview of appliance connection fittings

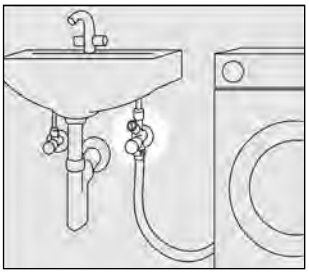

Use	SCHELL products	Page
Bath / kitchen / laboratory Fittings connection with filter technology and appliance connection	Combination angle valve with filter Combination angle valve with integrated filter technology for connecting fittings	297

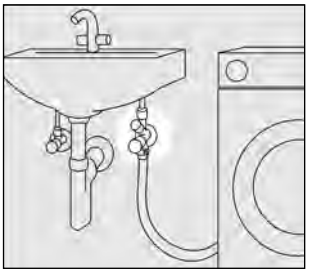

Use	SCHELL products	Page
Bath / kitchen Simultaneous connection of fittings and appliances	Combination angle valve COMFORT Double combination angle valve COMFORT Combination angle valve QUICK COMFORT Combination angle valve COMFORT with outlets G 1/2 x G 1/2 with outlets G 1/2 x G 3/4	295 - 296 297 298 298

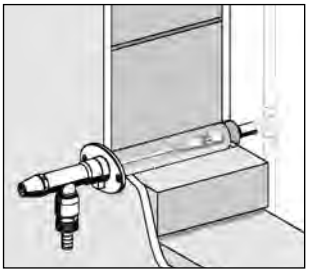

Use	SCHELL products	Page
Garden / terrace / industry Frost-resistant outdoor tap Fittings content bleeds by automatic ventilation after every shut-off	Complete tap POLAR II Installation assembly kit POLAR II Draw-off taps	319 319 302 - 303

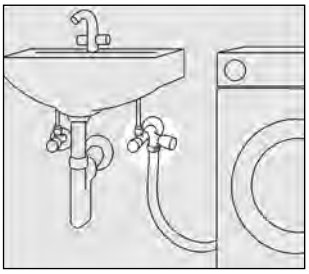

Use	SCHELL products	Page
Bath / kitchen Retrofit connection of an appliance, existing angle valve can be re-used	AC valves for single tap points	304 - 305
Retrofit connection of an appliance, to a pre-installed angle valve	Appliance valves for angle valves	299

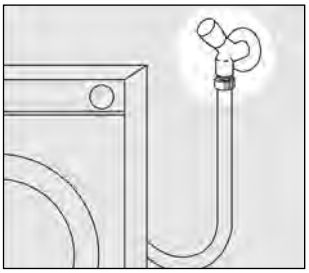

Use	SCHELL products	Page
Bath / kitchen / cellar / garden Connection to home appliances, etc.	Appliance inclined-seat valve Draw-off taps	294 302 - 303
SCHELL SECUR Lockable sanitary handle	Appliance inclined-seat valves SECUR Sanitary handles SECUR	292 293

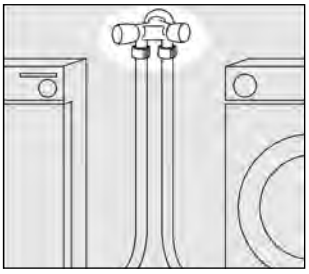

Use	SCHELL products	Page
Bath / kitchen / cellar / garden Multi-connection to home appliances, additional connection to tapping points possible	AC double valves COMFORT **Filter fitting** Inclined filter DN 20 for connection to domestic appliances	308 294

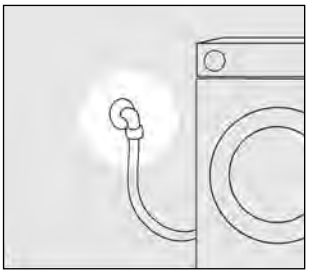

Use	SCHELL products	Page
Bath / kitchen Connection to home appliances	Appliance inclined-seat valve COMFORT	299

Overview of appliance connection fittings

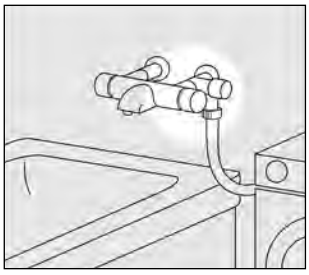

Use	SCHELL products	Page
Bath / kitchen		
Appliance connection to wall batteries	AC valves COMFORT for wall batteries	306

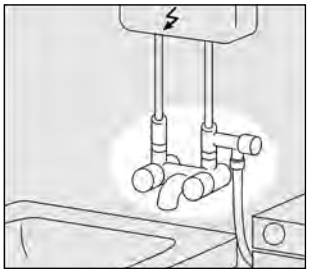

Use	SCHELL products	Page
Bath / kitchen		
Appliance connection to electric water heater and pressurised storage tank	AC valves COMFORT for hot-water appliances	307

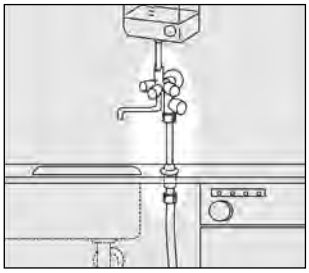

Use	SCHELL products	Page
Kitchen		
Appliance connection to open hot-water appliances	AC valves COMFORT for hot-water appliances	306
Sink conduit	Sink set	309
Concealed valves for shut-off of individual floors and usage units	Concealed valves and extension	310 - 311

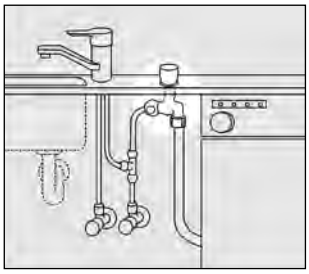

Use	SCHELL products	Page
Kitchen		
Isolating valve for kitchen appliances in the work-top	Sink valves COMFORT	309
Fittings with adjustable shower head	Regulating angle valve COMFORT with double **BP**	318

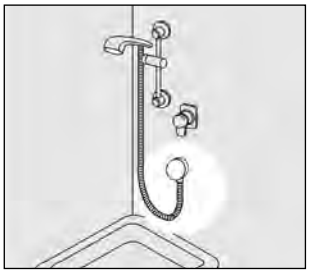

Use	SCHELL products	Page
Bath / kitchen / cellar		
Protection of fittings with hose connections	Safety fittings	316 - 318
	SCHELL wall connection elbows, for showers and tub filling batteries Design model	318

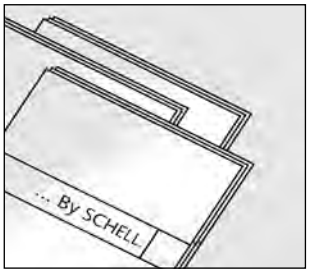

Infos, Prospekte

If necessary, request further information on the appliance connection fittings:
- SCHELL Frost-resistant outdoor tap POLAR II, order no. 95 319 00 99
- SCHELL Appliance connection fittings, order no. 95 414 00 99
- SCHELL Concealed valves, order no. 95 458 00 99

Installation and maintenance are provided in the SCHELL installation manuals under the corresponding article by www.schell.eu. The SCHELL „General installation conditions“ apply.

German Drinking Water Directive

DIN EN 1717

UBA positve list

The quality of material used exclusively by SCHELL ensures adherence to the requirement of the current issue of the German Drinking Water Directive from 2012. The elastomer materials conform to the KTW (Guideline for Hygienic Assessment of Organic Materials in Contact with Drinking Water) and W 270 requirements. The metallic materials that come into contact with drinking water conform to the current UBA (Federal Environmental Agency) list, insofar as publi cized. Drinking water protection is guaranteed by DIN 1988-100 (“Codes of practice for drinking water installations”) and EN 1717.

Symbols for safety device according to EN 1717

DA Anti-vacuum device in flow form

HD Anti-vacuum device with backflow preventer

EB Non-controllable backflow preventer

Product description	Article number



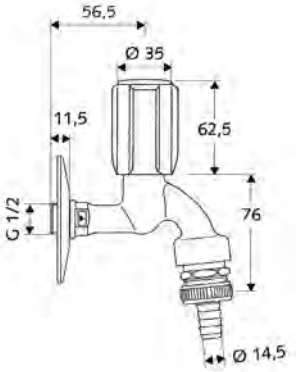

*Discontinued item, available while stocks last.

Draw-off valve SECUR

With SECUR COMFORT handle, lockable. For protection against the unauthorised withdrawal of water.

Scope of delivery
- Draw-off valve
  - Lockable COMFORT handle
  - Backflow preventer (EN 1717: EB-type)
  - Anti-vacuum device (EN 1717: HB-type)
  - Grease chamber head part
- Hose screw connection
- Rosette Ø 54 mm (depth 3 mm)

Technical data
- Material: Brass, conform to German drinking water regulations
- Surface: Chrome
- Connection: DN 15 G 1/2 AG
- Outlet: Hose screw connection Ø 14.5 mm (DN 20 G 3/4 AG)
- Safety device, conforms to EN 1717: HD

With 2 keys
Certificates: PA-IX 28171/I, DIN-DVGW, Belgaqua, SVGW,
Noise class: I, at 100% flow
PU: 1, W: 0,41 kg/Piece — **03 352 06 99**

With 2 keys (identical for all fittings)
Certificates: DIN-DVGW
PU: 1, W: 0,41 kg/Piece — **03 359 06 99***



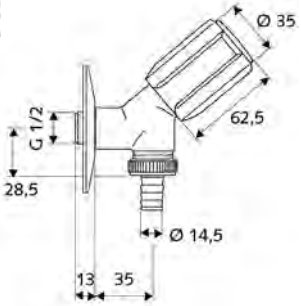

*Discontinued item, available while stocks last.

Appliance inclined-seat valve SECUR

With SECUR COMFORT handle, lockable. For protection against the unauthorised withdrawal of water.

Scope of delivery
- Appliance inclined-seat seat valve
  - Lockable COMFORT handle
  - Backflow preventer (EN 1717: EB-type)
  - Grease chamber head part
- Hose screw connection
- Rosette Ø 54 mm (depth 3 mm)

Technical data
- Material: Brass, conform to German drinking water regulations
- Surface: Chrome
- Connection: DN 15 G 1/2 AG
- Outlet: Hose screw connection Ø 14.5 mm (DN 20 G 3/4 AG)
- Safety device, conforms to EN 1717: EB

With 2 keys
PU: 1, W: 0,41 kg/Piece — **03 387 06 99**

With 2 keys (identical for all fittings)
PU: 1, W: 0,39 kg/Piece — **03 394 06 99***



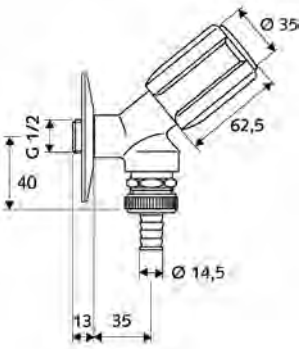

*Discontinued item, available while stocks last.

Appliance inclined-seat valve SECUR

With SECUR COMFORT handle, lockable. For protection against the unauthorised withdrawal of water. HD safety combination (EN 1717).

Scope of delivery
- Appliance inclined-seat seat valve
  - Lockable COMFORT handle
  - Backflow preventer (EN 1717: EB-type)
  - Anti-vacuum device (EN 1717: HB-type)
  - Grease chamber head part
- Hose screw connection
- Rosette Ø 54 mm (depth 3 mm)

Technical data
- Material: Brass, conform to German drinking water regulations
- Surface: Chrome
- Connection: DN 15 G 1/2 AG
- Outlet: Hose screw connection Ø 14.5 mm (DN 20 G 3/4 AG)
- Safety device, conforms to EN 1717: HD

With 2 keys
Certificates: P-IX 007/I, DVGW, SVGW, Noise class: I
PU: 1, W: 0,45 kg/Piece — **03 388 06 99**

With 2 keys (identical for all fittings)
PU: 1, W: 0,44 kg/Piece — **03 396 06 99***

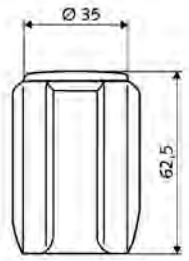

Product description	Article number
COMFORT handle SECUR Lockable. For protection against the unauthorised withdrawal of water. Suitable for all popular head parts with snap-on bush. **Scope of delivery** • Lockable COMFORT handle • Snap-on bush **Technical data** • Surface: Chrome	
With 2 keys **PU: 5, W: 0,10 kg/Piece**	**48 006 06 99**
With 2 keys (identical for all fittings) **PU: 1, W: 0,10 kg/Piece**	**48 007 06 99**

COMFORT handle SECUR

With head part. Lockable. For protection against the unauthorised withdrawal of water.

Scope of delivery
- Lockable COMFORT handle
  - Backflow preventer (EN 1717: EB-type)
  - Grease chamber head part

Technical data
- Surface: Chrome
- Connection: DN 15 G 1/2 AG

With 2 keys **PU: 1, W: 0,16 kg/Piece**	**22 135 06 99**
With 2 keys (identical for all fittings) **PU: 1, W: 0,16 kg/Piece**	**22 136 06 99**

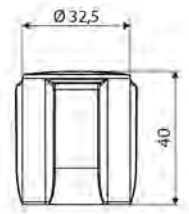

COMFORT handle

Scope of delivery
- COMFORT handle
- Snap-on bush

Technical data
- Surface: Chrome

PU: 1, W: 0,02 kg/Piece	**47 996 06 99**

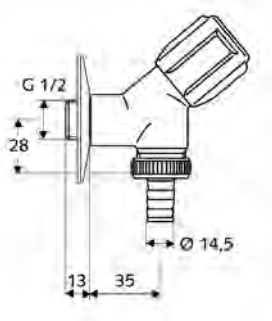

Product description	Article number

Appliance inclined-seat valve COMFORT

With COMFORT handle and grease chamber head part.

Scope of delivery
- Appliance inclined-seat seat valve, - COMFORT handle
  - Backflow preventer (EN 1717: EB-type), - Grease chamber head part
- Hose screw connection, • Rosette Ø 54 mm (depth 3 mm)

Technical data
- Material: Brass, conform to German drinking water regulations, • Surface: Chrome
- Connection: DN 15 G 1/2 AG, • Outlet: Hose screw connection Ø 14.5 mm (DN 20 G 3/4 AG)
- Safety device, conforms to EN 1717: EB

PU: 20, W: 0,34 kg/Piece **03 386 06 99**

Recommended associated articles
- Anti-vacuum device 28 602 06 99 Page 307, 316

Note
- Together with anti-vacuum device: HP safety combination (EN 1717).

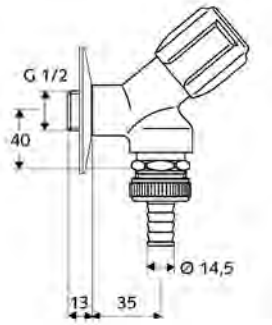

Appliance inclined-seat valve COMFORT

With COMFORT handle and grease chamber head part. HD safety combination (EN 1717).

Scope of delivery
- Appliance inclined-seat seat valve
  - COMFORT handle
  - Backflow preventer (EN 1717: EB-type)
  - Anti-vacuum device (EN 1717: HB-type)
- Hose screw connection
- Rosette Ø 54 mm (depth 3 mm)

Technical data
- Material: Brass, conform to German drinking water regulations
- Surface: Chrome
- Connection: DN 15 G 1/2 AG
- Outlet: Hose screw connection Ø 14.5 mm (DN 20 G 3/4 AG)
- Safety device, conforms to EN 1717: HD
- Certificates: P-IX 007/I, DVGW, ACS, Belgaqua, SVGW, • Noise class: I

PU: 20, W: 0,38 kg/Piece **03 392 06 99**

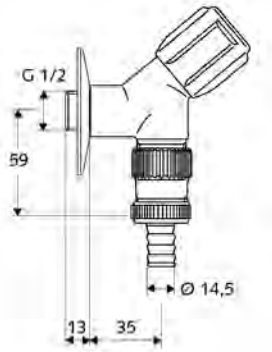

Appliance inclined-seat valve COMFORT

With COMFORT handle and grease chamber head part.

Scope of delivery
- Appliance inclined-seat seat valve
  - COMFORT handle, - Backflow preventer (EN 1717: EB-type)
  - Water stop, - Grease chamber head part
- Hose screw connection, • Rosette Ø 54 mm (depth 3 mm)

Technical data
- Material: Brass, conform to German drinking water regulations, • Surface: Chrome
- Connection: DN 15 G 1/2 AG
- Outlet: Hose screw connection Ø 14.5 mm (DN 20 G 3/4 AG)
- Safety device, conforms to EN 1717: EB

PU: 1, W: 0,44 kg/Piece **03 390 06 99**

Note
- Shut-off function if connection hose bursts or slips off with a flow volume of >18 l/min.

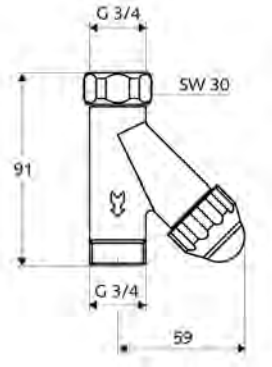

Filter fitting

Inclined filter for protecting connected household appliances.

Scope of delivery
- Inclined-seat valve
  - Clear cap
  - Filter (mesh gauge: 315 µm)
  - Union nut G 3/4 IG

Technical data
- Material: Filter insert Stainless steel/PA; Housing Brass, conform to German drinking water regulations
- Connection: DN 20 G 3/4 IG
- Outlet: DN 20 G 3/4 AG

PU: 1, W: 0,37 kg/Piece **27 095 06 99**

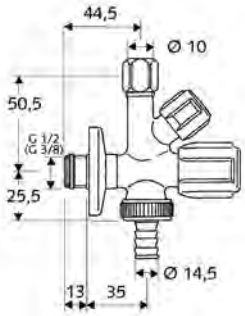

Product description	Article number
Combination angle valve COMFORT With COMFORT handle and grease chamber head part. **Scope of delivery** • Combination angle valve - 2 COMFORT handles - Backflow preventer (EN 1717: EB-type) in appliance connection outlet - Grease chamber head part, - Long push rod • Hose screw connection • High-tensile brass cone compression connection with length compensation • Push rosette Ø 54 mm **Technical data** • Material: Brass, conform to German drinking water regulations • Surface: Chrome • Outlet: Hose screw connection Ø 14.5 mm (DN 20 G 3/4 AG), Ø 10 mm (DN 10 G 3/8 AG), • Noise class: I, at 100% flow, • Flow class: A	
Connection: DN 10 G 3/8 AG with ASAG easy, **Certificates: PA-IX 2850/IA** **PU: 1, W: 0,34 kg/Piece**	**03 544 06 99**
Connection: DN 15 G 1/2 AG with ASAG easy, Safety device, conforms to EN 1717: EB, **Certificates: PA-IX 2850/IA** **PU: 20, W: 0,32 kg/Piece**	**03 545 06 99**
Connection: DN 10 G 3/8 AG, **Certificates: PA-IX 2850/IA** **PU: 1, W: 0,32 kg/Piece**	**03 550 06 99**
Connection: DN 15 G 1/2 AG, **Certificates: PA-IX 2850/IA, ACS, SVGW** **PU: 20, W: 0,30 kg/Piece**	**03 551 06 99**

Recommended associated articles
• Anti-vacuum device 28 602 06 99 Page 307, 316

Note
• Together with anti-vacuum device: HP safety combination (EN 1717).

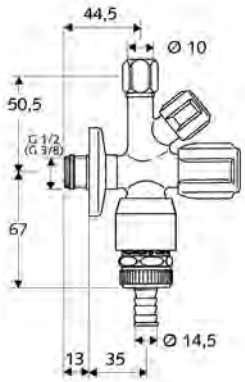

Combination angle valve COMFORT
With COMFORT handle and grease chamber head part.

Scope of delivery
• Combination angle valve
- 2 COMFORT handles
- Backflow preventer (EN 1717: EB-type) in appliance connection outlet
- Anti-vacuum device (EN 1717: HB-type) in appliance connection outlet
- ASAG easy (Self-sealing connection thread)
- Grease chamber head part
- Long push rod
• Hose screw connection
• High-tensile brass cone compression connection with length compensation
• Push rosette Ø 54 mm

Technical data
• Material: Brass, conform to German drinking water regulations
• Surface: Chrome
• Outlet: Ø 10 mm (DN 10 G 3/8 AG), Hose screw connection Ø 14.5 mm (DN 20 G 3/4 AG)
• Safety device, conforms to EN 1717: HD
• Certificates: PA-IX 026/IIA, DVGW, Belgaqua
• Noise class: II, at 100% flow
• Flow class: A

Connection: DN 10 G 3/8 AG with ASAG easy **PU: 1, W: 0,48 kg/Piece**	**03 548 06 99**
Connection: DN 15 G 1/2 AG with ASAG easy **PU: 20, W: 0,47 kg/Piece**	**03 549 06 99**

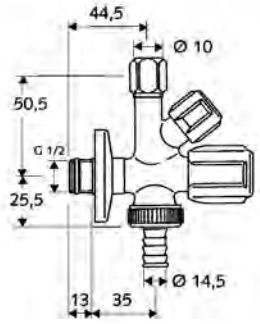

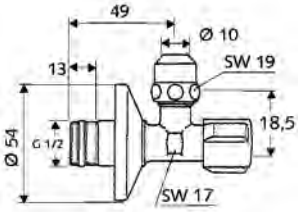

geprüft nach DIN 3227

Product description	Article number

Fitting connection set COMFORT

For connecting single-hole taps and an additional appliance connection to the cold/hot water connection.

Scope of delivery

COMFORT combination angle valve (03 545 06 99)
- Combination angle valve
  - 2 COMFORT handles
  - Backflow preventer (EN 1717: EB-type) in appliance connection outlet
  - Grease chamber head part
  - Long push rod
- Hose screw connection
- High-tensile brass cone compression connection with length compensation
- Push rosette Ø 54 mm

Angle valve with regulating function COMFORT (04 917 06 99)
- Angle valve
  - COMFORT handle
  - ASAG easy (Self-sealing connection thread)
  - Long push rod
- High-tensile brass cone compression connection with length compensation
- Push rosette Ø 54 mm

Technical data

COMFORT combination angle valve (03 545 06 99)
- Material: Brass, conform to German drinking water regulations
- Surface: Chrome
- Connection: DN 15 G 1/2 AG with ASAG easy
- Outlet: Hose screw connection Ø 14.5 mm (DN 20 G 3/4 AG), Ø 10 mm (DN 10 G 3/8 AG)
- Safety device, conforms to EN 1717: EB
- Certificates: PA-IX 2850/IA
- Noise class: I, at 100% flow
- Flow class: A

Angle valve with regulating function COMFORT (04 917 06 99)
- Material: Brass, conform to German drinking water regulations
- Surface: Chrome
- Connection: DN 15 G 1/2 AG with ASAG easy
- Outlet: Ø 10 mm (DN 10 G 3/8 AG)
- Certificates: P-IX 212/IA, DIN-DVGW, ACS, NF, WRAS
- Noise class: I
- Flow class: A

PU: 20, W: 0,49 kg/Set **10 862 06 99**

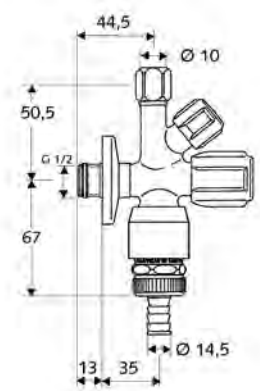

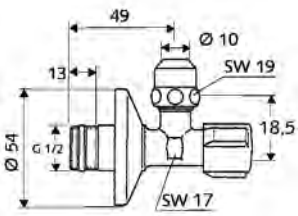

geprüft nach DIN 3227

Fitting connection set COMFORT

For connecting single-hole taps and an additional appliance connection to the cold/hot water connection.

Scope of delivery

COMFORT combination angle valve (03 549 06 99)
- Combination angle valve
  - 2 COMFORT handles
  - Backflow preventer (EN 1717: EB-type) in appliance connection outlet
  - Anti-vacuum device (EN 1717: HB-type) in appliance connection outlet
  - ASAG easy (Self-sealing connection thread)
  - Grease chamber head part
  - Long push rod
- Hose screw connection
- High-tensile brass cone compression connection with length compensation
- Push rosette Ø 54 mm

Angle valve with regulating function COMFORT (04 917 06 99)
- Angle valve
  - COMFORT handle
  - ASAG easy (Self-sealing connection thread)
  - Long push rod
- High-tensile brass cone compression connection with length compensation
- Push rosette Ø 54 mm

Technical data

COMFORT combination angle valve (03 549 06 99)
- Material: Brass, conform to German drinking water regulations
- Surface: Chrome
- Connection: DN 15 G 1/2 AG with ASAG easy
- Outlet: Ø 10 mm (DN 10 G 3/8 AG), Hose screw connection Ø 14.5 mm (DN 20 G 3/4 AG)
- Safety device, conforms to EN 1717: HD
- Certificates: PA-IX 026/IIA, DVGW, Belgaqua
- Noise class: II, at 100% flow
- Flow class: A

Angle valve with regulating function COMFORT (04 917 06 99)
- Material: Brass, conform to German drinking water regulations
- Surface: Chrome
- Connection: DN 15 G 1/2 AG with ASAG easy
- Outlet: Ø 10 mm (DN 10 G 3/8 AG)
- Certificates: P-IX 212/IA, DIN-DVGW, ACS, NF, WRAS
- Noise class: I
- Flow class: A

PU: 1, W: 0,62 kg/Set **10 868 06 99**

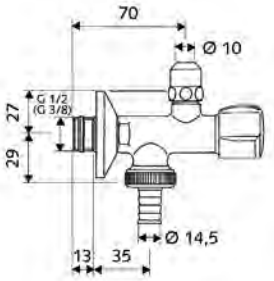

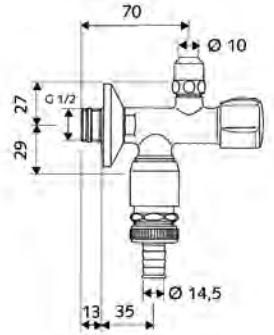

*Discontinued article, as long as stocks last.

Product description	Article number

Double connection angle valve COMFORT

Angle valve with integrated appliance valve for connecting household appliances. Actuation of angle valve under cover cap.

Scope of delivery
- Double-spindle angle valve
  - COMFORT handle
  - ASAG easy (Self-sealing connection thread)
  - Grease chamber head part
  - Long push rod
- Hose screw connection
- High-tensile brass cone compression connection with length compensation
- Push rosette Ø 54 mm

Technical data
- Material: Brass, conform to German drinking water regulations
- Surface: Chrome
- Outlet: Hose screw connection Ø 14.5 mm (DN 20 G 3/4 AG), DN 10 G 3/8 AG

With Backflow preventer (EN 1717: EB-type)
Connection: 2x G 3/8 AG
PU: 1, W: 0,37 kg/Piece — **03 836 06 99**

With Backflow preventer (EN 1717: EB-type)
Connection: DN 15 G 1/2 AG
PU: 20, W: 0,37 kg/Piece — **03 837 06 99**

With Anti-vacuum device (EN 1717: HB-type) in appliance connection outlet and Backflow preventer (EN 1717: EB-type)
Connection: DN 15 G 1/2 AG, Safety device, conforms to EN 1717: HD
PU: 1, W: 0,50 kg/Piece — **03 841 06 99***

Recommended associated articles

For 03 836 06 99 and 03 837 06 99
- Anti-vacuum device 28 602 06 99 Page 307, 316

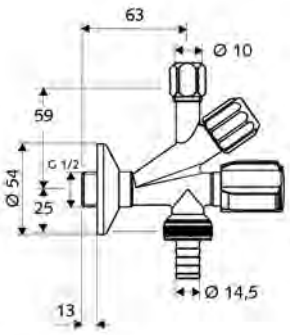

Filter combination angle valve

Filter angle valve for protecting high-quality fittings (e.g. electronic taps). Integrated appliance valve for connecting household appliances.

Scope of delivery
- Combination angle valve
  - COMFORT handle
  - Filter (mesh gauge: 250 µm)
  - Backflow preventer (EN 1717: EB-type) in appliance connection outlet
  - Long push rod
- Hose screw connection
- High-tensile brass cone compression connection with length compensation
- Push rosette Ø 54 mm

Technical data
- Material: Brass, conform to German drinking water regulations
- Surface: Chrome
- Connection: DN 15 G 1/2 AG
- Outlet: Ø 10 mm (DN 10 G 3/8 AG), Hose screw connection Ø 14.5 mm (DN 20 G 3/4 AG)
- Safety device, conforms to EN 1717: EB
- Certificates: PA-IX 851/IA, SVGW
- Noise class: I, at 100% flow
- Flow class: A

PU: 1, W: 0,43 kg/Piece — **03 560 06 99**

Recommended associated articles
- Anti-vacuum device 28 602 06 99 Page 307, 316

Note
- Together with anti-vacuum device: HP safety combination (EN 1717).

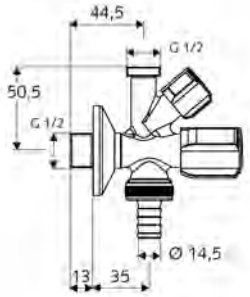

Product description	Article number

Combination angle valve COMFORT

With COMFORT handle and grease chamber head part.

Scope of delivery
- Combination angle valve
  - 2 COMFORT handles
  - Backflow preventer (EN 1717: EB-type) in appliance connection outlet
  - Grease chamber head part, - Long push rod
- Hose screw connection, • Push rosette Ø 54 mm

Technical data
- Material: Brass, conform to German drinking water regulations
- Surface: Chrome
- Connection: DN 15 G 1/2 AG
- Outlet: Hose screw connection Ø 14.5 mm (DN 20 G 3/4 AG), DN 15 G 1/2 AG
- Safety device, conforms to EN 1717: EB
- Certificates: PA-IX 2850/IA, SVGW
- Noise class: I, at 100% flow
- Flow class: A

PU: 1, W: 0,29 kg/Piece **03 569 06 99**

Recommended associated articles
- Anti-vacuum device 28 602 06 99 Page 307, 316

Note
- Together with anti-vacuum device: HP safety combination (EN 1717).

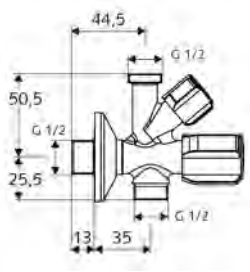

Combination angle valve COMFORT

With COMFORT handle and grease chamber head part.

Scope of delivery
- Combination angle valve
  - 2 COMFORT handles
  - Backflow preventer (EN 1717: EB-type) in appliance connection outlet
  - Grease chamber head part
  - Long push rod
- Push rosette Ø 54 mm

Technical data
- Material: Brass, conform to German drinking water regulations
- Surface: Chrome
- Connection: DN 15 G 1/2 AG, • Outlet: 2x DN 15 G 1/2 AG
- Safety device, conforms to EN 1717: EB
- Certificates: PA-IX 2850/IA, SVGW
- Noise class: I, at 100% flow, • Flow class: A

PU: 1, W: 0,26 kg/Piece **03 570 06 99**

Recommended associated articles
- Anti-vacuum device 28 602 06 99 Page 307, 316

Note
- Together with anti-vacuum device: HP safety combination (EN 1717).

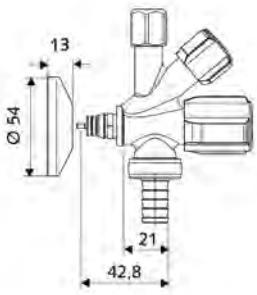

Combination angle valve QUICK COMFORT
QUICK plug-in technology

With COMFORT handle and grease chamber head part. For non-detachable, pull-proof and twist-proof installation into the QUICK adapter.

Scope of delivery
- Combination angle valve, - 2 COMFORT handles
  - Backflow preventer (EN 1717: EB-type) in appliance connection outlet
  - Grease chamber head part, - Water stop unlocking element
- Hose screw connection, • High-tensile brass cone compression connection with length compensation
- Push rosette Ø 54 mm

Technical data
- Material: Brass, conform to German drinking water regulations, • Surface: Chrome
- Connection: QUICK plug-in technology DN 15
- Outlet: Hose screw connection Ø 14.5 mm (DN 20 G 3/4 AG), Ø 10 mm (DN 10 G 3/8 AG), • Safety device, conforms to EN 1717: EB, • Certificates: PA-IX 008/IIA
- Noise class: II, at 100% flow, • Flow class: A

PU: 1, W: 0,30 kg/Piece **03 504 06 99**

Necessary associated articles
- QUICK adapter 00 700 06 99 Page 349 or
- QUICK adapter 00 701 06 99 Page 349 or
- QUICK adapter 00 702 06 99 Page 349

For deep Installations
- QUICK extension 20 mm 00 704 06 99 Page 349

Installation Note
- Select adapter lengths after wall setup

Product description	Article number

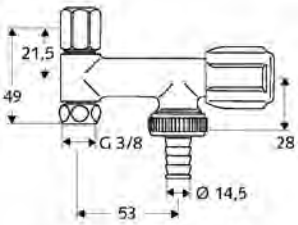

Appliance valve COMFORT

For a retrofit connection of an appliance to a pre-installed angle valve. With COMFORT handle and grease chamber head part.

Scope of delivery
- Appliance valve
  - COMFORT handle
  - Backflow preventer (EN 1717: EB-type)
  - Grease chamber head part
- Hose screw connection
- High-tensile brass cone compression connection with length compensation

Technical data
- Material: Brass, conform to German drinking water regulations
- Surface: Chrome
- Connection: DN 10 G 3/8 IG
- Outlet: Hose screw connection Ø 14.5 mm (DN 20 G 3/4 AG), Ø 10 mm (DN 10 G 3/8 AG)
- Safety device, conforms to EN 1717: EB

PU: 20, W: 0,36 kg/Piece **03 374 06 99**

Recommended associated articles
- Anti-vacuum device 28 602 06 99 Page 307, 316

Note
- Together with anti-vacuum device: HP safety combination (EN 1717).

Appliance valve COMFORT

For a retrofit connection of an appliance to a pre-installed angle valve. With COMFORT handle and grease chamber head part. HD safety combination (EN 1717).

Scope of delivery
- Appliance valve
  - COMFORT handle
  - Backflow preventer (EN 1717: EB-type) in appliance connection outlet
  - Anti-vacuum device (EN 1717: HB-type) in appliance connection outlet
- Hose screw connection
- High-tensile brass cone compression connection with length compensation

Technical data
- Material: Brass, conform to German drinking water regulations
- Surface: Chrome
- Connection: DN 10 G 3/8 IG
- Outlet: Hose screw connection Ø 14.5 mm (DN 20 G 3/4 AG), Ø 10 mm (DN 10 G 3/8 AG)
- Safety device, conforms to EN 1717: HD
- Certificates: DVGW, Belgaqua

PU: 1, W: 0,51 kg/Piece **03 380 06 99**

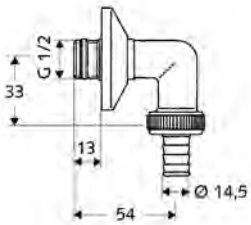

Cover elbow with rosette

For connection to household appliances.

Scope of delivery
- Connection elbow
  - Push rod
- Hose screw connection
- Push rosette Ø 54 mm

Technical data
- Material: Brass
- Surface: Chrome
- Connection: DN 15 G 1/2 AG with ASAG easy
- Outlet: Hose screw connection Ø 14.5 mm (DN 20 G 3/4 AG)

PU: 10, W: 0,15 kg/Piece **24 837 06 99**

Product description	Article number

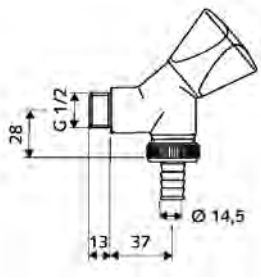

Discontinued article, as long as stocks last.

Appliance inclined-seat seat valve

Scope of delivery
- Appliance inclined-seat seat valve
  - Three-cornered tap handle
  - Backflow preventer (EN 1717: EB-type)
- Hose screw connection

Technical data
- Material: Brass, conform to German drinking water regulations
- Surface: Chrome
- Connection: DN 15 G 1/2 AG
- Outlet: Hose screw connection Ø 14.5 mm (DN 20 G 3/4 AG)
- Safety device, conforms to EN 1717: EB

PU: 20, W: 0,37 kg/Piece	**03 886 06 99**

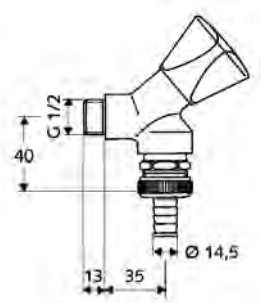

Discontinued article, as long as stocks last.

Appliance inclined-seat seat valve

Scope of delivery
- Appliance inclined-seat seat valve
  - Three-cornered tap handle
  - Backflow preventer (EN 1717: EB-type)
  - Anti-vacuum device (EN 1717: HB-type)
- Hose screw connection

Technical data
- Material: Brass, conform to German drinking water regulations
- Surface: Chrome
- Connection: DN 15 G 1/2 AG
- Outlet: Hose screw connection Ø 14.5 mm (DN 20 G 3/4 AG)
- Safety device, conforms to EN 1717: HD
- Certificates: P-IX 007/I, DVGW
- Noise class: I

PU: 20, W: 0,39 kg/Piece	**03 892 06 99**

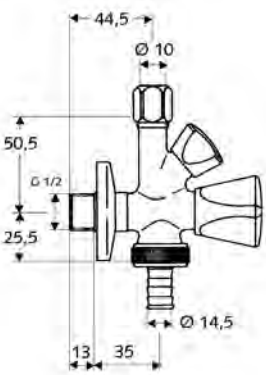

Discontinued article, as long as stocks last.

Combination angle valve

Scope of delivery
- Combination angle valve
  - 2 three-cornered tap handles
  - Backflow preventer (EN 1717: EB-type) in appliance connection outlet
  - Sanitary head part
  - Long push rod
- Hose screw connection
- High-tensile brass cone compression connection with length compensation
- Push rosette Ø 54 mm

Technical data
- Material: Brass, conform to German drinking water regulations
- Surface: Chrome
- Outlet: Ø 10 mm (DN 10 G 3/8 AG), Hose screw connection Ø 14.5 mm (DN 20 G 3/4 AG)
- Safety device, conforms to EN 1717: EB
- Certificates: PA-IX 2850/IA
- Noise class: I, at 100% flow
- Flow class: A

Connection: DN 15 G 1/2 AG **PU: 20, W: 0,30 kg/Piece**	**03 751 06 99**
Connection: DN 15 G 1/2 AG with ASAG easy **PU: 20, W: 0,30 kg/Piece**	**03 845 06 99**

Product description	Article number

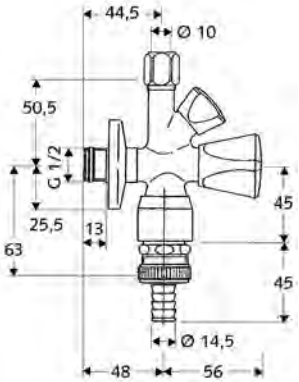

Combination angle valve

Scope of delivery
- Combination angle valve
  - 2 three-cornered tap handles
  - Backflow preventer (EN 1717: EB-type) in appliance connection outlet
  - Anti-vacuum device (EN 1717: HB-type) in appliance connection outlet
  - ASAG easy (Self-sealing connection thread)
  - Sanitary head part
  - Long push rod
- Hose screw connection
- High-tensile brass cone compression connection with length compensation
- Push rosette Ø 54 mm

Technical data
- Material: Brass, conform to German drinking water regulations
- Surface: Chrome
- Connection: DN 15 G 1/2 AG with ASAG easy
- Outlet: Ø 10 mm (DN 10 G 1/2 AG), Hose screw connection Ø 14.5 mm (DN 20 G 3/4 AG)
- Safety device, conforms to EN 1717: HD
- Certificates: PA-IX 026/IIA, DVGW
- Noise class: II, at 100% flow
- Flow class: A

PU: 20, W: 0,46 kg/Piece **03 849 06 99**

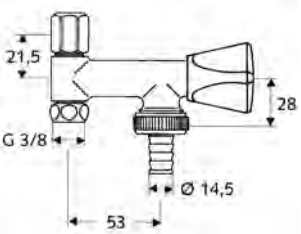

Discontinued article, as long as stocks last.

Appliance valve for angle valve

For a retrofit connection of an appliance to a pre-installed angle valve.

Scope of delivery
- Appliance valve
  - Three-cornered tap handle
  - Backflow preventer (EN 1717: EB-type)
  - Union nut G 3/8 IG
  - Sanitary head part

Technical data
- Material: Brass, conform to German drinking water regulations
- Surface: Chrome
- Connection: DN 10 G 3/8 IG
- Outlet: DN 10 G 3/8 AG, Hose screw connection Ø 14.5 mm (DN 20 G 3/4 AG)
- Safety device, conforms to EN 1717: EB

PU: 20, W: 0,37 kg/Piece **03 874 06 99**

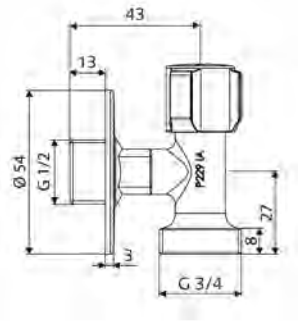

Space-saving appliance connection valve

For the space-saving connection of household appliances.

Scope of delivery
- Angle valve
  - COMFORT handle
- Rosette Ø 54 mm (depth 3 mm)

Technical data
- Material: Brass, conform to German drinking water regulations
- Surface: Chrome
- Connection: DN 15 G 1/2 AG
- Outlet: DN 20 G 3/4 AG
- Certificates: P-IX 229/IA, ACS
- Noise class: I
- Flow class: A

PU: 1, W: 0,13 kg/Piece **05 440 06 99**

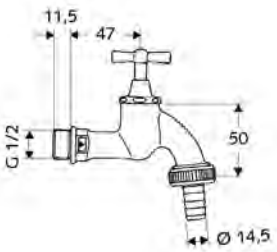

Product description	Article number
Draw-off valve Head part with grip handle. **Scope of delivery** • Draw-off valve - Grip handle • Hose screw connection **Technical data** • Material: Brass, conform to German drinking water regulations • Connection: DN 15 G 1/2 AG • Outlet: Hose screw connection Ø 14.5 mm (DN 20 G 3/4 AG)	
Surface: Matt chrome **PU: 20, W: 0,26 kg/Piece**	**03 405 03 99**
Surface: Chrome **PU: 20, W: 0,25 kg/Piece**	**03 405 06 99**

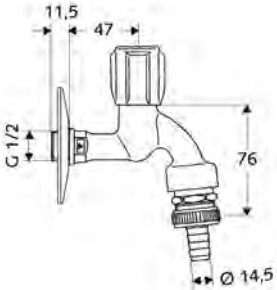

Draw-off valve COMFORT

With COMFORT handle and grease chamber head part. Safety combination (EN 1717).

Scope of delivery
- Draw-off valve
  - COMFORT handle
  - Backflow preventer (EN 1717: EB-type)
  - Anti-vacuum device (EN 1717: HB-type)
  - Grease chamber head part
- Hose screw connection, • Rosette Ø 54 mm (depth 3 mm)

Technical data
- Material: Brass, conform to German drinking water regulations
- Surface: Chrome
- Connection: DN 15 G 1/2 AG
- Outlet: Hose screw connection Ø 14.5 mm (DN 20 G 3/4 AG)
- Safety device, conforms to EN 1717: HD
- Certificates: PA-IX 28171/I, DIN-DVGW, ACS, Belgaqua, SVGW
- Noise class: I, at 100% flow

PU: 1, W: 0,36 kg/Piece	**03 351 06 99**

Draw-off valve

Head part with grip handle. HD safety combination (EN 1717).

Scope of delivery
- Draw-off valve
  - Grip handle
  - Backflow preventer (EN 1717: EB-type)
  - Anti-vacuum device (EN 1717: HB-type)
- Hose screw connection

Technical data
- Material: Brass, conform to German drinking water regulations
- Outlet: Hose screw connection Ø 14.5 mm (DN 20 G 3/4 AG)
- Safety device, conforms to EN 1717: HD

***Discontinued article, as long as stocks last.**

Surface: Matt chrome, Connection: DN 15 G 1/2 AG, **Certificates: PA-IX 28174/I, DIN-DVGW, Belgaqua,** **Noise class: I, at 100% flow** **PU: 20, W: 0,36 kg/Piece**	**03 417 03 99**
Surface: Chrome, Connection: DN 15 G 1/2 AG, **Certificates: PA-IX 28174/I, DIN-DVGW, Belgaqua,** **Noise class: I, at 100% flow** **PU: 20, W: 0,35 kg/Piece**	**03 417 06 99**
Surface: Matt chrome, Connection: DN 20 G 3/4 AG, **Certificates: P-IX 28173/I, DIN-DVGW, Belgaqua,** **Noise class: I** **PU: 10, W: 0,62 kg/Piece**	**03 441 03 99**
Surface: Chrome, Connection: DN 20 G 3/4 AG, **Certificates: P-IX 28173/I, DIN-DVGW, Belgaqua,** **Noise class: I** **PU: 1, W: 0,60 kg/Piece**	**03 441 06 99***

*Discontinued article, as long as stocks last.

Product description	Article number

Draw-off valve

Head part for size 6 square spanner. HD safety combination (EN 1717).

Scope of delivery
- Draw-off valve
  - Socket spanner receptable, size 6, - Backflow preventer (EN 1717: EB-type)
  - Anti-vacuum device (EN 1717: HB-type)
- Hose screw connection

Technical data
- Material: Brass, conform to German drinking water regulations
- Connection: DN 15 G 1/2 AG, • Outlet: Hose screw connection Ø 14.5 mm (DN 20 G 3/4 AG)
- Safety device, conforms to EN 1717: HD
- Certificates: PA-IX 28174/I, DIN-DVGW, Belgaqua, • Noise class: I, at 100% flow

Surface: Matt chrome, PU: 1, W: 0,35 kg/Piece	**03 423 03 99***
Surface: Chrome, PU: 1, W: 0,37 kg/Piece	**03 423 06 99**

Recommended associated articles
- Socket wrench 78 218 03 99 Page 303, 386

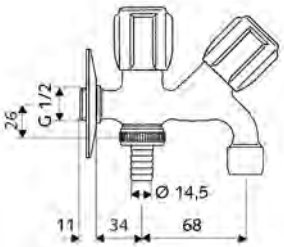

Combination draw-off valve COMFORT

With COMFORT handle and grease chamber head part.

Scope of delivery
- Draw-off valve
  - 2 COMFORT handles
  - Aerator
- Hose screw connection
- Rosette Ø 54 mm (depth 3 mm)

Technical data
- Material: Brass, conform to German drinking water regulations
- Surface: Chrome
- Connection: DN 15 G 1/2 AG
- Outlet: Hose screw connection Ø 14.5 mm (DN 20 G 3/4 AG)
- Certificates: ACS

PU: 1, W: 0,48 kg/Piece	**03 562 06 99**

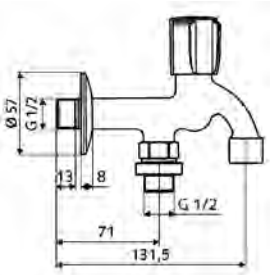

Draw-off valve BIBCOCK

With COMFORT handle and grease chamber head part.

Scope of delivery
- Combination draw-off valvee, - COMFORT handle, - Ceramic isolating valve,
  - Grease chamber head part, - Aerator, • Rosette Ø 57 mm

Technical data
- Material: Brass, conform to German drinking water regulations, • Surface: Chrome
- Connection: DN 15 G 1/2 AG. • Outlet: DN 15 G 1/2 AG

PU: 1, W: 0,46 kg/Piece	**03 460 06 99**

Recommended associated articles
- Bidet hand shower 03 295 06 99 Page 226 or, • Design hand shower bidet 03 097 06 99 Page 226

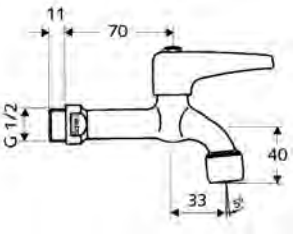

Draw-off valve

Head part with 270° lever handle, open/closed.

Scope of delivery
- Draw-off valve
  - Aerator

Technical data
- Material: Brass, conform to German drinking water regulations
- Surface: Chrome
- Connection: DN 15 G 1/2 AG

PU: 10, W: 0,27 kg/Piece	**03 425 06 99**

Socket wrench

Technical data
- Material: Die-cast zinc
- Surface: Matt chrome

spanner size 4-sided: 5 mm PU: 1, W: 0,006 kg/Piece	**78 217 03 99**
spanner size 4-sided: 6 mm PU: 1, W: 0,01 kg/Piece	**78 218 03 99**

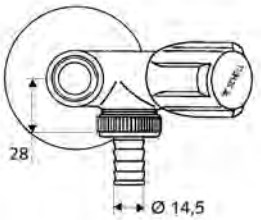

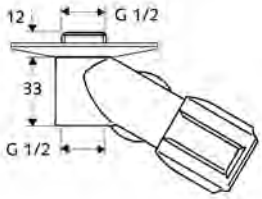

Product description	Article number

AC valve COMFORT

Auxiliary connection valve for single tap points. With COMFORT handle and grease chamber head part.

Scope of delivery
- Auxiliary connection valve
  - COMFORT handle
  - Backflow preventer (EN 1717: EB-type)
  - Grease chamber head part
- Hose screw connection
- Rosette Ø 54 mm (depth 3 mm)

Technical data
- Material: Brass, conform to German drinking water regulations
- Surface: Chrome
- Connection: DN 15 G 1/2 AG
- Outlet: Hose screw connection Ø 14.5 mm (DN 20 G 3/4 AG), DN 15 G 1/2 IG
- Safety device, conforms to EN 1717: EB
- Certificates: PA-IX 2852/II
- Noise class: II, at 100% flow

PU: 1, W: 0,36 kg/Piece **03 309 06 99**

Recommended associated articles
- Anti-vacuum device 28 602 06 99 Page 307, 316

Note
- Together with anti-vacuum device: HP safety combination (EN 1717).

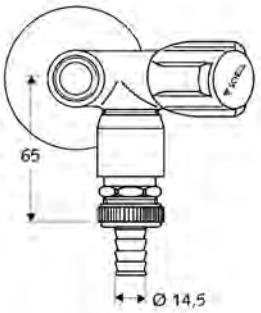

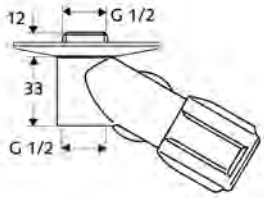

AC valve COMFORT

Auxiliary connection valve for single tap points. With COMFORT handle and grease chamber head part. HD safety combination (EN 1717).

Scope of delivery
- Auxiliary connection valve
  - COMFORT handle
  - Backflow preventer (EN 1717: EB-type) in appliance connection outlet
  - Anti-vacuum device (EN 1717: HB-type) in appliance connection outlet
  - Grease chamber head part
- Hose screw connection
- Rosette Ø 54 mm (depth 3 mm)

Technical data
- Material: Brass, conform to German drinking water regulations
- Surface: Chrome
- Connection: DN 15 G 1/2 AG
- Outlet: Hose screw connection Ø 14.5 mm (DN 20 G 3/4 AG), DN 15 G 1/2 IG
- Safety device, conforms to EN 1717: HD
- Certificates: DVGW, Belgaqua

PU: 1, W: 0,50 kg/Piece **03 313 06 99**

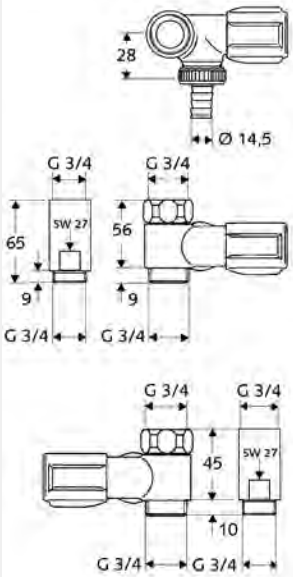

Product description	Article number

AC valve COMFORT

Auxiliary connection valve for wall batteries. With COMFORT handle and grease chamber head part.

Scope of delivery
- Auxiliary connection valve
  - COMFORT handle
  - Backflow preventer (EN 1717: EB-type) in appliance connection outlet
  - Union nut G 3/4 IG
  - Grease chamber head part
- Hose screw connection
- Spacer

Technical data
- Material: Brass, conform to German drinking water regulations
- Surface: Chrome
- Connection: DN 20 G 3/4 AG
- Outlet: Hose screw connection Ø 14.5 mm (DN 20 G 3/4 AG), DN 20 G 3/4 IG
- Safety device, conforms to EN 1717: EB

Right-handed design **construction length: 56 mm** **PU: 1, W: 0,70 kg/Piece**	**03 324 06 99**
Left-handed design **construction length: 45 mm** **PU: 1, W: 0,58 kg/Piece**	**03 344 06 99**

Recommended associated articles
- Anti-vacuum device 28 602 06 99 Page 307, 316

Note
- Together with anti-vacuum device: HP safety combination (EN 1717).

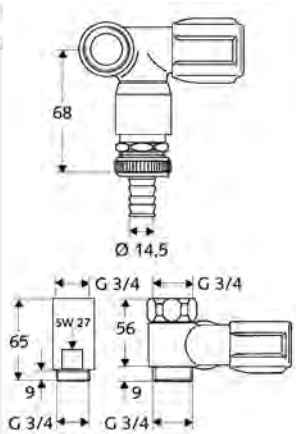

AC valve COMFORT

Auxiliary connection valve for wall batteries. With COMFORT handle and grease chamber head part. HD safety combination (EN 1717).

Scope of delivery
- Auxiliary connection valve, right-hand version
  - COMFORT handle
  - Backflow preventer (EN 1717: EB-type) in appliance connection outlet
  - Anti-vacuum device (EN 1717: HB-type) in appliance connection outlet
  - Union nut G 3/4 IG
  - Grease chamber head part
- Hose screw connection
- Spacer

Technical data
- Material: Brass, conform to German drinking water regulations
- Surface: Chrome
- Connection: DN 20 G 3/4 AG (right)
- Outlet: Hose screw connection Ø 14.5 mm (DN 20 G 3/4 AG), DN 20 G 3/4 IG
- Safety device, conforms to EN 1717: HD
- Certificates: DVGW, Belgaqua

PU: 1, W: 0,77 kg/Piece	**03 326 06 99**

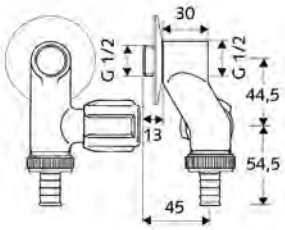

Product description	Article number

AC valve COMFORT

Auxiliary connection valve for hot water appliances. With COMFORT handle and grease chamber head part.

Scope of delivery
- Auxiliary connection valve
  - COMFORT handle
  - Backflow preventer (EN 1717: EB-type) in appliance connection outlet
  - Grease chamber head part
- Hose screw connection
- Rosette Ø 54 mm (depth 3 mm)

Technical data
- Material: Brass, conform to German drinking water regulations
- Surface: Chrome
- Connection: DN 15 G 1/2 AG
- Outlet: Hose screw connection Ø 14.5 mm (DN 20 G 3/4 AG), DN 15 G 1/2 IG
- Safety device, conforms to EN 1717: EB

PU: 1, W: 0,28 kg/Piece **03 316 06 99**

Recommended associated articles
- Anti-vacuum device 28 602 06 99 Page 307, 316

Note
- Together with anti-vacuum device: HP safety combination (EN 1717).

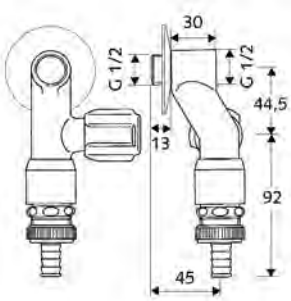

Discontinued article, as long as stocks last.

AC valve COMFORT

Auxiliary connection valve for hot water appliances. With COMFORT handle and grease chamber head part. HD safety combination (EN 1717).

Scope of delivery
- Auxiliary connection valve
  - COMFORT handle
  - Backflow preventer (EN 1717: EB-type) in appliance connection outlet
  - Anti-vacuum device (EN 1717: HB-type) in appliance connection outlet
  - Grease chamber head part
- Hose screw connection
- Rosette Ø 54 mm (depth 3 mm)

Technical data
- Material: Brass, conform to German drinking water regulations
- Surface: Chrome
- wall distance: 30 mm
- Connection: DN 15 G 1/2 AG
- Outlet: Hose screw connection Ø 14.5 mm (DN 20 G 3/4 AG), DN 15 G 1/2 IG
- Safety device, conforms to EN 1717: HD
- Certificates: DVGW

PU: 1, W: 0,46 kg/Piece **03 318 06 99**

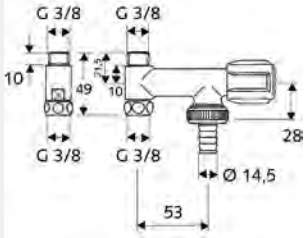

Discontinued article, as long as stocks last.

Product description	Article number

AC valve COMFORT

Auxiliary connection valve for hot water appliances with mixing battery. With COMFORT handle and grease chamber head part.

Scope of delivery
- Auxiliary connection valve
  - COMFORT handle
  - Backflow preventer (EN 1717: EB-type) in appliance connection outlet
  - Grease chamber head part
- Hose screw connection
- Spacer

Technical data
- Material: Brass, conform to German drinking water regulations
- Surface: Chrome
- Connection: DN 10 G 3/8 IG
- Outlet: DN 20 G 3/4 AG
- Safety device, conforms to EN 1717: EB

PU: 1, W: 0,41 kg/Piece **03 342 06 99**

Recommended associated articles
- Anti-vacuum device 28 602 06 99 Page 307, 316

Note
- Discontinued article, as long as stocks last
- Together with anti-vacuum device: HP safety combination (EN 1717).

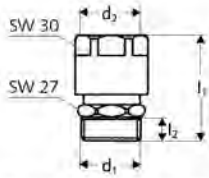

DN	d_1	d_2	l_1	l_2	SW
20	G ¾	G ¾	48,5	9,6	30
15	G ½	G ½	46,5	8,7	25

Anti-vacuum device
Flow form, version C

For installing on appliance connection fittings with backflow preventer, without anti-vacuum device.

Technical data
- Material: Brass, conform to German drinking water regulations
- Surface: Chrome
- Safety device, conforms to EN 1717: HB
- Certificates: DIN-DVGW

Connection: DN 20 G 3/4 AG, Outlet: DN 20 G 3/4 IG
PU: 1, W: 0,14 kg/Piece **28 602 06 99**

Connection: DN 15 G 1/2 AG, Outlet: DN 15 G 1/2 IG
PU: 1, W: 0,12 kg/Piece **28 612 06 99**

Note
- Together with appliance connection fittings with backflow preventer HP safety combination (EN 1717).

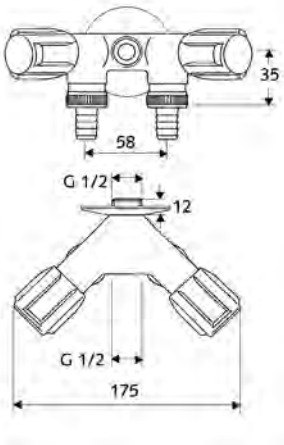

Product description	Article number

AC double valve COMFORT

Auxiliary connection double valve. With COMFORT handles and grease chamber head parts.

Scope of delivery
- Auxiliary connection double valve
  - 2 COMFORT handles
  - 2 backflow preventers (EN 1717: EB-type)
  - Internal thread G 1/2 IG
  - 2 grease chamber head parts
- 2 hose screw connections
- Rosette Ø 54 mm (depth 3 mm)

Technical data
- Material: Brass, conform to German drinking water regulations
- Surface: Chrome
- Connection: DN 15 G 1/2 AG
- Outlet: 2 hose screw connections Ø 14.5 mm (DN 20 G 3/4 AG), Internal thread G 1/2 IG
- Safety device, conforms to EN 1717: EB

PU: 1, W: 0,74 kg/Piece **03 368 06 99**

Recommended associated articles
- Anti-vacuum device 28 602 06 99 Page 307, 316

Note
- Together with anti-vacuum device: HP safety combination (EN 1717).

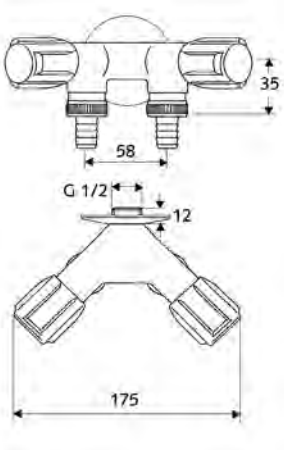

AC double valve COMFORT

Auxiliary connection double valve. With COMFORT handles and grease chamber head parts.

Scope of delivery
- Auxiliary connection double valve
  - 2 COMFORT handles
  - 2 backflow preventers (EN 1717: EB-type)
  - 2 grease chamber head parts
- 2 hose screw connections
- Rosette Ø 54 mm (depth 3 mm)

Technical data
- Material: Brass, conform to German drinking water regulations
- Surface: Chrome
- Connection: DN 15 G 1/2 AG
- Outlet: 2 hose screw connections Ø 14.5 mm (DN 20 G 3/4 AG)
- Safety device, conforms to EN 1717: EB
- Certificates: ACS

PU: 1, W: 0,74 kg/Piece **03 366 06 99**

Recommended associated articles
- Anti-vacuum device 28 602 06 99 Page 307, 316

Note
- Together with anti-vacuum device: HP safety combination (EN 1717).

Product description	Article number

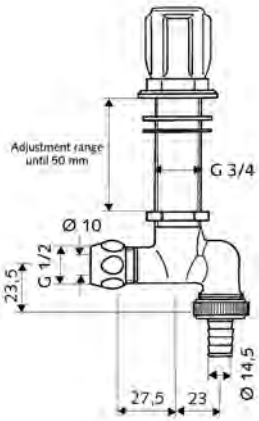

Sink valve COMFORT

With COMFORT handle and grease chamber head part.

Scope of delivery
- Sink valve
  - COMFORT handle
- Hose screw connection
- High-tensile brass cone compression connection
- Seals
- Screw-type rosette

Technical data
- Material: Brass, conform to German drinking water regulations
- Surface: Chrome
- shaft diameter: 28 mm
- Adjustment range: 1 - 50 mm
- Connection: Ø 10 mm (DN 15 G 1/2 AG)
- Outlet: Hose screw connection Ø 14.5 mm (DN 20 G 3/4 AG)

With Backflow preventer
Safety device, conforms to EN 1717: EB,
Certificates: ACS
PU: 1, W: 0,56 kg/Piece — **03 500 06 99**

With Backflow preventer and Anti-vacuum device
Safety device, conforms to EN 1717: HD
PU: 1, W: 0,67 kg/Piece — **03 502 06 99**

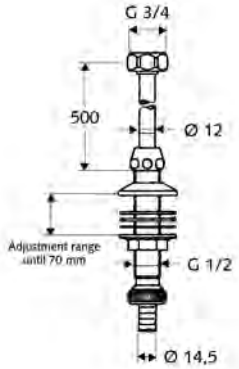

Flusher set

Scope of delivery
- Sink set
  - Union nut G 3/4 IG
- Hose screw connection
- Seals
- Screw-type rosette Ø 43 mm
- Copper pipe Ø 12 mm x 500 mm

Technical data
- Material: Brass, conform to German drinking water regulations, Copper
- Surface: Chrome
- shaft diameter: 22 mm
- Adjustment range: 1 - 70 mm
- Connection: Union nut G 3/4 IG
- Outlet: Hose screw connection Ø 14.5 mm (DN 20 G 3/4 AG)

PU: 1, W: 0,45 kg/Piece — **03 908 06 99**

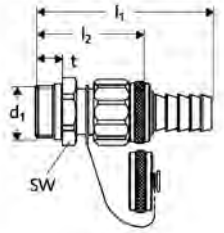

DN	d_1	l_1 min.	l_1 max.	l_2 min.	l_2 max.	t	d_2	SW
15	G ½	65	68,5	39	42,5	10,5	14,5	24

R + D spindle valve

Scope of delivery
- Spindle valve
  - ASAG (Self-sealing connection thread)
  - Cap with chain
- Hose screw connection

Technical data
- Max. Operating pressure: 10 bar
- Max. operating temperature: 90 °C
- Material: Brass, conform to German drinking water regulations
- Connection: DN 15 G 1/2 AG with ASAG
- Outlet: Hose screw connection Ø 14.5 mm (M 21 x 1.5)

Surface: Brass
PU: 50, W: 0,12 kg/Piece — **13 932 00 99**

Surface: Matt chrome
PU: 50, W: 0,12 kg/Piece — **13 932 03 99**

Product description	Article number

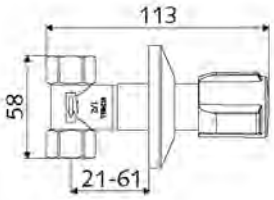

Concealed valve DN 15

With shut-off and regulating function.

Scope of delivery
- Concealed spindle valve
  - COMFORT handle
  - Non-rising head part
  - Push rod
  - Maintenance-free spindle seal
- Protective cap
- Push rosette Ø 65 mm

Technical data
- Max. Operating pressure: 10 bar, • Max. operating temperature: 85 °C
- Material: Brass, conform to German drinking water regulations, • Surface: Chrome
- Installation depth: 0 - 40 mm
- Connection: DN 15 G 1/2 IG, • Outlet: DN 15 G 1/2 IG
- Certificates: P-IX 28893/II
- Noise class: II

PU: 1, W: 0,35 kg/Piece **19 114 06 99**

Recommended associated articles
- Extension set for concealed valves 22 240 00 99 Page 311, 386

Note
- Temperature-resistant, conform to EN 1213.
- Also suitable for heating installations.

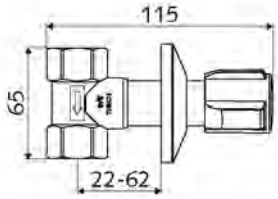

Concealed valve DN 20

With shut-off and regulating function.

Scope of delivery
- Concealed spindle valve
  - COMFORT handle
  - Non-rising head part
  - Push rod
  - Maintenance-free spindle seal
- Protective cap, • Push rosette Ø 65 mm

Technical data
- Max. Operating pressure: 10 bar, • Max. operating temperature: 85 °C
- Material: Brass, conform to German drinking water regulations, • Surface: Chrome
- Installation depth: 0 - 40 mm
- Connection: DN 20 G 3/4 IG, • Outlet: DN 20 G 3/4 IG
- Certificates: P-IX 28893/II
- Noise class: II

PU: 1, W: 0,46 kg/Piece **19 115 06 99**

Recommended associated articles
- Extension set for concealed valves 22 240 00 99 Page 311, 386

Note
- Temperature-resistant, conform to EN 1213.
- Also suitable for heating installations.

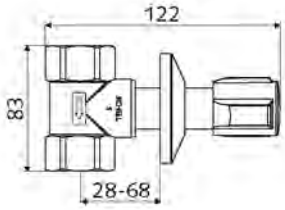

Concealed valve DN 25

With shut-off and regulating function.

Scope of delivery
- Concealed spindle valve
  - COMFORT handle
  - Non-rising head part
  - Push rod
  - Maintenance-free spindle seal
- Protective cap, • Push rosette Ø 65 mm

Technical data
- Max. Operating pressure: 10 bar, • Max. operating temperature: 85 °C
- Material: Brass, conform to German drinking water regulations, • Surface: Chrome
- Installation depth: 0 - 40 mm
- Connection: DN 25 G 1 IG, • Outlet: DN 25 G 1 IG
- Certificates: P-IX 28893/II
- Noise class: II

PU: 1, W: 0,66 kg/Piece **19 116 06 99**

Recommended associated articles
- Extension set for concealed valves 22 240 00 99 Page 311, 386

Note
- Temperature-resistant, conform to EN 1213.
- Also suitable for heating installations.

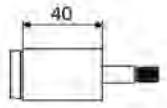

Product description	Article number	
Extension set for concealed valves Extension 40 mm, non-rising spindle. **Technical data** • Material: Brass • Surface: Chrome		
PU: 1, W: 0,10 kg/Piece	**22 240 00 99**	

Recommended associated articles
- Concealed valve DN 15 19 114 06 99 Page 310, 387 or
- Concealed valve DN 20 19 115 06 99 Page 310, 387 or
- Concealed valve DN 25 19 116 06 99 Page 310, 387

.

.

Product description	Article number

Sanitary head part COMFORT

With COMFORT handle and grease chamber head part.

Scope of delivery
- Sanitary head part
  - COMFORT handle
  - Backflow preventer (EN 1717: EB-type)
  - Grease chamber head part

Technical data
- Material: Parts in contact with water Brass, conform to German drinking water regulations
- Surface: Chrome
- Safety device, conforms to EN 1717: EB

Connection: DN 10 G 3/8 AG **PU: 1, W: 0,06 kg/Piece**	**22 131 06 99**
Connection: DN 15 G 1/2 AG **PU: 1, W: 0,09 kg/Piece**	**22 132 06 99**

Sanitary head part with three-cornered tap handle

With blue marking for cold water.

Scope of delivery
- Sanitary head part
  - Three-cornered tap handle
  - Backflow preventer (EN 1717: EB-type)

Technical data
- Material: Parts in contact with water Brass, conform to German drinking water regulations
- Surface: Chrome
- Safety device, conforms to EN 1717: EB

Connection: DN 10 G 3/8 AG **PU: 1, W: 0,07 kg/Piece**	**22 032 06 99**
Connection: DN 15 G 1/2 AG **PU: 1, W: 0,10 kg/Piece**	**22 033 06 99**

Sanitary head part

Grease chamber head part with snap-on bush and backflow preventer.

Scope of delivery
- Sanitary head part
  - Backflow preventer (EN 1717: EB-type)
- Snap-on bush

Technical data
- Material: Brass, conform to German drinking water regulations
- Surface: Brass
- Safety device, conforms to EN 1717: EB

Connection: DN 10 G 3/8 AG **PU: 1, W: 0,05 kg/Piece**	**22 138 00 99**
Connection: DN 15 G 1/2 AG **PU: 1, W: 0,07 kg/Piece**	**22 139 00 99**

Discontinued article, as long as stocks last.

Product description	Article number
Grip head part **Scope of delivery** • Head part - Backflow preventer (EN 1717: EB-type) **Technical data** • Material: Parts in contact with water Brass, conform to German drinking water regulations • Surface: Chrome • Safety device, conforms to EN 1717: EB	
Connection: DN 15 G 1/2 AG **PU: 1, W: 0,07 kg/Piece**	**22 016 06 99**
Connection: DN 20 G 3/4 AG **PU: 1, W: 0,13 kg/Piece**	**22 017 06 99**

Socket wrench head part

Technical data
• Material: Parts in contact with water Brass, conform to German drinking water regulations
• Surface: Chrome
• spanner size 4-sided: 6 mm
• Connection: DN 15 G 1/2 AG

PU: 1, W: 0,07 kg/Piece	**22 019 06 99**

Necessary associated articles
• Socket wrench 78 218 03 99 Page 303, 386

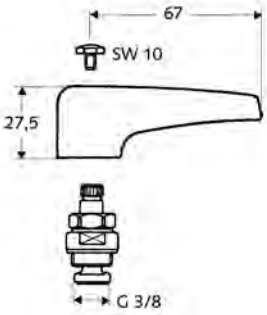

Special head part

Technical data
• Material: Parts in contact with water Brass, conform to German drinking water regulations
• Connection: DN 10 G 3/8 AG

PU: 1, W: 0,05 kg/Piece	**22 208 00 99**
With Lever handle **Material: Actuation Plastic** **PU: 1, W: 0,06 kg/Piece**	**22 209 06 99**

In connection with
• Draw-off valve 03 425 06 99 Page 303

Sealing cap with chain and sealing disc

For securing valves/fittings.

Technical data
• Material: Brass, Plastic
• Surface: Brass

Connection: G 3/4 IG **PU: 25, W: 0,02 kg/Piece**	**25 801 00 99**
Connection: G 1 IG **PU: 25, W: 0,04 kg/Piece**	**25 802 00 99**

Product description	Article number

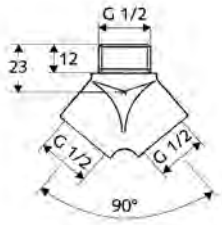

Y-piece

For single tap points.

Scope of delivery
- Y-piece

Technical data
- Material: Brass, conform to German drinking water regulations
- Surface: Chrome
- Connection: DN 15 G 1/2 AG
- Outlet: 2x DN 15 G 1/2 IG
- Certificates: ACS

PU: 25, W: 0,10 kg/Piece **44 402 06 99**

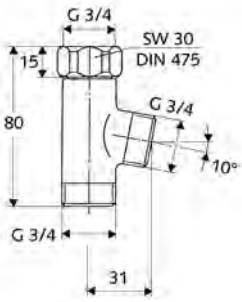

T-piece

For auxiliary connection/sink valves. With union nut G 3/4.

Technical data
- Material: Brass, conform to German drinking water regulations
- Surface: Chrome
- Connection: Union nut DN 20 G 3/4 IG
- Outlet: 2x DN 20 G 3/4 AG

PU: 25, W: 0,25 kg/Piece **27 088 06 99**

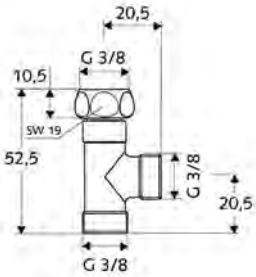

T-piece

For auxiliary connection/sink valves. With union nut G 3/8.

Technical data
- Material: Brass, conform to German drinking water regulations
- Surface: Chrome
- Connection: Union nut DN 10 G 3/8 IG
- Outlet: 2x DN 10 G 3/8 AG

PU: 1, W: 0,07 kg/Piece **27 028 06 99**

Product description	Article number

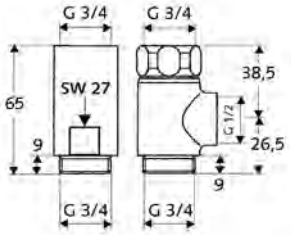

T-piece and spacer

T-piece with union nut for quick installation.

Scope of delivery
- T-piece
- Spacer

Technical data
- Material: Brass, conform to German drinking water regulations
- Surface: Chrome
- Connection: Union nut DN 20 G 3/4 IG, DN 20 G 3/4 IG
- Outlet: 2x DN 20 G 3/4 AG (bottom), DN 20 G 3/4 AG, DN 20 G 1/2 IG (right)

PU: 20, W: 0,43 kg/Piece **04 101 06 99**

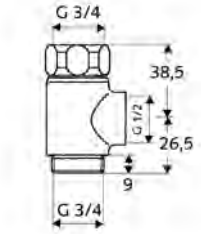

T-piece with union nut

T-piece with union nut for quick installation.

Scope of delivery
- T-piece

Technical data
- Material: Brass, conform to German drinking water regulations
- Surface: Chrome
- Connection: Union nut DN 20 G 3/4 IG
- Outlet: DN 20 G 3/4 AG (bottom), DN 20 G 1/2 IG (right)

PU: 25, W: 0,21 kg/Piece **27 015 06 99**

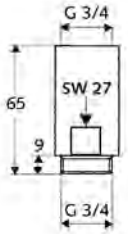

Spacer

Scope of delivery
- Spacer

Technical data
- Material: Brass, conform to German drinking water regulations
- Surface: Chrome
- length: 65 mm
- Connection: DN 20 G 3/4 AG
- Outlet: DN 20 G 3/4 IG

PU: 25, W: 0,20 kg/Piece **27 014 06 99**

HB

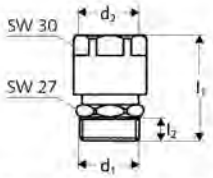

DN	d_1	d_2	l_1	l_2	SW
20	G ¾	G ¾	48,5	9,6	30
15	G ½	G ½	46,5	8,7	25

Product description	Article number
Anti-vacuum device **Flow form, version C** For installing on appliance connection fittings with backflow preventer, without anti-vacuum device. **Technical data** • Material: Brass, conform to German drinking water regulations • Surface: Chrome • Safety device, conforms to EN 1717: HB • Certificates: DIN-DVGW	
Connection: DN 20 G 3/4 AG, Outlet: DN 20 G 3/4 IG **PU: 1, W: 0,14 kg/Piece**	**28 602 06 99**
Connection: DN 15 G 1/2 AG, Outlet: DN 15 G 1/2 IG **PU: 1, W: 0,12 kg/Piece**	**28 612 06 99**

Note
• Together with appliance connection fittings with backflow preventer HP safety combination (EN 1717).

HD

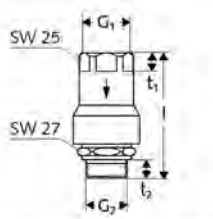

DN	G_1	t_1	SW_1	G_2	t_2	l
15	G ½	7,5	25	G ½	9,6	65
20	G ¾	7,5	30	G ¾	8,7	65

Anti-vacuum device
Flow form from top to bottom
Combined with backflow preventer. For downwards hose connection.

Scope of delivery
- Anti-vacuum device (EN 1717: HB-type)
- Backflow preventer (EN 1717: EB-type)

Technical data
• Material: Brass, conform to German drinking water regulations
• Surface: Chrome
• Safety device, conforms to EN 1717: HD

Connection: DN 15 G 1/2 IG, Outlet: DN 15 G 1/2 AG **PU: 1, W: 0,19 kg/Piece**	**28 617 06 99**
Connection: DN 20 G 3/4 IG, Outlet: DN 20 G 3/4 AG **PU: 1, W: 0,24 kg/Piece**	**28 618 06 99**

Product description	Article number

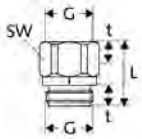

DN	G	t	L	SW
15	G ½	9	28	24
20	G ¾	9	28	28

Backflow preventer
Flow form

Technical data
- Material: Brass, conform to German drinking water regulations
- Surface: Chrome
- Safety device, conforms to EN 1717: EB

Connection: DN 15 G 1/2 IG, Outlet: DN 15 G 1/2 AG
PU: 1, W: 0,05 kg/Piece **28 503 06 99**

Connection: DN 20 G 3/4 IG, Outlet: DN 20 G 3/4 AG
PU: 1, W: 0,10 kg/Piece **28 504 06 99**

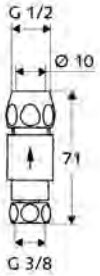

Single backflow preventer
Flow form from bottom to top

For angle valves.

Scope of delivery
- Backflow preventer
  - Union nut G 3/8 IG
- High-tensile brass cone compression connection with length compensation

Technical data
- Material: Brass, conform to German drinking water regulations
- Surface: Chrome
- Connection: Union nut DN 10 G 3/8 IG
- Outlet: Ø 10 mm (DN 10 G 1/2 AG)
- Safety device, conforms to EN 1717: EB

PU: 1, W: 0,16 kg/Piece **28 505 06 99**

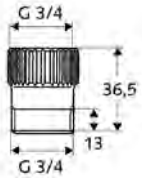

Hose burst protection valve

Technical data
- Material: Brass, conform to German drinking water regulations
- Surface: Chrome
- Connection: DN 20 G 3/4 IG
- Outlet: DN 20 G 3/4 AG

PU: 1, W: 0,08 kg/Piece **28 605 06 99**

Note
- Shut-off function if connection hose bursts or slips off with a flow volume of >18 l/min.

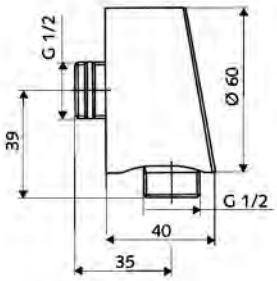

Product description	Article number
Wall connection elbow PURIS Design version. **Scope of delivery** • Wall connection elbow - Designer cover - Backflow preventer (EN 1717: EB-type) **Technical data** • Material: Housing Plastic; Parts in contact with water Brass, conform to German drinking water regulations • Surface: Chrome • Connection: DN 15 G 1/2 AG with ASAG easy • Outlet: DN 15 G 1/2 AG • Safety device, conforms to EN 1717: EB	
PU: 1, W: 0,19 kg/Piece	**06 469 06 99**

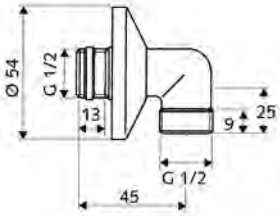

Wall connection elbow

Standard version.

Scope of delivery
- Wall connection elbow
  - ASAG easy (Self-sealing connection thread)
  - Long push rod
- Push rosette Ø 54 mm

Technical data
- Material: Brass, conform to German drinking water regulations
- Surface: Chrome
- Connection: DN 15 G 1/2 AG with ASAG easy
- Outlet: DN 15 G 1/2 AG

PU: 10, W: 0,10 kg/Piece **06 463 06 99**

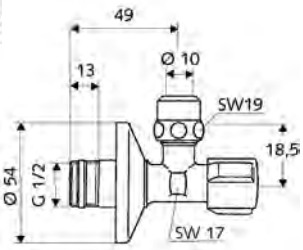

Angle valve with regulating function COMFORT

With COMFORT handle. Double backflow preventer. For fittings with extensible hand shower.

Scope of delivery
- Angle valve
  - COMFORT handle
  - double backflow preventer (EN 1717: ED-type)
  - ASAG easy (Self-sealing connection thread)
  - Long push rod
- High-tensile brass cone compression connection with length compensation
- Push rosette Ø 54 mm

Technical data
- Material: Brass, conform to German drinking water regulations
- Surface: Chrome
- Connection: DN 15 G 1/2 AG with ASAG easy
- Outlet: Ø 10 mm (DN 10 G 3/8 AG)
- Certificates: ACS, Belgaqua, NF

PU: 1, W: 0,15 kg/Piece **05 276 06 99**

EB HD

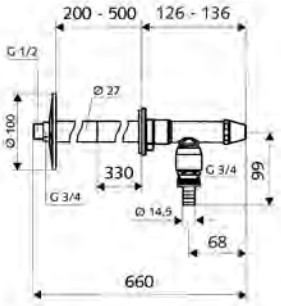

Product description	Article number

Frost-resistant outdoor tap POLAR II set

Kit for conduit installation during preliminary building work. Frost-safe valve seat in masonry for wall thicknesses of 200-500 mm.

Scope of delivery
- Frost-resistant outdoor tap
  - Conduit with integrated valve seat
  - Fitting housing with lockable head part and COMFORT operating handle
  - Long valve shaft
- Hose screw connection
- Protective pipe
- Installation plug
- Cut-to-length gauges
- Anti-twist wall rosette with internal thread for inside wall
- Anti-twist wall rosette with internal thread for outside wall
- Fastening material

Technical data
- Material: Brass, conform to German drinking water regulations
- Surface: Matt chrome
- hole diameter: 38 mm
- Connection: DN 15 G 1/2 AG
- Outlet: Hose screw connection Ø 14.5 mm (DN 20 G 3/4 AG)
- Noise class: II

With Backflow preventer
Safety device, conforms to EN 1717: EB,
Certificates: P-IX 19319/II
PU: 1, W: 1,77 kg/Piece — **03 997 03 99**

With Backflow preventer and Anti-vacuum device
Safety device, conforms to EN 1717: HD,
Certificates: P-IX 19319/II, DVGW, Belgaqua
PU: 1, W: 1,92 kg/Piece — **03 998 03 99**

BELGAQUA

Recommended associated articles

For protection against unauthorised release of water
- COMFORT handle SECUR 48 006 06 99 Page 293

EB HD

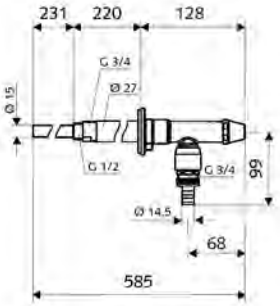

Frost-resistant outdoor tap POLAR II

Complete tap for subsequent installation. Frost-safe valve seat 200 mm from front edge of facade. Automatic ventilation of the inside pipe with each closing operation.

Scope of delivery
- Frost-resistant outdoor tap
  - Conduit with integrated valve seat
  - Fitting housing with lockable head part and COMFORT operating handle
  - Long valve shaft
- Hose screw connection
- Protective pipe
- Installation plug
- Cut-to-length gauges
- Anti-twist wall rosette with internal thread for outside wall
- Anti-twist wall rosette with internal thread for inside wall
- Fastening material

Technical data
- Material: Brass, conform to German drinking water regulations
- Surface: Matt chrome
- hole diameter: 38 mm
- Connection: DN 15 G 1/2 AG
- Outlet: Hose screw connection Ø 14.5 mm (DN 20 G 3/4 AG)
- Noise class: II

With Backflow preventer
Safety device, conforms to EN 1717: EB,
Certificates: P-IX 19319/II
PU: 1, W: 1,41 kg/Piece — **03 995 03 99**

With Backflow preventer and Anti-vacuum device
Safety device, conforms to EN 1717: HD,
Certificates: P-IX 19319/II, DVGW, Belgaqua
PU: 1, W: 1,56 kg/Piece — **03 996 03 99**

BELGAQUA

Recommended associated articles

For protection against unauthorised release of water
- COMFORT handle SECUR 48 006 06 99 Page 293

4 Angle valves

	Product information	322 - 325
40	Design angle valves / Siphons	326 - 334
41	Angle valves / Special angle valves	336 - 347
	- SCHELL Quick system	348 - 349
	- Sampling angle valve	350 - 351
	- Sampling valve PROBFIX	350
	- Angle valve thermostat	352 - 353
	- Pressure Balance Valve PBV	354 - 355
42	Inclined-seat valves	343
43	Screw connection / Single parts	356 - 365
44	Copper pipes	366 - 371
45	Flexible hoses	372 - 373
47	Water meter angle valves / Accessories	374
48	Wall connection elbows	335

SCHELL angle valve with regulating function COMFORT

The original »Made in Germany«.

700.000.000 angle valves. **200** product versions. **70** years of experience.

- Product spectrum, unique and wide.
- All standards are fulfilled.
- Drinking water hygiene is ensured.
- Dependable delivery and reliability of the market leader.

Self-sealing connection thread of the second generation (ASAG easy)

Flexible and simultaneously, reliable outflow

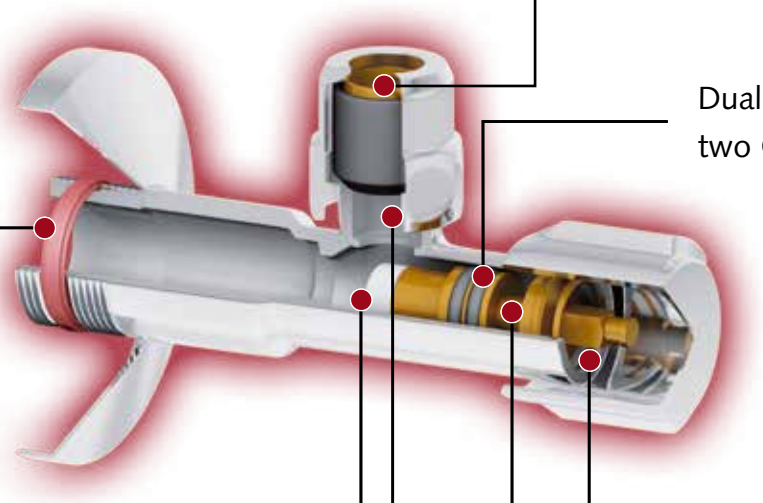

Dual sealed with two O-Rings

Noise class I, the lowest-noise category

Dual sealed spindle due to compression and circlip

Tested for durable seal

Long-lasting ease of movement by grease chamber head part

Made in Germany – reliable – safe – highest quality

SCHELL

There are many reasons which speak for SCHELL's brand quality. The most impressive reason: more than 700 million installed angle valves und appliance connection fittings are the best proof that craftsmen, designers and architects have been relying on Europe's No. 1 and on quality »Made in Germany« for generations.

Convince yourself.

Good reasons for brand quality from Europe's No. 1

1 Maximum drinking water hygiene.

Our name stands for "health responsibility". Therefore, meeting the highest hygiene standards for drinking and process water is a matter of course for us. For example, when manufacturing our products we only use materials suitable for drinking water. Nickel and lead contamination in drinking water due to inferior brass alloys? Not a trace with SCHELL. And by means of our solutions, such as our sampling angle valves for checking drinking water we provide everything which you can expect from a manufacturer of high-quality hygiene systems.



2 Simple installation, operation and maintenance.

Uncompromising quality pays off, especially regarding assembly and operation. Smart features, such as the pre-assembled thread beading, the self-sealing connection thread ASAG easy, the double O-ring seal, the grease chamber or the cone compression connection with length compensation, enable an especially quick and safe assembly – as well as extra easy operation even after years of use. All these factors make our angle valves and appliance connection fittings practically maintenance-free.



That is now provided by the patented ASAG easy from SCHELL:

- Easy and quick mounting
- Hygienic installation without hemp or other sealing aid
- Easy alignment of the screwed in fitting

3 Sustainability & long service life.

Our angle valves and appliance connection fittings are also exemplary regarding their sustainability and long service life. Not only do they save up to 40% water due to innovative design solutions, but they also guarantee a fine adjustment of cold and warm water. This means that no warm water is wasted and, as a result, there are also no unnecessary CO_2 emissions, which damage the environment. Once installed, SCHELL products have always boasted a long service life, thanks to selected and high-quality materials. For generations.

4 Appealing design.

The right quality, the right technology, the right choice. And the design? That is right, too! Because our products are also visually appealing. How do you benefit? From the assurance that SCHELL can provide the right design solution for every interior and every taste.

Example: Design angle valve QUAD

5 A wide product range which is unrivalled.

When it comes to angle valves and appliance connection fittings, SCHELL, with its more than 200 product versions, can offer you a product range which has an unrivalled extent. Solutions with filter function or backflow preventers, flow restrictors or sampling valves, whether lockable or with an inclined seat, and many more – SCHELL can always provide you with a product which meets your individual requirements and wishes.



Overview of angle valves

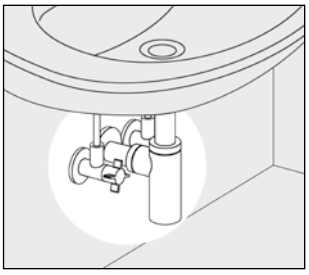

Use	SCHELL products	Page
Design angle valves with regulating function WING / 4WING / STILE **Angle valve with regulating function PINT**	EDITION PURIS Angle valve design sleeve RONDO / CLASSIC QUAD WING / 4WING / STILE PINT	326 330 330 331 328 332 - 333 334

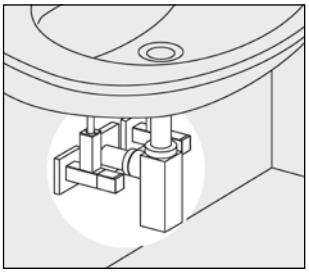

Use	SCHELL products	Page
Design-Siphon EDITION **Design-Siphon QUAD** • High-quality design siphons • Easy to fit with push on connection pipe	EDITION QUAD	326 328

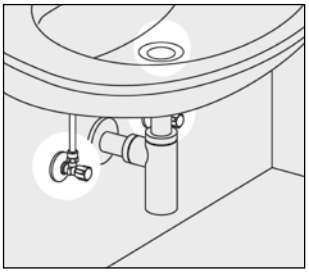

Use	SCHELL products	Page
Regulating angle valves For bath, kitchen and industry **Wash basin drain valves** For wash basins with and without overflow opening **Regulating angle valves COMFORT Eco** **SCHELL flow restrictor for angle valves**	Angle valves with regulating funct. COMFORT Angle valves with regulating function with double backflow preventer QUICK-System	336 - 339 337 348 - 349 327 / 329 344 345

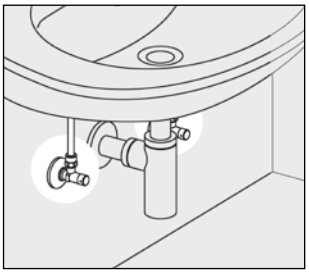

Use	SCHELL products	Page
Special angle valves For bath, kitchen and industry **Inclined-seat valves** page 343	• with draining connection • with 2 outlets • with secured operation • with adjustable screw connection • with brass compression ring • with sanitary head part • water-meter angle valves	338 338 339 - 340 341 341 342 374

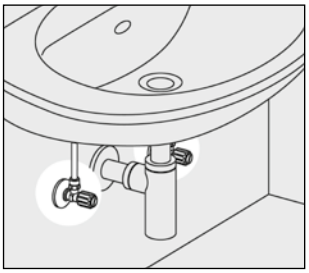

Use	SCHELL products	Page
Electronics / self-closing taps and other high-grade fittings series **Regulating angle valve with normal filter** • with brass compression ring G 1/2 Ø 12 mm and Ø 15 mm	Angle valves with filter	346 - 347 347

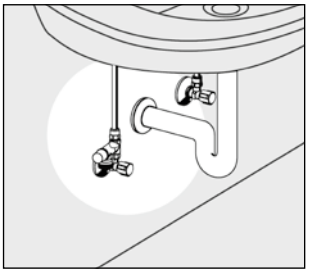

Use	SCHELL products	Page
Sampling valve • sampling valve for installation on angle valves with G 3/8 external thread outlet (ideal for retro king water sampling acc. to DIN ISO 19 458.	Sampling angle valve Sampling valve PROBFIX Sampling pipe	350 350 351

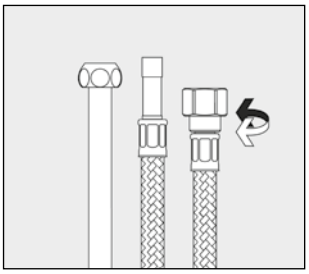

Copper pipes and flexible hoses **Clean-Fix S / Clean-Flex S** **Hygienic, sage, easy to use** • Inliner out of **super flexible, uncured, novel HD-PE-Compound** • High buckling safety, higher flow rate • Tested concerning microbiological limit values (W 270	Copper pipes Flexible hoses • Clean-Fix S / Clean-Flex S super flexibel	366 - 371 372 - 373

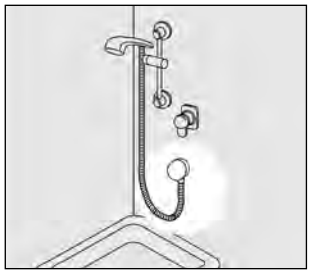

Use		SCHELL products	Page
Bath / kitchen / cellar Protection of fittings with hose connections		Safety fittings	
SCHELL wall connection elbow PURIS		SCHELL wall connection elbow, for showers and over rim tub filler Design-pattern	335

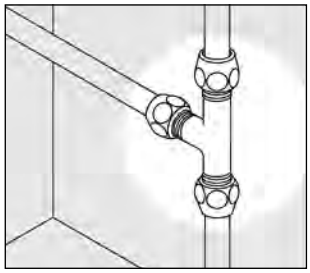

	Fitting connection element	Installation elements	356
		• With compression screw connection	357
		• Screw connection with external thread	357
		• Screw connection with internal thread	357
	Chrome fittings	• Double screw connection	357
		• Angle screw connection	358 - 359
		• T-screw connection	360
		• Wall mounting discs	361

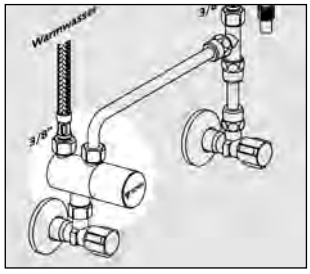

	Angle valve thermostat **Ideal protection against scalding and Legionella (W 551) for retrofitting** • Option of thermostatic disinfection • For public, semi-public and commercial sanitary rooms • Accessories: SCHELL connection set for angle valve thermostat	352 - 353 353
	Pressure Balance Valve PBV • The Pressure Balance Valve (PBV) equalizes the different pressure of cold and warm water in front of taps and fittings to a uniform level of pressure.	354 - 355

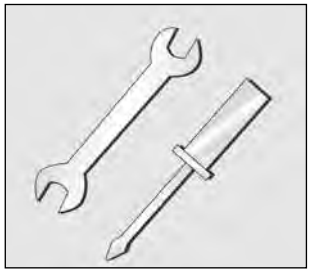

Technical information

Even when restricted, **SCHELL regulating angle valves** always meet the requirements of noise class I.

SCHELL brass cone compression connection
Secure brass cone connection to copper pipes and flexible hoses.

The symbol for fittings out of dezincification-resistant brass.

Installation and maintenance are provided in the SCHELL installation manuals under
the corresponding article by www.schell.eu. The SCHELL „General installation conditions“ apply..

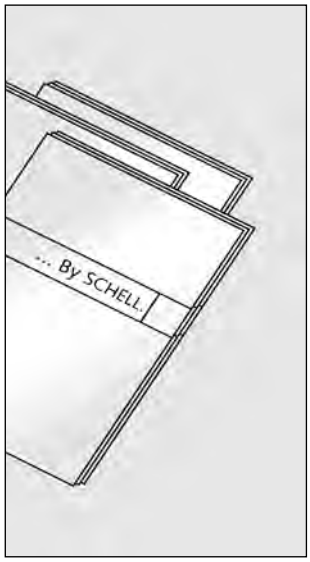

Information, brochures: If necessary, please request further information on the angle valve program.

- Brochure angle valves, order no. 95 448 00 99
- Draw-off tap BIBCOCK, order no. 95 209 00 99
- Space-saving appliance connection valve, order no. 96 275 00 99
- Angle valve COMFORT PT with temperature sensor, order no. 96 252 00 99
- Regulating angle valve COMFORT with filter, order no. 96 261 00 99

Drinking Water Ordinance

DIN 3227

UBA POSITIVE LIST

SCHELL sanitary fittings comply with the Drinking Water Ordinance.

For decades, brass has been the approved material in the sanitary industry.

High-quality base materials and modern manufacturing processes guarantee the well-known SCHELL quality.

The materials used by SCHELL conform to the requirements of the current publication of the Drinking Water Ordinance of 2012. The elastomer materials conform to the KTW (Guideline for Hygienic Assessment of Organic Materials in Contact with Drinking Water) and W 270 requirements. The metallic materials that come into contact with drinking water conform to the current UBA (Federal Environment Agency) list, insofar as publicized. Drinking water protection is guaranteed by DIN 1988-100 (“Codes of practice for drinking water installations”) and EN 1717.

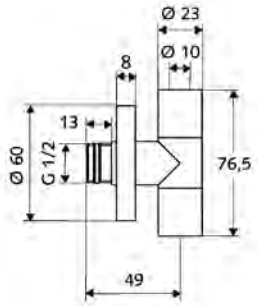

Product description	Article number
Design angle valve EDITION Design: sieger design. According to DIN 3227. **Scope of delivery** • Designer angle valve - Polished brass body - Brass cover for actuation and outlet - ASAG easy (Self-sealing connection thread) - Grease chamber head part - Push rod • High-tensile brass cone compression connection with length compensation • Rosette Ø 60 mm **Technical data** • Material: Brass, conform to German drinking water regulations • Surface: Chrome • Connection: DN 15 G 1/2 AG with ASAG easy • Outlet: Ø 10 mm (DN 10 G 3/8 AG) • Certificates: P-IX 229/IA, ACS, NF • Noise class: I • Flow class: A	
PU: 1, W: 0,27 kg/Piece	**05 320 06 99**

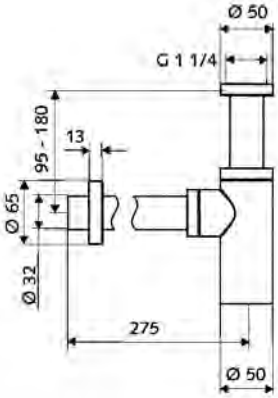

Design angle valve set EDITION

Design: sieger design. Connecting set for wash basins.

Scope of delivery

2x Design angle valve EDITION (05 320 06 99)
- Designer angle valve
  - Polished brass body
  - Brass cover for actuation and outlet
  - ASAG easy (Self-sealing connection thread), - Grease chamber head part
  - Push rod
- High-tensile brass cone compression connection with length compensation
- Rosette Ø 60 mm

1x Design siphon EDITION (01 429 06 99)
- Designer siphon
  - Cleaning aperture with O-ring seal, - Plastic plunger
- Brass rosette with slide ring

Technical data

Design angle valve EDITION (05 320 06 99)
- Material: Brass, conform to German drinking water regulations, • Surface: Chrome
- Connection: DN 15 G 1/2 AG with ASAG easy, • Outlet: Ø 10 mm (DN 10 G 3/8 AG)
- Certificates: P-IX 229/IA, ACS, NF, SVGW
- Noise class: I, • Flow class: A

Design siphon EDITION (01 429 06 99)
- Material: Brass
- Surface: Chrome

Recommended associated articles

For wash basins with large installation depth
- Siphon drain pipe long 01 448 06 99 Page 327, 329

PU: 1, W: 2,31 kg/Set	**05 321 06 99**

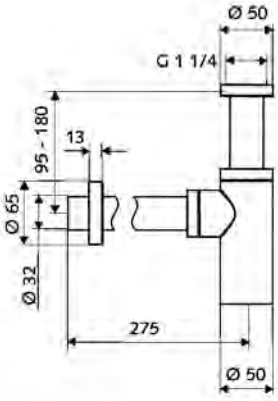

Design siphon EDITION

Pluggable connection for drain pipe for easy installation. Version conform to DIN 274.

Scope of delivery
- Designer siphon
  - Cleaning aperture with O-ring seal
  - Plastic plunger
- Brass rosette with slide ring

Technical data
- Material: Brass
- Surface: Chrome

PU: 1, W: 1,28 kg/Piece	**01 429 06 99**

Recommended associated articles

For wash basins with large installation depth
- Siphon drain pipe long 01 448 06 99 Page 327, 329

Product description	Article number

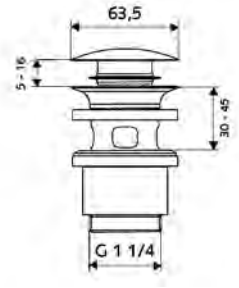

Wash basin outlet valve PUSH OPEN

Lockable outlet valve G 1 1/4 AG with pressure closure. For wash basins with overflow drain.

Scope of delivery
- Outlet valve with sealing parts

Technical data
- Material: Brass
- Surface: Chrome
- Connection: G 1 1/4 AG
- Outflow capacity: 20 l/min

PU: 1, W: 0,43 kg/Piece **02 000 06 99**

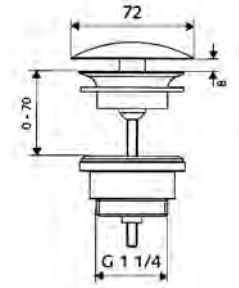

Wash basin outlet valve OPEN

Non-lockable outlet valve G 1 1/4 AG universal. For wash basins.

Scope of delivery
- Outlet valve with sealing parts

Technical data
- Material: Brass
- Surface: Chrome
- Connection: G 1 1/4 AG
- Outflow capacity: 20 l/min

PU: 1, W: 0,38 kg/Piece **02 002 06 99**



Siphon drain pipe long

For wash basins with large installation depth.

Technical data
- Material: Brass
- Surface: Chrome
- construction length: 400 mm
- diameter: 32 mm
- wall thickness: 1 mm

PU: 1, W: 0,25 kg/Piece **01 448 06 99**

In connection with
- Design siphon EDITION 01 429 06 99 Page 326 or
- Design siphon QUAD 01 505 06 99 Page 328 or
- Design angle valve set EDITION 05 321 06 99 Page 326

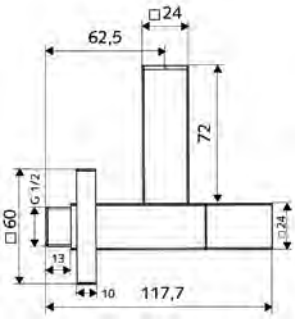

Product description	Article number

Design angle valve QUAD

Covered outlet connection and covered cone compression connection for connecting flexible connection hoses/copper pipes. With sanitary grease chamber head part. According to DIN 3227.

Scope of delivery
- Designer angle valve
  - Solid operating handle
  - Polished brass body
  - Grease chamber head part
  - Push rod
- High-tensile brass cone compression connection with length compensation
- Solid metal rosette with slide ring

Technical data
- Material: Brass, conform to German drinking water regulations
- Surface: Chrome
- Connection: DN 15 G 1/2 AG
- Outlet: Ø 10 mm (DN 10 G 3/8 AG)
- Certificates: P-IX 757/IA, ACS
- Noise class: I
- Flow class: A

PU: 1, W: 0,58 kg/Piece **05 362 06 99**

Recommended associated articles
- Design siphon QUAD 01 505 06 99 Page 328
- Wash basin outlet valve QUAD PUSH OPEN 02 001 06 99 Page 329 or
- Wash basin outlet valve QUAD OPEN 02 003 06 99 Page 329

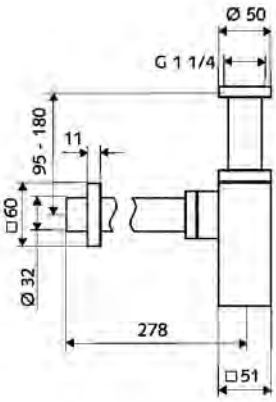

Design siphon QUAD

Pluggable connection for drain pipe for easy installation. Version conform to DIN 274.

Scope of delivery
- Designer siphon
  - Cleaning aperture with O-ring seal
  - Plastic plunger
- Brass rosette with slide ring

Technical data
- Material: Brass
- Surface: Chrome
- Connection: G 1 1/4 IG
- Outlet: Ø 32 mm

PU: 1, W: 1,45 kg/Piece **01 505 06 99**

Recommended associated articles
- Design angle valve QUAD 05 362 06 99 Page 328
- Wash basin outlet valve QUAD PUSH OPEN 02 001 06 99 Page 329 or
- QUAD PUSH wash basin outlet valve 02 003 06 99 Page 329

For wash basins with large installation depth
- Siphon drain pipe long 01 448 06 99 Page 327, 329

Product description	Article number

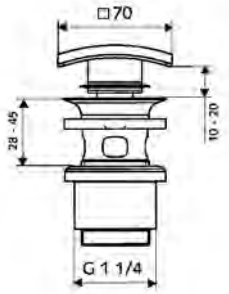

Wash basin outlet valve QUAD PUSH OPEN

Lockable outlet valve with pressure closure for wash basins with overflow drain.

Scope of delivery
- Outlet valve
- Seals

Technical data
- Material: Brass
- Surface: Chrome
- Outlet: G 1 1/4 AG
- Outflow capacity: 20 l/min

PU: 1, W: 0,52 kg/Piece **02 001 06 99**

Recommended associated articles
- Design angle valve QUAD 05 362 06 99 Page 328
- Design siphon QUAD 01 505 06 99 Page 328

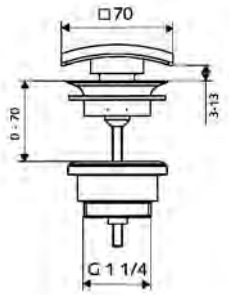

Wash basin outlet valve QUAD OPEN

Non-lockable universal outlet valve for wash basins.

Scope of delivery
- Outlet valve
- Seals

Technical data
- Material: Brass
- Surface: Chrome
- Outlet: G 1 1/4 AG
- Outflow capacity: 20 l/min

PU: 1, W: 0,40 kg/Piece **02 003 06 99**

Recommended associated articles
- Design angle valve QUAD 05 362 06 99 Page 328
- Design siphon QUAD 01 505 06 99 Page 328



Siphon drain pipe long

For wash basins with large installation depth.

Technical data
- Material: Brass
- Surface: Chrome
- construction length: 400 mm
- diameter: 32 mm
- wall thickness: 1 mm

PU: 1, W: 0,25 kg/Piece **01 448 06 99**

In connection with
- Design siphon EDITION 01 429 06 99 Page 326 or
- Design siphon QUAD 01 505 06 99 Page 328 or
- Design angle valve set EDITION 05 321 06 99 Page 326

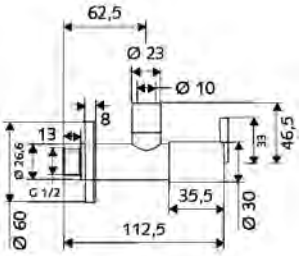

Product description	Article number

Design angle valve PURIS

Covered outlet connection and covered cone compression connection for connecting flexible connection hoses/copper pipes. With sanitary grease chamber head part. According to DIN 3227.

Scope of delivery
- Designer angle valve
  - Polished brass body
  - Grease chamber head part
  - Long push rod
- High-tensile brass cone compression connection with length compensation
- Push rosette Ø 60 mm

Technical data
- Material: Brass, conform to German drinking water regulations
- Surface: Chrome
- Connection: DN 15 G 1/2 AG
- Outlet: Ø 10 mm (DN 10 G 3/8 AG)
- Certificates: P-IX 757/IA, ACS, NF
- Noise class: I
- Flow class: A

PU: 1, W: 0,56 kg/Piece **05 311 06 99**

Recommended associated articles

For installation with flexible connection hoses
- Angle valve design sleeve 23 062 06 99 Page 330 or
- Angle valve design sleeve 23 063 06 99 Page 330

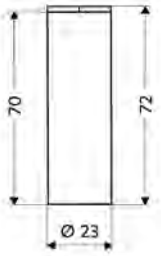

Angle valve design sleeve

Covers the screw connection when connecting flexible fitting hoses.

Scope of delivery
- Designer cover
  - Two-part cover
  - Screw adapter G 3/8 IG

Technical data
- Material: Brass
- Surface: Chrome
- construction length: 70 mm
- Connection: DN 10 G 3/8 IG

PU: 1, W: 0,06 kg/Piece **23 062 06 99**

In connection with
- Design angle valve set EDITION 05 321 06 99 Page 326 or
- Design angle valve EDITION 05 320 06 99 Page 326 or
- Design angle valve PURIS 05 311 06 99 Page 330

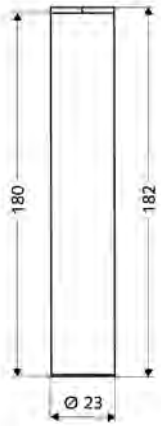

Angle valve design sleeve

Covers the screw connection when connecting flexible fitting hoses.

Scope of delivery
- Designer cover
  - Two-part cover
  - Screw adapter G 3/8 IG

Technical data
- Material: Brass
- Surface: Chrome
- construction length: 180 mm
- Connection: DN 10 G 3/8 IG

PU: 1, W: 0,13 kg/Piece **23 063 06 99**

In connection with
- Design angle valve set EDITION 05 321 06 99 Page 326 or
- Design angle valve EDITION 05 320 06 99 Page 326 or
- Design angle valve PURIS 05 311 06 99 Page 330

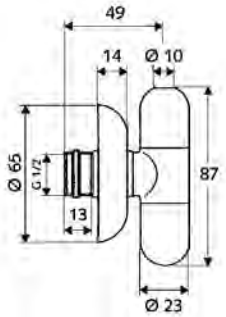

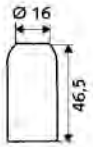

Product description	Article number

Angle valve with regulating function RONDO

Covered outlet connection and covered cone compression connection for connecting flexible connection hoses/copper pipes. According to DIN 3227.

Scope of delivery
- Angle valve
  - Cover for outlet (for flexible hose with pipe stub)
  - Cover for outlet (for DN 10 pipe)
  - Polished brass body
  - ASAG easy (Self-sealing connection thread)
  - Grease chamber head part
  - Long push rod
- High-tensile brass cone compression connection with length compensation
- Plastic push rosette Ø 65 mm with slide ring

Technical data
- Material: Brass, conform to German drinking water regulations, Coating special plastic
- Surface: Chrome
- Connection: DN 15 G 1/2 AG with ASAG easy
- Outlet: Ø 10 mm (DN 10 G 3/8 AG)
- Certificates: P-IX 229/IA, ACS, NF
- Noise class: I
- Flow class: A

PU: 10, W: 0,26 kg/Piece **05 152 06 99**

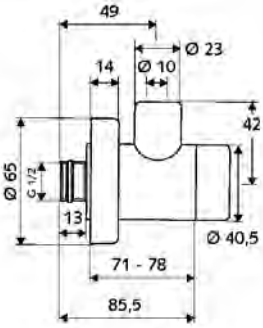

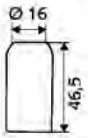

Angle valve with regulating function CLASSIC

Covered outlet connection and covered cone compression connection for connecting flexible connection hoses/copper pipes. According to DIN 3227.

Scope of delivery
- Angle valve
  - Cover for outlet (for flexible hose with pipe stub)
  - Cover for outlet (for DN 10 pipe)
  - Polished brass body
  - ASAG easy (Self-sealing connection thread)
  - Long push rod
- High-tensile brass cone compression connection with length compensation
- Push rosette Ø 65 mm

Technical data
- Material: Brass, conform to German drinking water regulations, Coating special plastic
- Surface: Chrome
- Connection: DN 15 G 1/2 AG
- Outlet: Ø 10 mm (DN 10 G 3/8 AG)
- Certificates: P-IX 212/IA, ACS, NF
- Noise class: I
- Flow class: A

PU: 10, W: 0,20 kg/Piece **05 172 06 99**

Product description	Article number

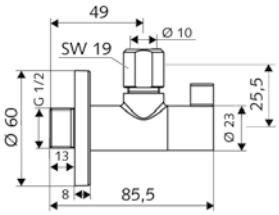

Design angle valve with regulating function WING

According to DIN 3227.

Scope of delivery
- Designer angle valve
  - Polished brass body
  - Push rod
- High-tensile brass cone compression connection with length compensation
- Push rosette Ø 60 mm

Technical data
- Material: Brass, conform to German drinking water regulations; Actuation Plastic
- Surface: Chrome
- Connection: DN 15 G 1/2 AG
- Outlet: Ø 10 mm (DN 10 G 3/8 AG)
- Certificates: P-IX 212/IA, ACS, WRAS
- Noise class: I
- Flow class: A

PU: 1, W: 0,22 kg/Piece **05 392 06 99**



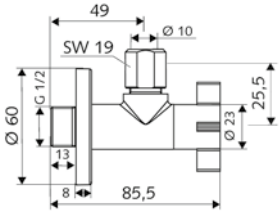

Design angle valve with regulating function 4WING

According to DIN 3227.

Scope of delivery
- Designer angle valve
  - Polished brass body
  - Push rod
- High-tensile brass cone compression connection with length compensation
- Push rosette Ø 60 mm

Technical data
- Material: Brass, conform to German drinking water regulations; Actuation Plastic
- Connection: DN 15 G 1/2 AG
- Outlet: Ø 10 mm (DN 10 G 3/8 AG)
- Certificates: P-IX 212/IA, ACS, WRAS
- Noise class: I
- Flow class: A

PU: 1, W: 0,22 kg/Piece **05 393 06 99**

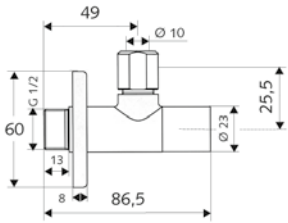

Design angle valve with regulating function STILE

Covered valve actuation. According to DIN 3227.

Scope of delivery
- Designer angle valve
  - Polished brass body
  - Cover for actuation
  - Push rod
- High-tensile brass cone compression connection with length compensation
- Push rosette Ø 60 mm

Technical data
- Material: Brass, conform to German drinking water regulations
- Surface: Chrome
- Connection: DN 15 G 1/2 AG
- Outlet: Ø 10 mm (DN 10 G 3/8 AG)
- Certificates: P-IX 212/IA, ACS, WRAS
- Noise class: I
- Flow class: A

PU: 1, W: 0,22 kg/Piece **05 376 06 99**

Product description	Article number



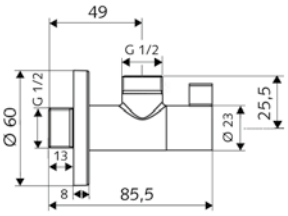

Design angle valve with regulating function WING

According to DIN 3227.

Scope of delivery
- Designer angle valve
  - Push rod
- Push rosette Ø 60 mm

Technical data
- Material: Brass, conform to German drinking water regulations; Actuation Plastic
- Surface: Chrome
- Connection: DN 15 G 1/2 AG
- Outlet: DN 15 G 1/2 AG
- Certificates: P-IX 212/IA, ACS, WRAS
- Noise class: I
- Flow class: A

PU: 1, W: 0,18 kg/Piece **05 398 06 99**



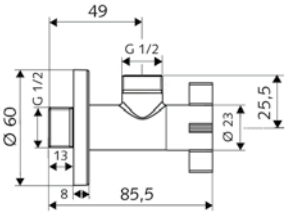

Design angle valve with regulating function 4WING

According to DIN 3227.

Scope of delivery
- Designer angle valve
  - Polished brass body
  - Push rod
- Push rosette Ø 60 mm

Technical data
- Material: Brass, conform to German drinking water regulations; Actuation Plastic
- Surface: Chrome
- Connection: DN 15 G 1/2 AG
- Outlet: DN 15 G 1/2 AG
- Certificates: P-IX 212/IA, ACS, WRAS
- Noise class: I
- Flow class: A

PU: 1, W: 0,19 kg/Piece **05 399 06 99**

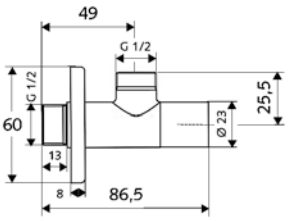

Design angle valve with regulating function STILE

Covered valve actuation. According to DIN 3227.

Scope of delivery
- Designer angle valve
  - Polished brass body
  - Cover for actuation
  - Push rod
- Push rosette Ø 60 mm

Technical data
- Material: Brass, conform to German drinking water regulations
- Surface: Chrome
- Connection: DN 15 G 1/2 AG
- Outlet: DN 15 G 1/2 AG
- Certificates: P-IX 212/IA, ACS, WRAS
- Noise class: I
- Flow class: A

PU: 1, W: 0,20 kg/Piece **05 377 06 99**

Product description	Article number



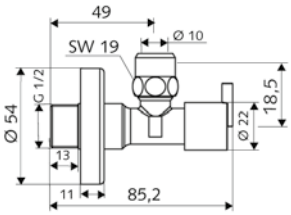

Angle valve with regulating function PINT

Design handle. According to DIN 3227.

Scope of delivery
- Angle valve
  - Designer handle
  - Polished brass body
  - Long push rod
- High-tensile brass cone compression connection with length compensation
- Push rosette Ø 54 mm

Technical data
- Material: Brass, conform to German drinking water regulations; Actuation Plastic
- Surface: Chrome
- Connection: DN 15 G 1/2 AG
- Outlet: Ø 10 mm (DN 10 G 3/8 AG)
- Certificates: P-IX 212/IA, ACS, WRAS
- Noise class: I
- Flow class: A

PU: 1, W: 0,14 kg/Piece **05 390 06 99**

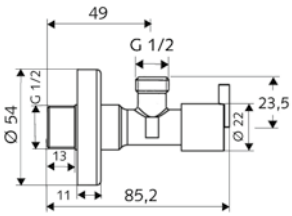

Angle valve with regulating function PINT

Design handle. According to DIN 3227.

Scope of delivery
- Angle valve
  - Designer handle
  - Polished brass body
  - Long push rod
- Push rosette Ø 54 mm

Technical data
- Material: Brass, conform to German drinking water regulations; Actuation Plastic
- Surface: Chrome
- Connection: DN 15 G 1/2 AG
- Outlet: DN 15 G 1/2 AG
- Certificates: P-IX 212/IA, ACS, WRAS
- Noise class: I
- Flow class: A

PU: 1, W: 0,12 kg/Piece **05 396 06 99**



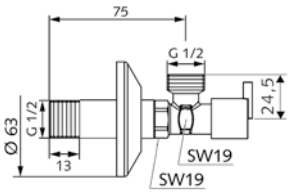

Angle valve with regulating function PINT

Design handle. According to DIN 3227.

Scope of delivery
- Angle valve (long version)
  - Designer handle
  - Polished brass body
  - Long push shaft 44.5 mm
- Push rosette Ø 63 mm

Technical data
- Material: Brass, conform to German drinking water regulations; Actuation Plastic
- Surface: Chrome
- Connection: DN 15 G 1/2 AG
- Outlet: DN 15 G 1/2 AG
- Certificates: P-IX 212/IA, ACS, WRAS
- Noise class: I
- Flow class: A

PU: 1, W: 0,19 kg/Piece **05 419 06 99**

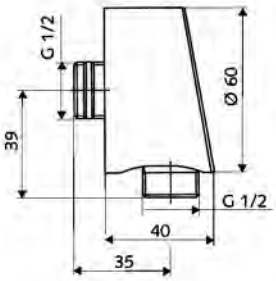

Product description	Article number
Wall connection elbow PURIS Design version. **Scope of delivery** • Wall connection elbow - Designer cover - Backflow preventer (EN 1717: EB-type) **Technical data** • Material: Housing Plastic; Parts in contact with water Brass, conform to German drinking water regulations • Surface: Chrome • Connection: DN 15 G 1/2 AG with ASAG easy • Outlet: DN 15 G 1/2 AG • Safety device, conforms to EN 1717: EB	
PU: 1, W: 0,19 kg/Piece	**06 469 06 99**

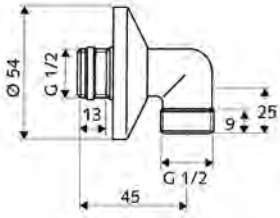

Wall connection elbow Standard version. **Scope of delivery** • Wall connection elbow - ASAG easy (Self-sealing connection thread) - Long push rod • Push rosette Ø 54 mm **Technical data** • Material: Brass, conform to German drinking water regulations • Surface: Chrome • Connection: DN 15 G 1/2 AG with ASAG easy • Outlet: DN 15 G 1/2 AG	
PU: 10, W: 0,10 kg/Piece	**06 463 06 99**

Product description	Article number	



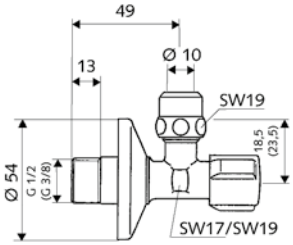

geprüft nach DIN 3227

kiwa

Angle valve with regulating function COMFORT

With COMFORT handle. According to DIN 3227.

Scope of delivery
- Angle valve
  - COMFORT handle
  - Long push rod
- High-tensile brass cone compression connection with length compensation
- Push rosette Ø 54 mm

Technical data
- Material: Brass, conform to German drinking water regulations
- Surface: Chrome
- Outlet: Ø 10 mm (DN 10 G 3/8 AG)
- Noise class: I, • Flow class: A

Connection: DN 10 G 3/8 AG, Certificates: P-IX 212/IA, DIN-DVGW, ACS, WRAS PU: 100, W: 0,14 kg/Piece	**04 906 06 99**	WRAS
Connection: DN 15 G 1/2 AG, Certificates: P-IX 212/IA, DIN-DVGW, ACS, NF, SVGW, WRAS PU: 100, W: 0,13 kg/Piece	**04 907 06 99**	WRAS
Connection: DN 10 G 3/8 AG, Certificates: P-IX 212/IA, ACS, KIWA PU: 100, W: 0,14 kg/Piece	**05 095 06 99**	

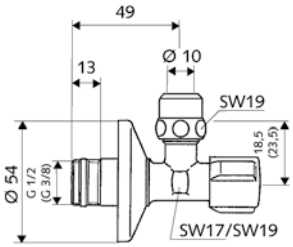

geprüft nach DIN 3227

kiwa

Angle valve with regulating function COMFORT

With COMFORT handle. According to DIN 3227.

Scope of delivery
- Angle valve
  - COMFORT handle, - ASAG easy (Self-sealing connection thread), - Long push rod
- High-tensile brass cone compression connection with length compensation, • Push rosette Ø 54 mm

Technical data
- Material: Brass, conform to German drinking water regulations, • Surface: Chrome
- Outlet: Ø 10 mm (DN 10 G 3/8 AG)
- Noise class: I, • Flow class: A

Connection: DN 10 G 3/8 AG with ASAG easy, Certificates: P-IX 212/IA, DIN-DVGW, ACS, NF, WRAS PU: 10, W: 0,14 kg/Piece	**04 916 06 99**	WRAS
Connection: DN 15 G 1/2 AG with ASAG easy, Certificates: P-IX 212/IA, DIN-DVGW, ACS, NF, WRAS PU: 100, W: 0,13 kg/Piece	**04 917 06 99**	WRAS
Connection: DN 10 G 3/8 AG with ASAG easy, Certificates: P-IX 212/IA, ACS, KIWA PU: 100, W: 0,14 kg/Piece	**05 098 06 99**	
Material: Dezincification-resistant brass, Connection: DN 15 G 1/2 AG with ASAG easy, Certificates: P-IX 212/IA, DIN-DVGW, ACS, WRAS PU: 100, W: 0,15 kg/Piece	**05 252 06 99**	WRAS

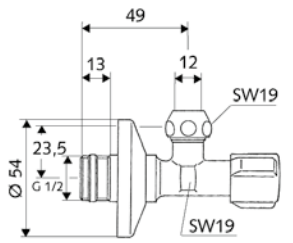

geprüft nach DIN 3227

Angle valve with regulating function COMFORT

With COMFORT handle. According to DIN 3227.

Scope of delivery
- Angle valve
  - COMFORT handle
  - ASAG easy (Self-sealing connection thread)
  - Long push rod
- High-tensile brass cone compression connection
- Push rosette Ø 54 mm

Technical data
- Material: Brass, conform to German drinking water regulations
- Surface: Chrome
- Connection: DN 15 G 1/2 AG with ASAG easy
- Outlet: Ø 12 mm (DN 15 G 1/2 AG)
- Certificates: P-IX 212/IA, DIN-DVGW, ACS, NF, WRAS
- Noise class: I
- Flow class: A

PU: 10, W: 0,16 kg/Piece	**04 915 06 99**	WRAS

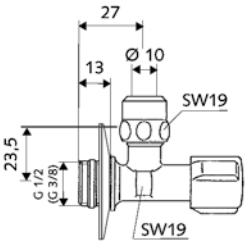

geprüft nach DIN 3227

Product description	Article number	
Angle valve with regulating function COMFORT With COMFORT handle. Short version. According to DIN 3227. **Scope of delivery** • Angle valve (short version) - COMFORT handle • High-tensile brass cone compression connection with length compensation • Rosette Ø 54 mm (depth 3 mm) **Technical data** • Material: Brass, conform to German drinking water regulations • Surface: Chrome • Outlet: Ø 10 mm (DN 10 G 3/8 AG) • Noise class: I • Flow class: A		
With ASAG easy (Self-sealing connection thread) **Connection: DN 10 G 3/8 AG with ASAG easy,** **Certificates: P-IX 212/IA, DIN-DVGW, ACS, NF, WRAS** **PU: 50, W: 0,10 kg/Piece**	**04 911 06 99**	WRAS
With ASAG easy (Self-sealing connection thread) **Connection: DN 15 G 1/2 AG with ASAG easy,** **Certificates: P-IX 212/IA, DIN-DVGW, ACS, NF, WRAS** **PU: 50, W: 0,11 kg/Piece**	**04 912 06 99**	WRAS
Connection: DN 10 G 3/8 AG, **Certificates: P-IX 212/IA, DIN-DVGW, ACS, NF, WRAS** **PU: 50, W: 0,11 kg/Piece**	**04 902 06 99**	WRAS
With ASAG easy (Self-sealing connection thread) **Connection: DN 10 G 3/8 AG with ASAG easy,** **Certificates: P-IX 212/IA, ACS, KIWA** **PU: 50, W: 0,10 kg/Piece**	**05 097 06 99**	
Connection: DN 15 G 1/2 AG, **Certificates: P-IX 212/IA, DIN-DVGW, ACS, NF, WRAS** **PU: 50, W: 0,11 kg/Piece**	**04 903 06 99**	WRAS

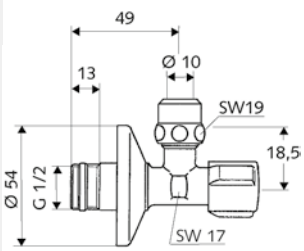

Angle valve with regulating function COMFORT

With COMFORT handle. Double backflow preventer. For fittings with extensible hand shower.

Scope of delivery
- Angle valve
  - COMFORT handle
  - double backflow preventer (EN 1717: ED-type)
  - ASAG easy (Self-sealing connection thread)
  - Long push rod
- High-tensile brass cone compression connection with length compensation
- Push rosette Ø 54 mm

Technical data
- Material: Brass, conform to German drinking water regulations
- Surface: Chrome
- Connection: DN 15 G 1/2 AG with ASAG easy
- Outlet: Ø 10 mm (DN 10 G 3/8 AG)
- Certificates: ACS, Belgaqua, NF

PU: 1, W: 0,15 kg/Piece	**05 276 06 99**

Product description	Article number

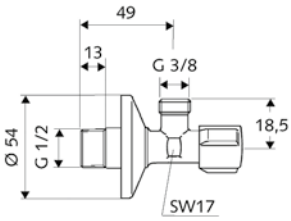

geprüft nach DIN 3227

entzinkungsbeständig dezinkification resistant

Angle valve with regulating function COMFORT

With COMFORT handle. According to DIN 3227.

Scope of delivery
- Angle valve
  - COMFORT handle, - Long push rod
- Push rosette Ø 54 mm

Technical data
- Surface: Chrome
- Connection: DN 15 G 1/2 AG, • Outlet: DN 10 G 3/8 AG
- Noise class: I, • Flow class: A

Material: Brass, conform to German drinking water regulations, Certificates: P-IX 212/IA, DIN-DVGW, ACS, NF, SVGW, WRAS PU: 1, W: 0,11 kg/Piece	**05 212 06 99**
Material: DZR brass, Certificates: P-IX 212/IA PU: 1, W: 0,11 kg/Piece	**05 435 06 99**

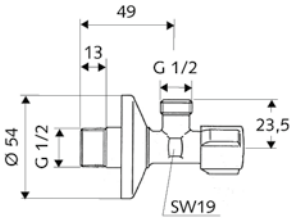

geprüft nach DIN 3227

entzinkungsbeständig dezinkification resistant

Angle valve with regulating function COMFORT

With COMFORT handle. According to DIN 3227.

Scope of delivery
- Angle valve
  - COMFORT handle, - Long push rod
- Push rosette Ø 54 mm

Technical data
- Surface: Chrome
- Connection: DN 15 G 1/2 AG, • Outlet: DN 15 G 1/2 AG
- Noise class: I, • Flow class: A

Material: Brass, conform to German drinking water regulations, Certificates: P-IX 212/IA, DIN-DVGW, ACS, NF, SVGW, WRAS PU: 1, W: 0,13 kg/Piece	**05 217 06 99**
Material: DZR brass, Certificates: P-IX 212/IA PU: 1, W: 0,13 kg/Piece	**05 436 06 99**

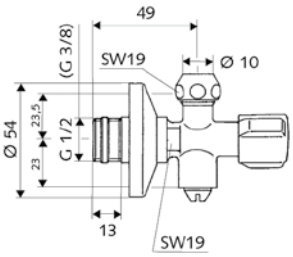

Angle valve COMFORT

With COMFORT handle. With draining connections as drain option in case of frost. According to DIN 3227.

Scope of delivery
- Angle valve
  - COMFORT handle
  - Drain stub
  - ASAG easy (Self-sealing connection thread)
  - Long push rod
- High-tensile brass cone compression connection
- Push rosette Ø 54 mm

Technical data
- Material: Brass, conform to German drinking water regulations
- Surface: Chrome
- Connection: DN 15 G 1/2 AG with ASAG easy
- Outlet: Ø 10 mm (DN 10 G 3/8 AG)
- Certificates: ACS

PU: 50, W: 0,16 kg/Piece	**04 925 06 99**

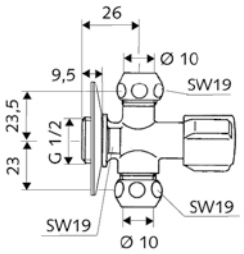

Angle valve COMFORT

With COMFORT handle. Two outlets. According to DIN 3227.

Scope of delivery
- Angle valve
  - COMFORT handle
- 2 high-tensile brass cone compression connections
- Rosette Ø 54 mm (depth 3 mm)

Technical data
- Material: Brass, conform to German drinking water regulations
- Surface: Chrome
- Connection: DN 15 G 1/2 AG
- Outlet: 2x Ø 10 mm (DN 10 G 3/8 AG)
- Certificates: ACS, NF

PU: 10, W: 0,13 kg/Piece	**04 991 06 99**

Product description	Article number

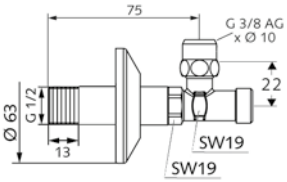

geprüft nach DIN 3227

Discontinued article, as long as stocks last.

Angle valve with regulating function with safe actuation

For protection against unauthorised actuation. According to DIN 3227.

Scope of delivery
- Angle valve (long version)
  - Safe actuation
  - Long push shaft 44.5 mm
- High-tensile brass cone compression connection with length compensation
- Push rosette Ø 63 mm

Technical data
- Material: Brass, conform to German drinking water regulations
- Surface: Chrome
- Connection: DN 15 G 1/2 AG
- Outlet: Ø 10 mm (DN 10 G 3/8 AG)
- Certificates: P-IX 212/IA, DIN-DVGW, ACS, SVGW
- Noise class: I
- Flow class: A

PU: 1, W: 0,20 kg/Piece **05 406 06 99**



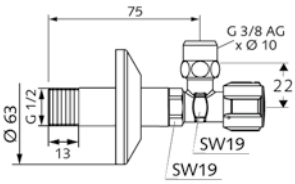

geprüft nach DIN 3227

Angle valve with regulating function COMFORT

With COMFORT handle. According to DIN 3227.

Scope of delivery
- Angle valve (long version)
  - COMFORT handle
  - Long push shaft 44.5 mm
- High-tensile brass cone compression connection with length compensation
- Push rosette Ø 63 mm

Technical data
- Material: Brass, conform to German drinking water regulations
- Surface: Chrome
- Connection: DN 15 G 1/2 AG
- Outlet: Ø 10 mm (DN 10 G 3/8 AG)
- Certificates: P-IX 212/IA, DIN-DVGW, ACS, SVGW, WRAS
- Noise class: I
- Flow class: A

PU: 1, W: 0,20 kg/Piece **05 407 06 99**

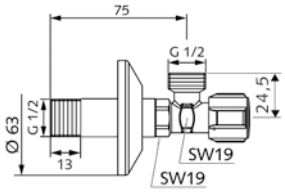

Discontinued article, as long as stocks last.

Angle valve with regulating function COMFORT

With COMFORT handle. According to DIN 3227.

Scope of delivery
- Angle valve (long version)
  - COMFORT handle
  - Long push shaft 44.5 mm
- Push rosette Ø 63 mm

Technical data
- Material: Brass, conform to German drinking water regulations
- Surface: Chrome
- Connection: DN 15 G 1/2 AG
- Outlet: DN 15 G 1/2 AG
- Certificates: P-IX 212/IA, ACS, WRAS
- Noise class: I
- Flow class: A

PU: 1, W: 0,19 kg/Piece **05 418 06 99**

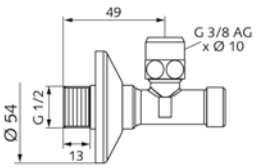

geprüft nach DIN 3227

Angle valve with regulating function with safe actuation

For protection against unauthorised actuation. According to DIN 3227.

Scope of delivery
- Angle valve
  - Safe actuation
  - Long push rod
- High-tensile brass cone compression connection with length compensation
- Push rosette Ø 54 mm

Technical data
- Material: Brass, conform to German drinking water regulations
- Surface: Chrome
- Connection: DN 15 G 1/2 AG
- Outlet: Ø 10 mm (DN 10 G 3/8 AG)
- Certificates: P-IX 212/IA, DIN-DVGW, ACS, SVGW, WRAS
- Noise class: I
- Flow class: A

PU: 1, W: 0,13 kg/Piece **05 405 06 99**

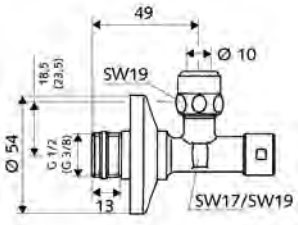

Product description	Article number
Angle valve with regulating function with safe actuation For protection against unauthorised actuation. According to DIN 3227. **Scope of delivery** • Angle valve - Safe actuation - ASAG easy (Self-sealing connection thread) - Long push rod • High-tensile brass cone compression connection with length compensation • Push rosette Ø 54 mm **Technical data** • Material: Brass, conform to German drinking water regulations • Surface: Chrome • Outlet: Ø 10 mm (DN 10 G 3/8 AG) • Noise class: I • Flow class: A	
Connection: DN 15 G 1/2 AG with ASAG easy, **Certificates: P-IX 212/IA, ACS** **PU: 50, W: 0,15 kg/Piece**	**04 945 06 99**
Connection: DN 10 G 3/8 AG with ASAG easy, **Certificates: P-IX 212/IA, ACS, KIWA** **PU: 1, W: 0,14 kg/Piece**	**05 100 06 99**

kiwa

Product description	Article number

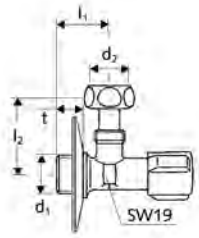

	DN	d_1	d_2	l_1	t	l_2
05 033	10	G 3/8	G 3/8	27	13	38
05 034	15	G 1/2	G 3/8	27	13	38

Angle valve with regulating function COMFORT

With COMFORT handle. Adjustable screw connection for high suspended cisterns. Short version.

Scope of delivery
- Angle valve (short version)
  - COMFORT handle
- Rosette Ø 54 mm (depth 3 mm)

Technical data
- Material: Brass, conform to German drinking water regulations
- Surface: Chrome
- Outlet: Union nut DN 10 G 3/8 IG
- Certificates: P-IX 212/IA, ACS, NF
- Noise class: I
- Flow class: A

Connection: DN 10 G 3/8 AG
PU: 50, W: 0,10 kg/Piece — **05 033 06 99**

Connection: DN 15 G 1/2 AG
PU: 50, W: 0,11 kg/Piece — **05 034 06 99**

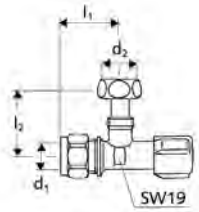

	DN	d_1	d_2	l_1	l_2
05 045	15	15	G 1/8	37	38
05 047	15	15	G 1/2	37	38

Angle valve with regulating function COMFORT

With COMFORT handle. Adjustable screw connection for high suspended cisterns.

Scope of delivery
- Angle valve (short version)
  - COMFORT handle
  - Brass compression fitting (connection)

Technical data
- Material: Brass, conform to German drinking water regulations
- Surface: Chrome
- Connection: Brass compression fitting Ø 15 (DN 15 G 1/2 AG)
- Noise class: I
- Flow class: A

Outlet: Union nut DN 10 G 3/8 IG,
Certificates: P-IX 212/IA, ACS, KIWA
PU: 50, W: 0,14 kg/Piece — **05 045 06 99**

Outlet: Union nut DN 15 G 1/2 IG,
Certificates: P-IX 212/IA, ACS
PU: 50, W: 0,15 kg/Piece — **05 047 06 99**

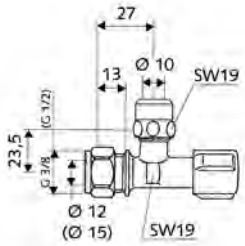

kiwa

Angle valve with regulating function COMFORT

With COMFORT handle. Short version.

Scope of delivery
- Angle valve (short version)
  - COMFORT handle
- High-tensile brass cone compression connection with length compensation

Technical data
- Material: Brass, conform to German drinking water regulations
- Surface: Chrome
- Outlet: Ø 10 mm (DN 10 G 3/8 AG)
- Certificates: P-IX 212/IA, ACS, KIWA
- Noise class: I
- Flow class: A

Connection: Brass compression fitting Ø 12 (DN 10 G 3/8 AG)
PU: 50, W: 0,11 kg/Piece — **05 039 06 99**

Connection: Brass compression fitting Ø 15 (DN 15 G 1/2 AG)
PU: 1, W: 0,14 kg/Piece — **05 040 06 99**

Product description	Article number

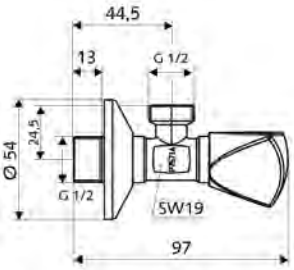

Angle valve with regulating function

With three-cornered tap handle. According to DIN 3227.

Scope of delivery
- Angle valve
  - Three-cornered tap handle
  - Long push rod
- Push rosette Ø 54 mm

Technical data
- Material: Brass, conform to German drinking water regulations
- Surface: Chrome
- Connection: DN 15 G 1/2 AG
- Outlet: DN 15 G 1/2 AG
- Certificates: P-IX 757/IA, ACS
- Noise class: I
- Flow class: A

PU: 1, W: 0,24 kg/Piece **05 346 06 99**

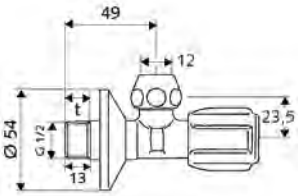

Discontinued article, as long as stocks last.

Angle valve COMFORT

With COMFORT handle and sanitary head part. According to DIN 3227.

Scope of delivery
- Angle valve
  - COMFORT handle
  - Sanitary head part DN 10 G 3/8
  - Long push rod
- High-tensile brass cone compression connection
- Push rosette Ø 54 mm

Technical data
- Material: Brass, conform to German drinking water regulations
- Surface: Chrome
- Connection: DN 15 G 1/2 AG
- Outlet: Ø 12 mm (DN 15 G 1/2 AG)
- Certificates: ACS

PU: 1, W: 0,22 kg/Piece **09 656 06 99**

Angle valve set COMFORT

According to DIN 3227.

Scope of delivery
- Angle valve
  - COMFORT handle
  - ASAG easy (Self-sealing connection thread)
  - Long push rod
- 2 high-tensile brass cone compression connections
- Push rosette Ø 54 mm
- Copper pipe Ø 10 mm x 180 mm

Technical data
- Material: Angle valve Brass, conform to German drinking water regulations; Pipe Copper
- Surface: Chrome
- Connection: DN 10 G 3/8 AG with ASAG easy, • Outlet: DN 10 G 3/8 AG
- Certificates: P-IX 212/IA, ACS, NF
- Noise class: I, • Flow class: A

PU: 1, W: 0,19 kg/Piece **05 020 06 99**

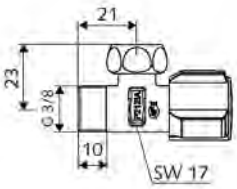

Angle valve with regulating function

With COMFORT handle. Short version.

Scope of delivery
- Angle valve (short version)
  - COMFORT handle

Technical data
- Material: Brass, conform to German drinking water regulations
- Surface: Chrome
- Connection: DN 10 G 3/8 AG
- Outlet: Union nut DN 10 G 3/8 IG
- Certificates: P-IX 212/IA, ACS, NF
- Noise class: I
- Flow class: A

PU: 1, W: 0,08 kg/Piece **05 408 06 99**

Product description	Article number

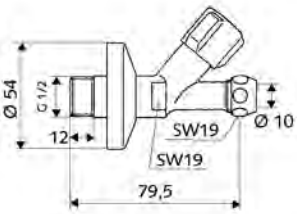

Inclined-seat valve COMFORT

According to DIN 3227.

Scope of delivery
- Inclined-seat valve
  - COMFORT handle
  - Long push rod
- High-tensile brass cone compression connection
- Push rosette Ø 54 mm

Technical data
- Material: Brass, conform to German drinking water regulations
- Surface: Chrome
- Connection: DN 15 G 1/2 AG
- Outlet: Ø 10 mm (DN 10 G 3/8 AG)
- Certificates: PA-IX 018/IA, ACS, KIWA, NF
- Noise class: I, at 100% flow
- Flow class: A

kiwa

PU: 10, W: 0,14 kg/Piece — **05 903 06 99**

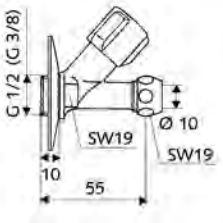

Inclined-seat valve COMFORT

According to DIN 3227.

Scope of delivery
- Inclined-seat valve
  - COMFORT handle
- High-tensile brass cone compression connection, • Rosette Ø 54 mm (depth 3 mm)

Technical data
- Material: Brass, conform to German drinking water regulations, • Surface: Chrome
- Outlet: Ø 10 mm (DN 10 G 3/8 AG)
- Noise class: I, at 100% flow, • Flow class: A

kiwa

Connection: DN 10 G 3/8 AG,
Certificates: PA-IX 018/IA, ACS, KIWA, NF
PU: 50, W: 0,10 kg/Piece — **05 900 06 99**

Connection: DN 15 G 1/2 AG,
Certificates: PA-IX 018/IA, ACS, NF
PU: 50, W: 0,11 kg/Piece — **05 901 06 99**

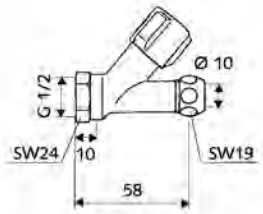

Inclined-seat valve COMFORT

According to DIN 3227.

Scope of delivery
- Inclined-seat valve
  - COMFORT handle

Technical data
- Material: Brass, conform to German drinking water regulations
- Surface: Chrome
- Connection: DN 15 G 1/2 IG
- Outlet: Ø 10 mm (DN 10 G 3/8 AG)
- Certificates: PA-IX 018/IA, ACS
- Noise class: I, at 100% flow
- Flow class: A

PU: 50, W: 0,12 kg/Piece — **05 911 06 99**

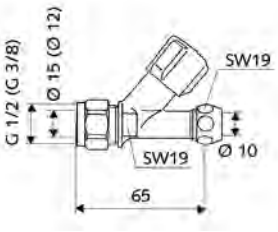

Inclined-seat valve COMFORT

With COMFORT handle.

Scope of delivery
- Inclined-seat valve
  - COMFORT handle
- High-tensile brass cone compression connection, • Brass compression fitting

Technical data
- Material: Brass, conform to German drinking water regulations, • Surface: Chrome
- Outlet: Ø 10 mm (DN 10 G 3/8 AG)
- Noise class: I, at 100% flow, • Flow class: A

kiwa

Connection: Brass compression fitting Ø 12 (DN 10 G 3/8 AG),
Certificates: PA-IX 018/IA, ACS, KIWA, NF
PU: 50, W: 0,13 kg/Piece — **05 931 06 99**

Connection: Brass compression fitting Ø 15 (DN 15 G 1/2 AG),
Certificates: PA-IX 018/IA, ACS, NF
PU: 50, W: 0,14 kg/Piece — **05 913 06 99**

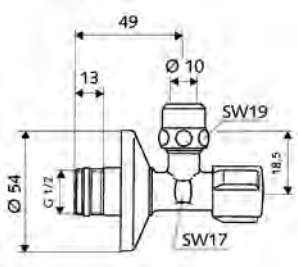

Discontinued article, as long as stocks last.

Product description	Article number
Angle valve with regulating function COMFORT Eco With COMFORT handle. Integrated flow restrictor (pressure-independent). **Scope of delivery** • Angle valve - COMFORT handle - Flow restrictor - ASAG easy (Self-sealing connection thread) - Long push rod • High-tensile brass cone compression connection with length compensation • Push rosette Ø 54 mm **Technical data** • Material: Brass, conform to German drinking water regulations • Surface: Chrome • Connection: DN 15 G 1/2 AG with ASAG easy • Outlet: Ø 10 mm (DN 10 G 3/8 AG) • Certificates: ACS	
Flow: max. 9 l/min pressure independent **PU: 1, W: 0,13 kg/Piece**	**04 951 06 99**
Flow: max. 6 l/min pressure independent **PU: 1, W: 0,13 kg/Piece**	**04 952 06 99**

SWS

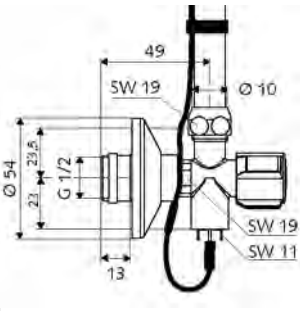

Angle valve COMFORT PT

With COMFORT handle. PT 1000 temperature sensor. Used with the SWS water management system. Connection to SWS BE-K wired bus extender or SWS BE-F wireless bus extender. According to DIN 3227.

Scope of delivery
- COMFORT PT angle valve
  - COMFORT handle
  - PT1000 wired temperature sensor
  - ASAG easy (Self-sealing connection thread)
  - Long push rod
- High-tensile brass cone compression connection with length compensation
- Push rosette Ø 54 mm
- 4 plastic clips for fastening the sensor cable

Technical data
- Cable: 2x 0.14 mm², 1,000 mm long
- Material: Brass, conform to German drinking water regulations
- Surface: Chrome
- Connection: DN 15 G 1/2 AG with ASAG easy
- Outlet: Ø 10 mm (DN 10 G 3/8 AG)
- Certificates: ACS

PU: 1, W: 0,20 kg/Piece	**04 992 06 99**

Necessary associated articles
- SWS BE-K wired bus extender 00 501 00 99 Page 20 or
- SWS BE-F wireless bus extender 00 502 00 99 Page 20

Product description	Article number
Flow restrictor for angle valves DN 10 Pressure-independent flow restrictor. **Technical data** • Material: Brass, conform to German drinking water regulations • Surface: Chrome • Connection: DN 10 G 3/8 IG • Outlet: DN 10 G 3/8 AG	
Flow: max. 9 l/min pressure independent **PU: 1, W: 0,03 kg/Piece**	**06 552 06 99**
Flow: max. 6 l/min pressure independent **PU: 1, W: 0,03 kg/Piece**	**06 553 06 99**
Flow: max. 4 l/min pressure independent **PU: 1, W: 0,03 kg/Piece**	**06 554 06 99**

Installation Note
• When connecting copper pipes or flexible hoses to pipe stubs, use high-tensile brass cone compression connection with length compensation.

Flow restrictor for angle valves DN 15

Pressure-independent flow restrictor.

Technical data
• Material: Brass, conform to German drinking water regulations
• Surface: Chrome
• Connection: DN 15 G 1/2 IG
• Outlet: DN 15 G 1/2 AG

Flow: max. 9 l/min pressure independent **PU: 1, W: 0,05 kg/Piece**	**06 555 06 99**
Flow: max. 6 l/min pressure independent **PU: 1, W: 0,05 kg/Piece**	**06 556 06 99**
Flow: max. 4 l/min pressure independent **PU: 1, W: 0,05 kg/Piece**	**06 557 06 99**

Installation Note
• When connecting copper pipes or flexible hoses to pipe stubs, use high-tensile brass cone compression connection with length compensation.

with filter

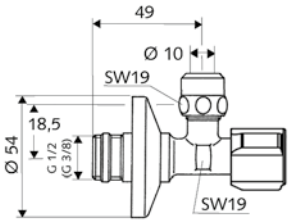

ASAG easy

Product description	Article number

Angle valve with regulating function COMFORT with filter

With COMFORT handle. To protect high-quality fittings, e.g. electronically controlled fittings. According to DIN 3227.

Scope of delivery
- Angle valve
  - COMFORT handle
  - Filter (mesh gauge: 250 µm)
  - Long push rod
- High-tensile brass cone compression connection with length compensation
- Push rosette Ø 54 mm

Technical data
- Material: Brass, conform to German drinking water regulations
- Surface: Chrome
- Outlet: DN 10 G 3/8 AG
- Certificates: P-IX 198/IA, ACS
- Noise class: I
- Flow class: A

With ASAG easy (Self-sealing connection thread) **Connection: DN 15 G 1/2 AG with ASAG easy** **PU: 60, W: 0,20 kg/Piece**	**05 428 06 99**
Connection: DN 10 G 3/8 AG **PU: 1, W: 0,20 kg/Piece**	**05 429 06 99**

Note
- Filter cleaning with angle valve closed without draining the line.



with filter

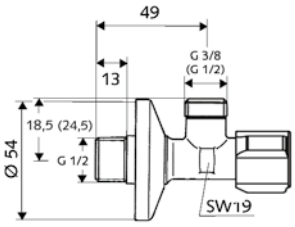

Angle valve with regulating function COMFORT with filter

With COMFORT handle. To protect high-quality fittings, e.g. electronically controlled fittings. According to DIN 3227.

Scope of delivery
- Angle valve
  - COMFORT handle
  - Filter (mesh gauge: 250 µm)
  - Long push rod
- Push rosette Ø 54 mm

Technical data
- Material: Brass, conform to German drinking water regulations
- Surface: Chrome
- Connection: DN 15 G 1/2 AG
- Noise class: I
- Flow class: A

Outlet: DN 10 G 3/8 AG, **Certificates: P-IX 198/IA, ACS, WRAS** **PU: 60, W: 0,18 kg/Piece**	**05 430 06 99**
Outlet: DN 15 G 1/2 AG, **Certificates: P-IX 198/IA, ACS, WRAS** **PU: 1, W: 0,20 kg/Piece**	**05 431 06 99**

Water Efficiency

WRAS APPROVED PRODUCT

Note
- Filter cleaning with angle valve closed without draining the line.

Water Efficiency

WRAS APPROVED PRODUCT

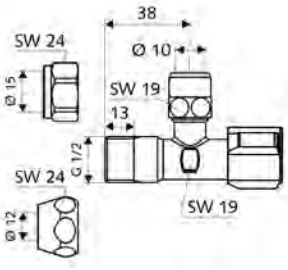

Discontinued article, as long as stocks last.

Product description	Article number

Angle valve with regulating function COMFORT with filter

With COMFORT handle. To protect high-quality fittings, e.g. electronically controlled fittings.

Scope of delivery
- Angle valve
  - COMFORT handle
  - Filter (mesh gauge: 250 µm)
- High-tensile brass cone compression connection with length compensation
- 1 brass compression fitting G 1/2 AG x Ø 12 mm
- 1 brass compression fitting G 1/2 AG x Ø 15 mm

Technical data
- Material: Brass, conform to German drinking water regulations
- Surface: Chrome
- Connection: DN 15 G 1/2 AG
- Outlet: DN 10 G 3/8 AG
- Certificates: P-IX 198/IA, ACS
- Noise class: I
- Flow class: A

PU: 1, W: 0,25 kg/Piece **05 432 06 99**

Note
- Discontinued article, as long as stocks last
- Filter cleaning with angle valve closed without draining the line.

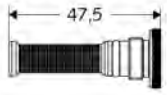

Cage filter set

For SCHELL angle valves with COMFORT regulation function with filter.

Scope of delivery
- Filter (mesh gauge: 250 µm)

PU: 1, W: 0,01 kg/Piece **25 994 06 99**

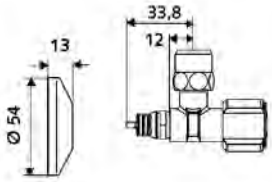

Product description	Article number

Angle valve with regulating function QUICK COMFORT
QUICK plug-in technology

With COMFORT handle. For non-detachable, pull-proof and twist-proof installation into the QUICK adapter.

Scope of delivery
- Angle valve
  - COMFORT handle
  - Water stop unlocking element
- High-tensile brass cone compression connection with length compensation
- Push rosette Ø 54 mm

Technical data
- Material: Brass, conform to German drinking water regulations
- Surface: Chrome
- Connection: QUICK plug-in technology DN 15
- Outlet: Ø 10 mm (DN 10 G 3/8 AG)
- Certificates: P-IX 750/IA, ACS
- Noise class: I
- Flow class: A

PU: 1, W: 0,10 kg/Piece **05 304 06 99**

Necessary associated articles
- QUICK adapter 00 700 06 99 Page 349 or
- QUICK adapter 00 701 06 99 Page 349 or
- QUICK adapter 00 702 06 99 Page 349

For deep Installations
- QUICK extension 20 mm 00 704 06 99 Page 349

Installation Note
- Select adapter lengths after wall setup

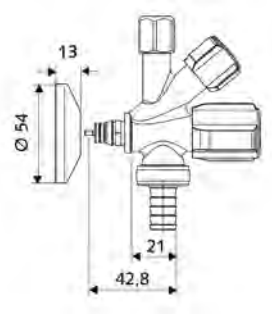

Combination angle valve QUICK COMFORT
QUICK plug-in technology

With COMFORT handle and grease chamber head part. For non-detachable, pull-proof and twist-proof installation into the QUICK adapter.

Scope of delivery
- Combination angle valve
  - 2 COMFORT handles
  - Backflow preventer (EN 1717: EB-type) in appliance connection outlet
  - Grease chamber head part
  - Water stop unlocking element
- Hose screw connection
- High-tensile brass cone compression connection with length compensation
- Push rosette Ø 54 mm

Technical data
- Material: Brass, conform to German drinking water regulations
- Surface: Chrome
- Connection: QUICK plug-in technology DN 15
- Outlet: Hose screw connection Ø 14.5 mm (DN 20 G 3/4 AG), Ø 10 mm (DN 10 G 3/8 AG)
- Safety device, conforms to EN 1717: EB
- Certificates: PA-IX 008/IIA
- Noise class: II, at 100% flow
- Flow class: A

PU: 1, W: 0,30 kg/Piece **03 504 06 99**

Necessary associated articles
- QUICK adapter 00 700 06 99 Page 349 or
- QUICK adapter 00 701 06 99 Page 349 or
- QUICK adapter 00 702 06 99 Page 349

For deep Installations
- QUICK extension 20 mm 00 704 06 99 Page 349

Installation Note
- Select adapter lengths after wall setup

Product description	Article number

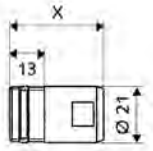

QUICK adapter
QUICK plug-in technology

With socket for plug element at 30° pitch. Outer diameter suitable for accommodating the push rosette. Low stress corrosion cracking due to galvanised surface and stress-free plug connection.

Scope of delivery
- QUICK adapter
  - Protective cap with vent pin
  - Water stop
  - ASAG easy (Self-sealing connection thread)

Technical data
- Material: Brass, conform to German drinking water regulations
- Surface: Chrome
- Connection: DN 15 G 1/2 AG with ASAG easy
- Outlet: QUICK plug-in technology DN 15

shaft length: 35 mm **PU: 1, W: 0,07 kg/Piece**	**00 700 06 99**
shaft length: 55 mm **PU: 1, W: 0,10 kg/Piece**	**00 701 06 99**
shaft length: 70 mm **PU: 1, W: 0,12 kg/Piece**	**00 702 06 99**

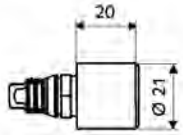

QUICK extension 20 mm
QUICK plug-in technology

As an extension adapter if QUICK adapter installed too deep with QUICK connector on both sides. With socket for plug element at 30° pitch.

Technical data
- Material: Brass, conform to German drinking water regulations
- Surface: Chrome
- extension by: 20 mm
- Connection: QUICK plug-in technology DN 15
- Outlet: QUICK plug-in technology DN 15

PU: 1, W: 0,05 kg/Piece	**00 704 06 99**

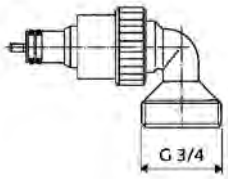

QUICK flush adapter
QUICK plug-in technology

For standards-compliant pipework flushing (EN 806). Connector on Inlet side plug connector without locking and output-side rotatable drain elbow for G 3/4 AG hose connection.

Technical data
- Material: Brass, conform to German drinking water regulations, Plastic
- Surface: Brass
- Connection: QUICK plug-in technology DN 15
- Outlet: G 3/4 AG

PU: 1, W: 0,08 kg/Piece	**00 703 00 99**

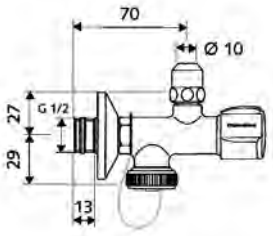

Product description	Article number

Sampling pipe for sampling valves

For drawing off drinking water samples (DIN ISO 19458). Actuation of angle valve under cover cap.

Scope of delivery
- Sampling angle valve
  - COMFORT handle
  - ASAG easy (Self-sealing connection thread)
  - Long push rod
- High-tensile brass cone compression connection with length compensation
- Push rosette Ø 54 mm
- Cranked sampling pipe with union nut
- Cap with chain

Technical data
- Max. operating temperature: 120 °C temporarily
- Material: Sampling pipe Stainless steel; Housing Brass, conform to German drinking water regulations
- Surface: Housing Chrome
- Connection: DN 15 G 1/2 AG with ASAG easy
- Outlet: Ø 10 mm (DN 10 G 3/8 AG), G 3/4 AG
- Certificates: DVGW

PU: 1, W: 0,44 kg/Piece **03 835 06 99**

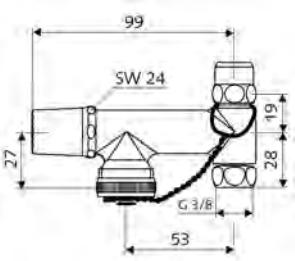

Sampling valve PROBFIX

Sample drawing valve for installing on angle valve with G 3/8 AG outlet. For drawing off drinking water samples (DIN ISO 19458). Ideal for retrofitting.

Scope of delivery
- Sampling valve
  - Safe actuation
- High-tensile brass cone compression connection with length compensation
- Cranked sampling pipe with union nut
- Cap with chain

Technical data
- Max. operating temperature: 120 °C temporarily
- Material: Sampling pipe Stainless steel; Housing Brass, conform to German drinking water regulations
- Surface: Housing Chrome
- Connection: DN 10 G 3/8 IG
- Outlet: Ø 10 mm (DN 10 G 3/8 AG), G 3/4 AG
- Certificates: DVGW

PU: 1, W: 0,44 kg/Piece **03 838 06 99**

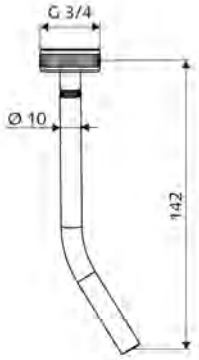

Product description	Article number
Sampling pipe for sampling valves For drawing off drinking water samples (DIN ISO 19458). **Scope of delivery** • Cranked sampling pipe with union nut **Technical data** • Max. operating temperature: 120 °C temporarily • Material: Sampling pipe Stainless steel • Connection: G 3/4 IG	
PU: 1, W: 0,08 kg/Piece	**50 755 00 99**

In connection with
- Sampling pipe for sampling valves 03 835 06 99 Page 350 or
- Sampling valve PROBFIX 03 838 06 99 Page 350

Product description	Article number

NEW

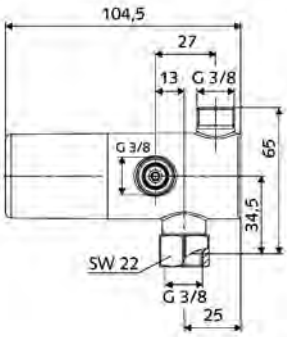

Anti-scalding protection according to EN 1111

DIN DVGW

Angle valve thermostat

Thermostatic anti-scalding protection fitting for installation on angle valve with G 3/8 AG outlet. Setting of max. draw-off temperature, concealed under cover cap. Performance of thermal disinfection possible (only by using tool).

Scope of delivery
- Angle valve thermostat
  - Expansion material thermostat, conform to EN 1111, anti-scalding protection if cold water supply fails
  - 2 backflow preventers (EN 1717: EB-type), - 2 pre-filters

Technical data
- Material: Cover cap Plastic; Housing Brass, conform to German drinking water regulations
- Thermal disinfection: possible, after releasing the temperature lock
- Flow at 3 bar: 13 l/min
- Max. operating temperature: 70 °C (temporarily, e.g. for thermal disinfection)
- Max. Outlet temperature: 33 - 50 °C adjustable (38 °C ± 2 K), • Surface: Chrome
- Connection: G 3/8 IG, G 3/8 AG, • Outlet: G 3/8 AG
- Certificates: P-IX 29876/I, DIN-DVGW, ACS, WRAS applied, • Noise class: I, at 100% flow

PU: 1, W: 0,61 kg/Piece **09 414 06 99**

Necessary associated articles
- Pipe set for angle valve thermostat 04 115 06 99 Page 353 or
- Connecting set for angle valve thermostat 04 116 06 99 Page 353

Recommended associated articles
- Angle valve COMFORT PT 04 992 06 99 Page 344
- Sampling pipe for sampling valves 03 835 06 99 Page 350

NEW

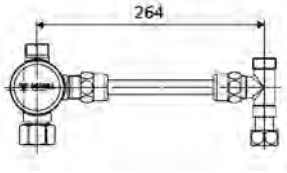

Anti-scalding protection according to EN 1111

DIN DVGW

Angle valve thermostat set
Rigid design

Thermostatic anti-scalding protection fitting incl. pipe set for installation on angle valves with G 3/8 AG outlet. Setting of max. draw-off temperature, concealed under cover cap, only possible with tool.

Scope of delivery
Angle valve thermostat (09 414 06 99)
- Angle valve thermostat
  - Expansion material thermostat, conform to EN 1111, anti-scalding protection if cold water supply fails
  - 2 backflow preventers (EN 1717: EB-type), - 2 pre-filters

Pipe set for angle valve thermostat (04 115 06 99)
- T-piece with movable union nut G 3/8 IG
- Connection pipe with 2 high-tensile SCHELL brass cone compression connections with length compensation

Technical data
Angle valve thermostat (09 414 06 99)
- Material: Cover cap Plastic; Housing Brass, conform to German drinking water regulations
- Thermal disinfection: possible, after releasing the temperature lock
- Flow at 3 bar: 13 l/min
- Max. operating temperature: 70 °C (temporarily, e.g. for thermal disinfection)
- Max. Outlet temperature: 33 - 50 °C adjustable (38 °C ± 2 K), • Surface: Chrome
- Connection: G 3/8 IG, G 3/8 AG, • Outlet: G 3/8 AG
- Certificates: P-IX 29876/I, DIN-DVGW, ACS, WRAS applied, • Noise class: I, at 100% flow

Pipe set for angle valve thermostat (04 115 06 99)
- Surface: Chrome, • Connection: G 3/8 IG

PU: 1, W: 0,87 kg/Set **09 415 06 99**

Recommended associated articles
- Angle valve COMFORT PT 04 992 06 99 Page 344 or
- Sampling pipe for sampling valves 03 835 06 99 Page 350

Installation Note
- Suitable for angle valve installation with a max. centre-to-centre
- distance of 264 mm.

NEW

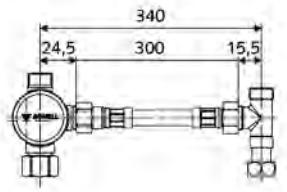

Anti-scalding protection according to EN 1111

DIN DVGW

Angle valve thermostat set
Flexible design

Thermostatic anti-scalding protection fitting incl. flexible connecting set for installation on angle valves with G 3/8 AG outlet. Setting of max. draw-off temperature, concealed under cover cap, only possible with tool.

Scope of delivery
Angle valve thermostat (09 414 06 99)
- Angle valve thermostat
  - Expansion material thermostat, conform to EN 1111, anti-scalding protection if cold water supply fails
  - 2 backflow preventers (EN 1717: EB-type), - 2 pre-filters

Connecting set for angle valve thermostat (04 116 06 99)
- T-piece with movable union nut G 3/8 IG
- Flexible Clean-Flex S hose with union nuts.

Technical data
Angle valve thermostat (09 414 06 99)
- Material: Cover cap Plastic; Housing Brass, conform to German drinking water regulations
- Thermal disinfection: possible, after releasing the temperature lock
- Flow at 3 bar: 13 l/min
- Max. operating temperature: 70 °C (temporarily, e.g. for thermal disinfection)
- Max. Outlet temperature: 33 - 50 °C adjustable (38 °C ± 2 K), • Surface: Chrome
- Connection: G 3/8 IG, G 3/8 AG, • Outlet: G 3/8 AG
- Certificates: P-IX 29876/I, DIN-DVGW, ACS, WRAS applied, • Noise class: I, at 100% flow

Connecting set for angle valve thermostat (04 116 06 99)
- Surface: Chrome, • Connection: G 3/8 IG

PU: 1, W: 0,86 kg/Set **09 416 06 99**

Recommended associated articles
- Angle valve COMFORT PT 04 992 06 99 Page 344 or
- Sampling pipe for sampling valves 03 835 06 99 Page 350

Installation Note
- Suitable for angle valve installation with a max. centre-to-centre distance of 340 mm.

Product description	Article number

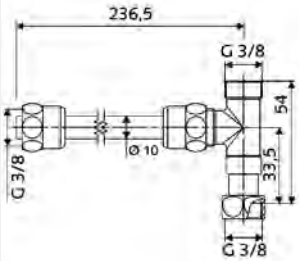

Pipe set for angle valve thermostat
Rigid design

Pipe set for connection between angle valve G 3/8 AG and angle valve thermostat.

Scope of delivery
- T-piece with movable union nut G 3/8 IG
- Connection pipe with 2 high-tensile SCHELL brass cone compression connections with length compensation

Technical data
- Surface: Chrome
- Connection: G 3/8 IG
- Certificates: ACS

PU: 1, W: 0,16 kg/Piece **04 115 06 99**

Necessary associated articles
- Angle valve thermostat 09 414 06 99 Page 92, 352

Installation Note
- Suitable for angle valve installation with a max. centre-to-centre distance of 264 mm.

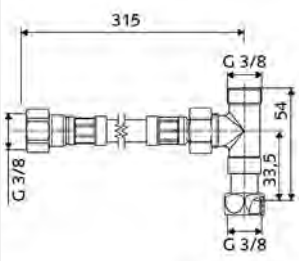

Connecting set for angle valve thermostat
Flexible design

Connecting set for connection between angle valve G 3/8 AG and angle valve thermostat.

Scope of delivery
- T-piece with movable union nut G 3/8 IG
- Flexible Clean-Flex S hose with union nuts.

Technical data
- Surface: Chrome
- Connection: G 3/8 IG
- Certificates: ACS

PU: 1, W: 0,14 kg/Piece **04 116 06 99**

Necessary associated articles
- Angle valve thermostat 09 414 06 99 Page 92, 352

Installation Note
- Suitable for angle valve installation with a max. centre-to-centre distance of 340 mm.

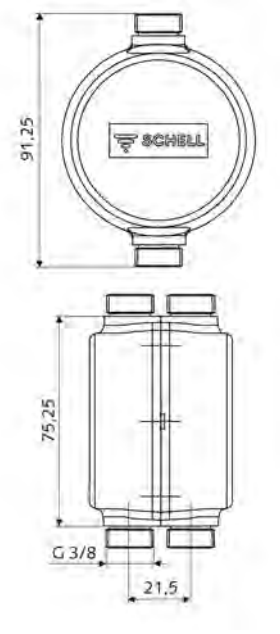

Discontinued item, available while stocks last.

Product description	Article number

Pressure balance valve (PBV)

For compensating for the level of pressure in the cold/hot water supply before sampling fittings. Prevents water admixing for fittings with a mixing shaft (e.g. together with small geysers*). Improves adjustment range for single-lever taps. Prevents variations in temperature with pressure fluctuations.

Scope of delivery
- Pressure balance valve (PBV)
  - 2 backflow preventers (EN 1717: EB-type)

Technical data
- Flow: 2.5 - 9.0 l/min
- Flow pressure: 0.8 - 5.0 bar
- Max. Operating pressure: 10 bar
- Max. operating temperature: 70 °C (90 °C for thermal disinfection)
- Material: Housing Plastic; Parts in contact with water Conforms to German drinking water regulations
- Surface: White
- Connection: 2x G 3/8 AG
- Outlet: 2x G 3/8 AG

PU: 1, W: 0,21 kg/Piece **06 558 12 99**

Recommended associated articles
- Pressure balance valve (PBV) connecting set 06 559 06 99 Page 94, 355

Note
- * Not suitable for open storage heater



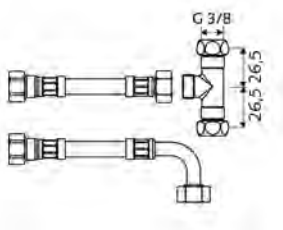

Discontinued item, available while stocks last.

Product description	Article number

Pressure balance valve (PBV) connecting set

Connecting set for connection between angle valve G 3/8 AG, and small geyser and pressure balance valve.

Scope of delivery
- T-piece with 2 movable union nuts G 3/8 IG, connection G 3/8 AG
- Flexible Clean-Flex S connection hose, G 3/8 IG x 300 mm
- Flexible Clean-Flex S connection hose, G 3/8 IG x 300 mm, with 90° elbow

Technical data
- Surface: Chrome
- Connection: 2x G 3/8 IG
- Outlet: 3x G 3/8 IG

PU: 1, W: 0,36 kg/Set	**06 559 06 99**

Necessary associated articles
- Pressure balance valve (PBV) 06 558 12 99 Page 94, 354

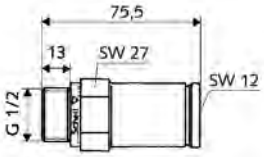

Product description	Article number	
Mounting element Both as construction plug and for high-precision depth compensation for all fitting connections. Annealed unstressed (540 °C/2 h). **Scope of delivery** • Mounting element - ASAG easy (Self-sealing connection thread) • Sealing plug **Technical data** • Material: Brass, conform to German drinking water regulations • Surface: Brass • Connection: DN 15 G 1/2 AG with ASAG easy		
PU: 25, W: 0,16 kg/Piece	**00 002 00 99**	

Product description	Article number

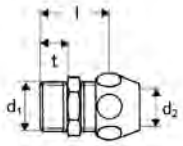

d_1	d_2	l	t
G 3/8	8	22	8,5
G 3/8	10	22	8,5
G 1/2	12	27	11
G 1/2	10	27	11

Straight screw fitting with external thread

Outlet with high-tensile brass cone compression connection.

Technical data
- Material: Brass, conform to German drinking water regulations
- Surface: Chrome
- Certificates: ACS

Connection: DN 10 G 3/8 AG, Outlet: Ø 8 mm (DN 10 G 3/8 AG) PU: 20, W: 0,04 kg/Piece	**06 400 06 99**
Connection: DN 10 G 3/8 AG, Outlet: Ø 10 mm (DN 10 G 3/8 AG) PU: 20, W: 0,03 kg/Piece	**06 401 06 99**
Connection: DN 15 G 1/2 AG, Outlet: Ø 12 mm (DN 15 G 1/2 AG) PU: 20, W: 0,07 kg/Piece	**06 402 06 99**
Connection: DN 15 G 1/2 AG, Outlet: Ø 10 mm (DN 10 G 3/8 AG) PU: 20, W: 0,05 kg/Piece	**06 405 06 99**

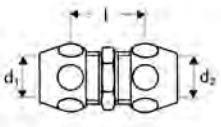

d_1	d_2	l	t
G 3/8	10	25	11
G 1/2	12	26	12
G 1/2	10	26	12

Straight double screw connection

With 2 high-tensile brass cone compression connections.

Technical data
- Material: Brass, conform to German drinking water regulations
- Certificates: ACS

Connection: Ø 8 mm (DN 10 G 3/8 AG), Outlet: Ø 8 mm (DN 10 G 3/8 AG), PU: 20, W: 0,05 kg/Piece	**06 436 06 99**
Connection: Ø 10 mm (DN 10 G 3/8 AG), Outlet: Ø 10 mm (DN 10 G 3/8 AG), PU: 20, W: 0,05 kg/Piece	**06 437 06 99**
Connection: Ø 12 mm (DN 15 G 1/2 AG), Outlet: Ø 12 mm (DN 15 G 1/2 AG), PU: 20, W: 0,11 kg/Piece	**06 438 06 99**
Connection: Ø 10 mm (DN 10 G 3/8 AG), Outlet: Ø 8 mm (DN 10 G 3/8 AG), PU: 25, W: 0,05 kg/Piece	**06 441 06 99**
Connection: Ø 12 mm (DN 15 G 1/2 AG), Outlet: Ø 10 mm (DN 10 G 3/8 AG), PU: 25, W: 0,09 kg/Piece	**06 442 06 99**
Material: Dezincification-resistant brass, conform to German drinking water regulations, Connection: Ø 10 mm (DN 10 G 3/8 AG), Outlet: Ø 10 mm (DN 10 G 3/8 AG) PU: 20, W: 0,05 kg/Piece	**06 529 06 99**

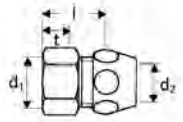

d_1	d_2	l	t
G 3/8	10	25	11
G 1/2	12	26	12
G 1/2	10	26	12

Straight screw fitting with internal thread

Outlet with high-tensile brass cone compression connection.

Technical data
- Material: Brass, conform to German drinking water regulations
- Surface: Chrome
- Certificates: ACS

Connection: DN 10 G 3/8 IG, Outlet: Ø 10 mm (DN 10 G 3/8 AG) PU: 20, W: 0,05 kg/Piece	**06 408 06 99**
Connection: DN 15 G 1/2 IG, Outlet: Ø 12 mm (DN 15 G 1/2 AG) PU: 50, W: 0,08 kg/Piece	**06 409 06 99**
Connection: DN 15 G 1/2 IG, Outlet: Ø 10 mm (DN 10 G 3/8 AG) PU: 20, W: 0,05 kg/Piece	**06 412 06 99**

Product description	Article number

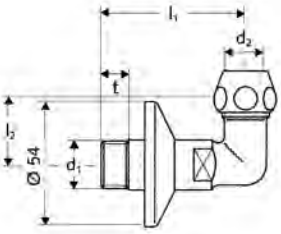

	d_1	d_2	l_1	t	l_2
06 434	G 1/2	12	62,5	12	27,5
06 435	G 1/2	10	62,5	12	27,5

Elbow screw connection

Scope of delivery
- Elbow screw connection
  - Long push rod
- High-tensile brass cone compression connection
- Push rosette Ø 54 mm

Technical data
- Material: Brass, conform to German drinking water regulations
- Surface: Chrome
- Connection: DN 15 G 1/2 AG
- Certificates: ACS

Outlet: Ø 12 mm (DN 15 G 1/2 AG)
PU: 25, W: 0,16 kg/Piece — **06 434 06 99**

Outlet: Ø 10 mm (DN 10 G 3/8 AG)
PU: 25, W: 0,15 kg/Piece — **06 435 06 99**

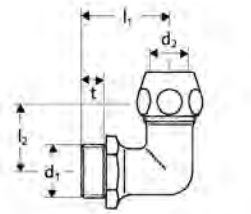

	d_1	d_2	l_1	t	l_2
06 415	G 3/8	10	33,5	10	27,5
06 416	G 1/2	12	36	10	27,5
06 419	G 1/2	10	36	10	27,5

Elbow screw connection with external thread

Scope of delivery
- Elbow screw connection
- High-tensile brass cone compression connection

Technical data
- Material: Brass, conform to German drinking water regulations
- Surface: Chrome
- Certificates: ACS

Connection: DN 10 G 3/8 AG, Outlet: Ø 10 mm (DN 10 G 3/8 AG)
PU: 25, W: 0,08 kg/Piece — **06 415 06 99**

Connection: DN 15 G 1/2 AG, Outlet: Ø 12 mm (DN 15 G 1/2 AG)
PU: 20, W: 0,13 kg/Piece — **06 416 06 99**

Connection: DN 15 G 1/2 AG, Outlet: Ø 10 mm (DN 10 G 3/8 AG)
PU: 20, W: 0,10 kg/Piece — **06 419 06 99**

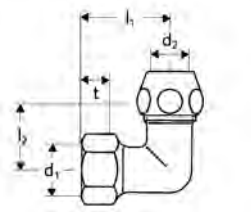

	d_1	d_2	l_1	t	l_2
06 422	G 3/8	10	33,5	10	27,5
06 426	G 1/2	10	36	10	27,5

Elbow screw connection with internal thread

Scope of delivery
- Elbow screw connection
- High-tensile brass cone compression connection

Technical data
- Material: Brass, conform to German drinking water regulations
- Surface: Chrome
- Certificates: ACS

Connection: DN 10 G 3/8 IG, Outlet: Ø 10 mm (DN 10 G 3/8 AG)
PU: 20, W: 0,07 kg/Piece — **06 422 06 99**

Connection: DN 15 G 1/2 IG, Outlet: Ø 10 mm (DN 10 G 3/8 AG)
PU: 25, W: 0,10 kg/Piece — **06 426 06 99**

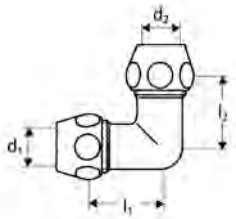

	d_1	d_2	l_1	l_2
06 445	8	8	24	24
06 446	10	10	24	24
06 447	12	12	27,5	27,5

Product description	Article number
Elbow double screw connection **Scope of delivery** • Elbow screw connection • 2 high-tensile brass cone compression connections **Technical data** • Material: Brass, conform to German drinking water regulations • Surface: Chrome • Certificates: ACS	
Connection: Ø 8 mm (DN 10 G 3/8 AG), Outlet: Ø 8 mm (DN 10 G 3/8 AG) **PU: 25, W: 0,09 kg/Piece**	**06 445 06 99**
Connection: Ø 10 mm (DN 10 G 3/8 AG), Outlet: Ø 10 mm (DN 10 G 3/8 AG) **PU: 20, W: 0,08 kg/Piece**	**06 446 06 99**
Connection: Ø 12 mm (DN 15 G 1/2 AG), Outlet: Ø 12 mm (DN 15 G 1/2 AG) **PU: 20, W: 0,13 kg/Piece**	**06 447 06 99**

Product description	Article number

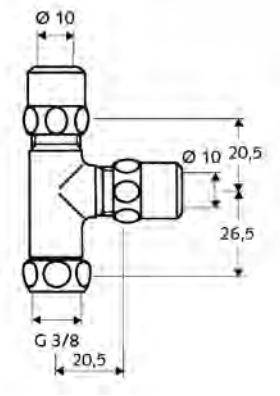

T-piece

For connection to angle valves.

Scope of delivery
- T-piece
- 2 high-tensile brass cone compression connections with length compensation
- 1 movable union nut G 3/8 IG

Technical data
- Material: Brass, conform to German drinking water regulations
- Surface: Chrome
- Connection: Union nut G 3/8 IG
- Outlet: 2x Ø 10 mm (DN 10 G 3/8 AG)
- Certificates: ACS

PU: 25, W: 0,11 kg/Piece	**04 100 06 99**

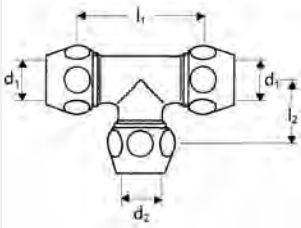

d_1	d_2	l_1	l_2
8	8	44	22
10	10	44	22
12	12	48	24

T-screw connection

Scope of delivery
- T-screw connection
  - 3 compression connections

Technical data
- Material: Brass, conform to German drinking water regulations
- Surface: Chrome
- Certificates: ACS

Connection: 3x Ø 8 mm (DN 10 G 3/8 AG) **PU: 25, W: 0,08 kg/Piece**	**06 454 06 99**
Connection: 3x Ø 10 mm (DN 10 G 3/8 AG) **PU: 20, W: 0,09 kg/Piece**	**06 455 06 99**
Connection: 3x Ø 12 mm (DN 15 G 1/2 AG) **PU: 25, W: 0,18 kg/Piece**	**06 456 06 99**

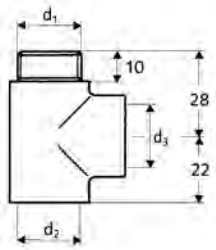

	d_1	d_2	d_3
44 202	G 1/2	G 1/2	G 1/2

T-piece

For single tap points.

Technical data
- Material: Brass, conform to German drinking water regulations
- Surface: Chrome
- Connection: DN 15 G 1/2 AG
- Outlet: DN 15 G 1/2 IG
- Certificates: ACS

PU: 25, W: 0,11 kg/Piece	**44 202 06 99**

Product description	Article number

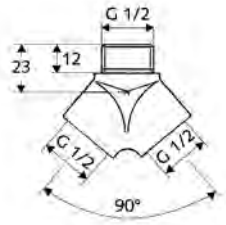

Y-piece

For single tap points.

Scope of delivery
- Y-piece

Technical data
- Material: Brass, conform to German drinking water regulations
- Surface: Chrome
- Connection: DN 15 G 1/2 AG
- Outlet: 2x DN 15 G 1/2 IG
- Certificates: ACS

PU: 25, W: 0,10 kg/Piece	**44 402 06 99**

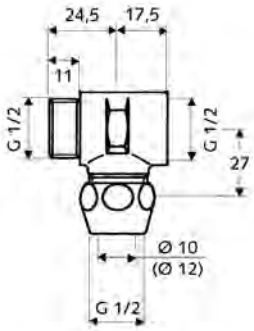

T-piece

Scope of delivery
- T-piece
- High-tensile brass cone compression connection

Technical data
- Material: Brass, conform to German drinking water regulations
- Surface: Chrome
- Connection: DN 15 G 1/2 AG
- Outlet: DN 15 G 1/2 IG, Ø 10 mm (DN 15 G 1/2 AG)
- Certificates: ACS

PU: 25, W: 0,12 kg/Piece	**27 006 06 99**

Recommended associated articles

For conversion to Ø 12 mm
- Compression screw connection - fully assembled 26 511 06 99 Page 362

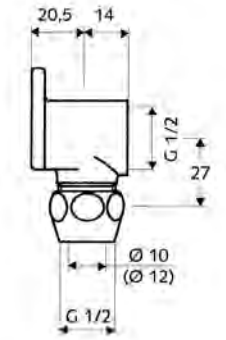

Wall disc

Scope of delivery
- Wall disc
- High-tensile brass cone compression connection

Technical data
- Material: Brass, conform to German drinking water regulations
- Surface: Chrome
- Outlet: DN 15 G 1/2 IG
- Certificates: ACS

Connection: Ø 10 mm (DN 15 G 1/2 AG) **PU: 25, W: 0,18 kg/Piece**	**27 008 06 99**
Connection: Ø 12 mm (DN 15 G 1/2 AG) **PU: 25, W: 0,18 kg/Piece**	**27 009 06 99**

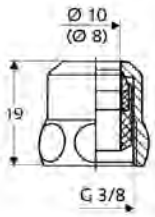

Product description	Article number
Special compression fitting High-tensile brass cone compression connection with length compensation. **Scope of delivery** • Union nut • Length compensation piece (brass cone, rubber seal, base ring) **Technical data** • Material: Union nut Brass • Surface: Chrome	
Connection: Ø 8, DN 10 G 3/8 IG **PU: 50, W: 0,02 kg/Piece**	**26 518 06 99**
Connection: Ø 10, DN 10 G 3/8 IG **PU: 25, W: 0,02 kg/Piece**	**26 501 06 99**

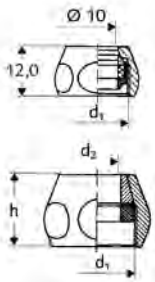

d_1	d_2	h
G 3/8	8	12,0
	10	12,0
	12	13,5
G 1/2	8	18
	10	18
	12	18
	14	18
G 3/4	15	19
	16	19

Compression screw connection - fully assembled Brass cone compression connection. **Scope of delivery** • Union nut • Locking ring (brass cone, rubber seal, base ring) **Technical data** • Material: Union nut Brass • Surface: Chrome	
Connection: Ø 8, DN 10 G 3/8 IG, **Certificates: ACS** **PU: 20, W: 0,02 kg/Piece**	**26 502 06 99**
Connection: Ø 10, DN 10 G 3/8 IG, **Certificates: ACS** **PU: 20, W: 0,01 kg/Piece**	**26 500 06 99**
Connection: Ø 12, DN 10 G 3/8 IG **PU: 25, W: 0,01 kg/Piece**	**26 506 06 99**
Connection: Ø 8, DN 15 G 1/2 IG **PU: 20, W: 0,04 kg/Piece**	**26 507 06 99**
Connection: Ø 10, DN 15 G 1/2 IG, **Certificates: ACS** **PU: 20, W: 0,04 kg/Piece**	**26 509 06 99**
Connection: Ø 12, DN 15 G 1/2 IG **PU: 20, W: 0,03 kg/Piece**	**26 511 06 99**
Connection: Ø 14, DN 15 G 1/2 IG **PU: 20, W: 0,03 kg/Piece**	**26 513 06 99**
Connection: Ø 15, DN 20 G 3/4 IG **PU: 25, W: 0,06 kg/Piece**	**26 515 06 99**
Connection: Ø 16, DN 20 G 3/4 IG **PU: 25, W: 0,05 kg/Piece**	**26 516 06 99**

Product description	Article number
Length compensation piece - fully assembled For union nut DN 10 G 3/8 IG. **Scope of delivery** • Length compensation piece (brass cone, rubber seal, base ring)	
Connection: Ø 8 **PU: 50, W: 0,003 kg/Piece**	**26 622 00 99**
Connection: Ø 10 **PU: 50, W: 0,002 kg/Piece**	**26 621 00 99**

In connection with
- Special compression fitting 26 518 06 99 Page 362 or
- Special compression fitting 26 501 06 99 Page 362

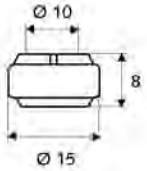

Compression - complete

For union nut DN 10 G 3/8 IG.

Scope of delivery
- Locking ring (brass cone, rubber seal, base ring)

Technical data
- Connection: Ø 10

PU: 50, W: 0,001 kg/Piece	**26 620 00 99**

In connection with
- Compression screw connection - fully assembled 26 500 06 99 Page 362

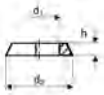

DN	d_1	d_2	h
G 3/8	Ø 8	Ø 13,5	2,5
G 1/2	Ø 10	Ø 18,5	7,0

Cone for compression fitting

Technical data
- Material: Brass

Connection: Ø 8, for union nut DN 10 G 3/8 IG **PU: 50, W: 0,002 kg/Piece**	**73 302 00 99**
Connection: Ø 10, for union nut DN 15 G 1/2 IG **PU: 50, W: 0,008 kg/Piece**	**73 309 00 99**

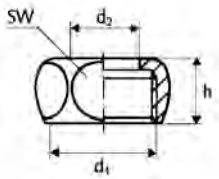

d_1	d_2	h	SW
G 3/8	Ø 8,5 Ø 10,5	10,5	19
G 1/2	Ø 8,5 Ø 10,5 Ø 12,5 Ø 14,5 Ø 16,2	12,0	23
G 3/4	Ø 16,5 Ø 18,5	13,5	30

Product description	Article number
Union nut without seal. **Technical data** • Material: Brass • Surface: Chrome	
Connection: Ø 8, DN 10 G 3/8 IG **PU: 25, W: 0,01 kg/Piece**	**74 704 06 99**
Connection: Ø 10, DN 10 G 3/8 IG **PU: 25, W: 0,01 kg/Piece**	**74 706 06 99**
Connection: Ø 8, DN 15 G 1/2 IG **PU: 25, W: 0,02 kg/Piece**	**74 710 06 99**
Connection: Ø 10, DN 15 G 1/2 IG **PU: 25, W: 0,02 kg/Piece**	**74 712 06 99**
Connection: Ø 12, DN 15 G 1/2 IG **PU: 25, W: 0,02 kg/Piece**	**74 714 06 99**
Connection: Ø 14, DN 15 G 1/2 IG **PU: 25, W: 0,02 kg/Piece**	**74 716 06 99**
Connection: Ø 16, DN 15 G 1/2 IG **PU: 25, W: 0,02 kg/Piece**	**74 718 06 99**
Connection: Ø 16, DN 20 G 3/4 IG **PU: 25, W: 0,03 kg/Piece**	**74 721 06 99**
Connection: Ø 18, DN 20 G 3/4 IG **PU: 25, W: 0,03 kg/Piece**	**74 722 06 99**

Installation Note
• Use a flat gasket.

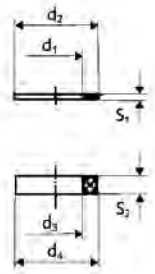

DN	d_1	d_2	d_3	d_4	S_1	S_2
3/8"x 8	Ø 8,5	Ø 14,5	Ø 7,5	Ø 14,3	0,4	3,5
3/8"x 10	Ø 10,5	Ø 14,5	Ø 9,5	Ø 14,5	0,4	3,5
1/2"x 8	Ø 8,5	Ø 18,5	Ø 7,0	Ø 18,0	0,5	4,0
1/2"x 10	Ø 10,5	Ø 18,5	Ø 9,7	Ø 18,0	0,5	4,0
1/2"x 12	Ø 12,5	Ø 18,5	Ø 11,4	Ø 18,0	0,5	4,0
1/2"x 14	Ø 14,5	Ø 18,5	Ø 13,4	Ø 18,0	0,5	4,0
3/4"x 15	Ø 15,5	Ø 24,0	Ø 14,0	Ø 23,5	0,5	4,0
3/4"x 16	Ø 16,5	Ø 24,0	Ø 15,0	Ø 23,5	0,5	4,0

Compression seal for compression screw connection **Scope of delivery** • Rubber ring • Brass flat washer	
Connection: Ø 8, for union nut DN 10 G 3/8 IG **PU: 50, W: 0,001 kg/Piece**	**26 600 00 99**
Connection: Ø 10, for union nut DN 10 G 3/8 IG **PU: 50, W: 0,001 kg/Piece**	**26 602 00 99**
Connection: Ø 8, for union nut DN 15 G 1/2 IG **PU: 50, W: 0,002 kg/Piece**	**26 605 00 99**
Connection: Ø 10, for union nut DN 15 G 1/2 IG **PU: 50, W: 0,001 kg/Piece**	**26 607 00 99**
Connection: Ø 12, for union nut DN 15 G 1/2 IG **PU: 50, W: 0,001 kg/Piece**	**26 609 00 99**
Connection: Ø 14, for union nut DN 15 G 1/2 IG **PU: 50, W: 0,001 kg/Piece**	**26 611 00 99**
Connection: Ø 15, for union nut DN 20 G 3/4 IG **PU: 50, W: 0,002 kg/Piece**	**26 615 00 99**
Connection: Ø 16, for union nut DN 20 G 3/4 IG **PU: 50, W: 0,002 kg/Piece**	**26 616 00 99**

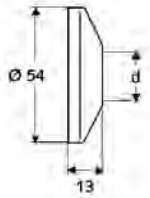

DN	d
10 (3/8")	17
15 (1/2")	21

Product description	Article number
Standard push rosette Ø 54 mm For angle valves with push rod. **Technical data** • Material: Brass • Surface: Chrome	
Connection: DN 10 G 3/8 AG **PU: 1, W: 0,008 kg/Piece**	**62 401 06 99**
Connection: DN 15 G 1/2 AG **PU: 1, W: 0,008 kg/Piece**	**62 402 06 99**

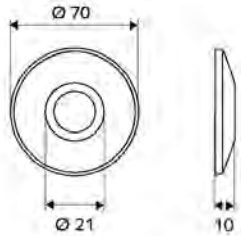

Push rosette Ø 70 mm

For DN 15 G 1/2 angle valves with push rod, for covering larger openings in the wall.

Technical data
• Material: Stainless steel

PU: 10, W: 0,02 kg/Piece	**62 470 06 99**

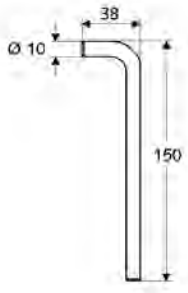

Installation spanner

For installing designer angle valves without causing damage.

Technical data
• Surface: Electrogalvanised

PU: 1, W: 0,10 kg/Piece	**78 203 68 99**

Product description	Article number
Ring-shaped copper pipe **Technical data** • Surface: Chrome • length: 5000 mm	
diameter: 8 mm **PU: 1, W: 0,94 kg/Piece**	**48 740 06 99**
diameter: 10 mm **PU: 1, W: 1,10 kg/Piece**	**48 741 06 99**
diameter: 12 mm **PU: 1, W: 1,41 kg/Piece**	**48 742 06 99**

Copper pipe Ø 8 mm

Smooth on both ends.

Technical data
• Material: Copper
• Surface: Chrome

length: 300 mm **PU: 30, W: 0,04 kg/Piece**	**48 700 06 99**
length: 500 mm **PU: 30, W: 0,07 kg/Piece**	**48 702 06 99**
length: 1000 mm **PU: 30, W: 0,16 kg/Piece**	**48 707 06 99**

Copper pipe Ø 10 mm

Smooth on both ends.

Technical data
• Surface: Chrome

length: 300 mm **PU: 20, W: 0,06 kg/Piece**	**48 708 06 99**
length: 500 mm **PU: 20, W: 0,09 kg/Piece**	**48 710 06 99**
length: 1000 mm **PU: 20, W: 0,21 kg/Piece**	**48 715 06 99**

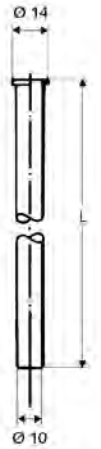

Product description	Article number
Copper pipe Ø 10 mm One end with Ø 14 mm flange for G 3/8 union nut, other end smooth. **Technical data** • Surface: Chrome	
length: 300 mm **PU: 20, W: 0,05 kg/Piece**	**49 700 06 99**
length: 500 mm **PU: 20, W: 0,10 kg/Piece**	**49 702 06 99**
length: 1000 mm **PU: 20, W: 0,18 kg/Piece**	**49 707 06 99**

Copper pipe Ø 10 mm

One end with Ø 18 mm flange for G 1/2 union nut, other end smooth.

Technical data
• Surface: Chrome

length: 300 mm **PU: 20, W: 0,06 kg/Piece**	**49 708 06 99**
length: 500 mm **PU: 20, W: 0,09 kg/Piece**	**49 710 06 99**
length: 1000 mm **PU: 20, W: 0,19 kg/Piece**	**49 715 06 99**

Copper pipe Ø 10 mm

One end with Ø 14 mm flange for G 3/8 union nut, other end with Ø 18 mm flange for G 1/2 union nut.

Technical data
• Surface: Chrome

length: 300 mm **PU: 20, W: 0,06 kg/Piece**	**50 000 06 99**
length: 400 mm **PU: 20, W: 0,08 kg/Piece**	**50 001 06 99**
length: 500 mm **PU: 20, W: 0,10 kg/Piece**	**50 002 06 99**
length: 600 mm **PU: 20, W: 0,12 kg/Piece**	**50 003 06 99**
length: 700 mm **PU: 20, W: 0,14 kg/Piece**	**50 004 06 99**
length: 800 mm **PU: 20, W: 0,16 kg/Piece**	**50 005 06 99**
length: 1000 mm **PU: 20, W: 0,19 kg/Piece**	**50 007 06 99**

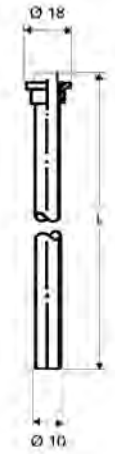

Product description	Article number
Copper pipe Ø 10 mm One end with Ø 18 mm soldering nipple for G 1/2 union nut, other end smooth. **Technical data** • Surface: Chrome	
length: 500 mm **PU: 20, W: 0,11 kg/Piece**	**23 502 06 99**
length: 1000 mm **PU: 20, W: 0,18 kg/Piece**	**23 507 06 99**

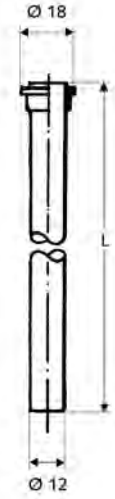

Copper pipe Ø 12 mm One end with Ø 18 mm soldering nipple for G 1/2 union nut, other end smooth. **Technical data** • Surface: Chrome	
length: 500 mm **PU: 10, W: 0,14 kg/Piece**	**23 510 06 99**

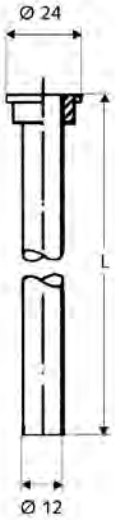

Copper pipe Ø 12 mm One end with Ø 24 mm soldering nipple for G 3/4 union nut, other end smooth. **Technical data** • Surface: Chrome	
length: 500 mm **PU: 10, W: 0,15 kg/Piece**	**23 518 06 99**

Product description	Article number
Copper pipe Ø 12 mm One end with Ø 18 mm flange for G 1/2 union nut, other end smooth. **Technical data** • Surface: Chrome	
length: 300 mm **PU: 10, W: 0,08 kg/Piece**	**49 716 06 99**
length: 500 mm **PU: 10, W: 0,14 kg/Piece**	**49 718 06 99**
length: 1000 mm **PU: 10, W: 0,24 kg/Piece**	**49 723 06 99**

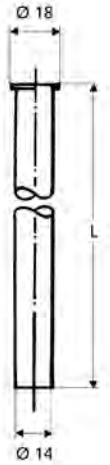

Copper pipe Ø 14 mm One end with Ø 18 mm flange for G 1/2 union nut, other end smooth. **Technical data** • Surface: Chrome	
length: 500 mm **PU: 10, W: 0,16 kg/Piece**	**49 726 06 99**
length: 1000 mm **PU: 10, W: 0,27 kg/Piece**	**49 731 06 99**

Product description	Article number

Copper pipe Ø 15 mm

One end with Ø 18 mm flange for G 1/2 union nut, other end smooth.

Technical data
- Surface: Chrome

length: 1000 mm **PU: 10, W: 0,30 kg/Piece**	**49 761 06 99**

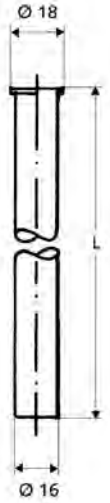

Copper pipe Ø 16 mm

One end with Ø 18 mm flange for G 1/2 union nut, other end smooth.

Technical data
- Surface: Chrome

length: 500 mm **PU: 10, W: 0,17 kg/Piece**	**49 734 06 99**
length: 1000 mm **PU: 10, W: 0,33 kg/Piece**	**49 739 06 99**

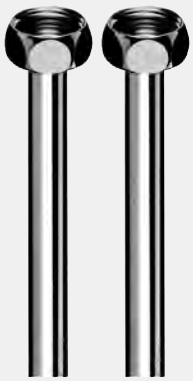

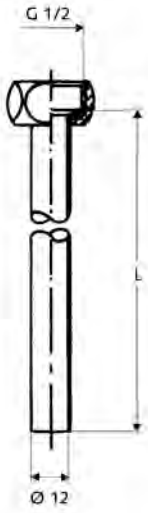

Copper pipe set Ø 12 mm

2 copper pipes, one end with flange and G 1/2 union nut incl. seal, other end smooth.

Technical data
- Surface: Chrome

length: 500 mm **PU: 1, W: 0,37 kg/Set**	**08 442 06 99**
length: 1000 mm **PU: 1, W: 0,60 kg/Set**	**08 445 06 99**

Note
- For electric hot water heaters.



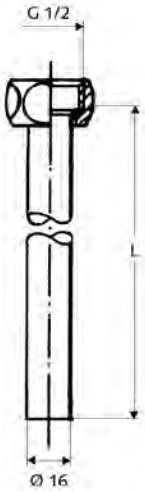

Product description	Article number
Copper pipe set Ø 16 mm 2 copper pipes, one end with flange and G 1/2 union nut incl. seal, other end smooth. **Technical data** • Surface: Chrome	
length: 500 mm **PU: 1, W: 0,44 kg/Set**	**08 448 06 99**

Note
• For electric hot water heaters.

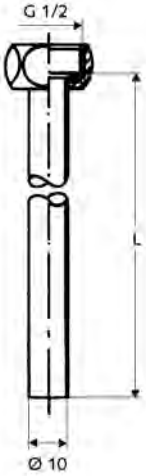

PETIT copper pipe connection set Ø 10 mm

One end with flange and G 1/2 union nut incl. seal, other end smooth.

Technical data
• Surface: Chrome

length: 300 mm **PU: 1, W: 0,08 kg/Piece**	**08 464 06 99**

Note
• For direct connection to SCHELL self-closing pillar valves or angle valves.

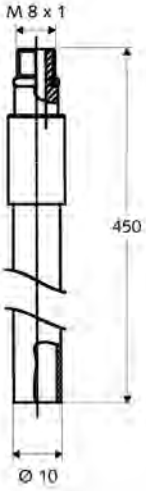

Fitting connection set M 8 x 1

2 copper pipes Ø 10 mm, one end M8x1 connection thread incl. seal, other end smooth.

Technical data
• Surface: Chrome

length: 450 mm **PU: 1, W: 0,20 kg/Set**	**08 480 06 99**

Installation Note
• For direct connection to the SCHELL wash basin taps PURIS, VENUS, CELIS, MODUS, PETIT HD-M, XERIS SC-M and SC-K

Product description	Article number
Flexible hoses Clean-Fix S with stainless steel braided wire sleeving DN 8 I. cone compression connection **G 3/8 ext. thread x Ø 10** II. union nut **G 3/8 int. thread**	
length 300 mm, chrome, PU 20, W: 0.09 kg/pc.	**10 200 06 99**
length 500 mm, chrome, PU 20, W: 0.10 kg/pc.	**10 201 06 99**
length 1000 mm, chrome, PU 20, W: 0.14 kg/pc.	**10 202 06 99**
length 300 mm, separately, chrome, PU 50, W: 0.09 kg/pc.	**10 200 06 30**

I. cone compression connection **G 3/8 ext. thread x Ø 10**
II. pipe stub **Ø 10**

length 300 mm, chrome, PU 20, W: 0.07 kg/pc.	**10 204 06 99**
length 400 mm, chrome, PU 20, W: 0.08 kg/pc.	**10 205 06 99**
length 500 mm, chrome, PU 20, W: 0.10 kg/pc.	**10 206 06 99**
length 1000 mm, chrome, PU 20, W: 0.13 kg/pc.	**10 207 06 99**
length 300 mm, separately, chrome, PU 50, W: 0.07 kg/pc.	**10 204 06 30**
length 500 mm, separately, chrome, PU 50, W: 0.09 kg/pc.	**10 206 06 30**



P. max. 10 bar ☑

T. max. 70 °C ☑

I. union nut **G 3/8 int. thread** with pre-assembled seal
II. pipe stub **Ø 10**

length 300 mm, chrome, PU 20, W: 0.06 kg/pc.	**10 210 06 99**
length 500 mm, chrome, PU 20, W: 0.07 kg/pc.	**10 211 06 99**
length 1000 mm, chrome, PU 20, W: 0.12 kg/pc.	**10 212 06 99**

Inliner HD-PE ☑

I. union nut **G 1/2 int. thread** with pre-assembled seal
II. pipe stub **Ø 10**

length 300 mm, chrome, PU 20, W: 0.07 kg/pc.	**10 213 06 99**
length 500 mm, chrome, PU 20, W: 0.09 kg/pc.	**10 214 06 99**



Braiding, stainless steel ☑

I./II. union nut **G 3/8 int. thread** with pre-assembled seal

length 300 mm, chrome, PU 20, W: 0.07 kg/pc.	**10 215 06 99**
length 500 mm, chrome, PU 20, W: 0.09 kg/pc.	**10 216 06 99**
length 1000 mm, chrome, PU 20, W: 0.13 kg/pc.	**10 217 06 99**

Union nut with pre-assembled sealing ☑

I. elbow with union nut **G 3/8 int. thread** with pre-assembled seal
II. union nut **G 3/8 int. thread** with pre-assembled seal

length 200 mm, separately, chrome, PU 20, W: 0.07 kg/pc.	**10 218 06 30**
length 300 mm, separately, chrome, PU 20, W: 0.08 kg/pc.	**10 219 06 30**

Socket with safety step ☑

I. union nut **G 1/2 int. thread** with pre-assembled seal
II. union nut **G 3/8 int. thread** with pre-assembled seal

length 300 mm, chrome, PU 20, W: 0.08 kg/pc.	**10 220 06 99**
length 500 mm, chrome, PU 20, W: 0.10 kg/pc.	**10 221 06 99**
length 1000 mm, chrome, PU 20, W: 0.14 kg/pc.	**10 222 06 99**

tensile compression fitting with brass cone ☑

I./II. union nut **G 1/2 int. thread** with pre-assembled seal

length 300 mm, chrome, PU 20, W: 0.09 kg/pc.	**10 223 06 99**
length 500 mm, chrome, PU 20, W: 0.11 kg/pc.	**10 224 06 99**
length 1000 mm, chrome, PU 20, W: 0.14 kg/pc.	**10 225 06 99**

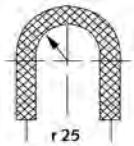

Bending radius ☑

I. union nut **G 1/2 int. thread** with pre-assembled seal
II. external thread **G 1/2 ext. thread**

length 300 mm, chrome, PU 20, W: 0.09 kg/pc.	**10 226 06 99**
length 500 mm, chrome, PU 20, W: 0.11 kg/pc.	**10 227 06 99**
length 1000 mm, chrome, PU 20, W: 0.16 kg/pc.	**10 228 06 99**

I. union nut **G 3/4 int. thread** with sealing device and pre-assembled seal
II. compression connection **G 3/8 ext. thread x Ø 10**

length 300 mm, chrome, PU 20, W: 0.12 kg/pc.	**10 229 06 99**



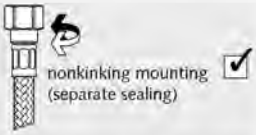

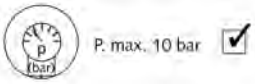

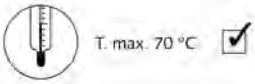

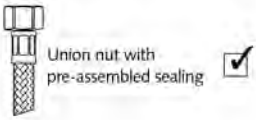

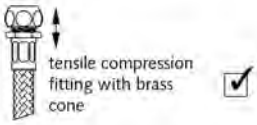

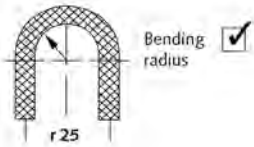

Product description	Article number
Flexible hoses Clean-Flex S with stainless steel braided wire sleeving and one swivel connection	
I. cone compression connection **G 3/8 ext. thread x Ø 10** II. union nut **G 3/8 int. thread** with pre-assembled seal	
length 150 mm, chrome, PU 20, W: 0.08 kg/pc.	**10 325 06 99**
length 300 mm, chrome, PU 20, W: 0.10 kg/pc.	**10 300 06 99**
length 500 mm, chrome, PU 20, W: 0.14 kg/pc.	**10 301 06 99**
length300 mm, separately, chrome, PU 50, W: 0.08 kg/pc.	**10 300 06 30**
length 500 mm, separately, chrome, PU 50, W: 0.11 kg/pc.	**10 301 06 30**
I. Konus-Quetschverschraubung **G 3/8 ext. thread x Ø 10** II. pipe stub **Ø 10**	
length 150 mm, chrome, PU 20, W: 0.06 kg/pc.	**10 326 06 99**
length 300 mm, chrome, PU 20, W: 0.09 kg/pc.	**10 306 06 99**
length 500 mm, chrome, PU 20, W: 0.11 kg/pc.	**10 307 06 99**
length 300 mm, separately, chrome, PU 50, W: 0.07 kg/pc.	**10 306 06 30**
length 500 mm, separately, chrome, PU 50, W: 0.08 kg/pc.	**10 307 06 30**
I. union nut **G 3/8 int. thread** with pre-assembled seal II. pipe stub **Ø 10**	
length 150 mm, chrome, VE 20, W: 0.06 kg/pc.	**10 327 06 99**
length 300 mm, chrome, VE 20, W: 0.08 kg/pc.	**10 310 06 99**
length 500 mm, chrome, VE 20, W: 0.10 kg/pc.	**10 311 06 99**
I. union nut **G 1/2 int. thread** with pre-assembled seal II. pipe stub **Ø 10**	
length 300 mm, chrome, PU 20, W: 0.09 kg/pc.	**10 312 06 99**
length 500 mm, chrome, PU 20, W: 0.11 kg/pc.	**10 313 06 99**
I./II. union nut **G 3/8 int. thread** with pre-assembled seal	
length 150 mm, chrome, PU 20, W: 0.07 kg/pc.	**10 328 06 99**
length 300 mm, chrome, PU 20, W: 0.09 kg/pc.	**10 314 06 99**
length 500 mm, chrome, PU 20, W: 0.11 kg/pc.	**10 315 06 99**
I. elbow with union nut **G 3/8 int. thread** with pre-assembled seal II. union nut **G 3/8 int. thread** with pre-assembled seal	
length 200 mm, chrome, PU 20, W: 0.08 kg/pc.	**10 316 06 99**
length 300 mm, chrome, PU 20, W: 0.09 kg/pc.	**10 317 06 99**
I. union nut **G 1/2 int. thread** with pre-assembled seal II. union nut **G 3/8 int. thread** with pre-assembled seal	
length 300 mm, chrome, PU 20, W: 0.10 kg/pc.	**10 318 06 99**
length 500 mm, chrome, PU 20, W: 0.12 kg/pc.	**10 319 06 99**
I./II. union nut **G 1/2 int. thread** with pre-assembled seal	
length 300 mm, chrome, PU 20, W: 0.11 kg/pc.	**10 320 06 99**
length 500 mm, chrome, PU 20, W: 0.13 kg/pc.	**10 321 06 99**
I. cone compression connection **G 3/8 ext. thread x Ø 8** II. union nut **G 3/8 int. thread** with pre-assembled seal	
length 300 mm, chrome, PU 20, W: 0.10 kg/pc.	**10 304 06 99**
length 500 mm, chrome, PU 20, W: 0.13 kg/pc.	**10 305 06 99**

Product description	Article number

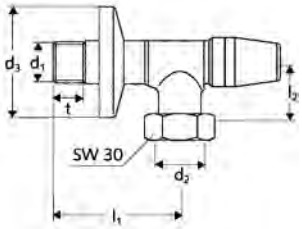

DN	d_1	l_1	t	d_2	l_2	SW	d_3
15	G 1/2	80	20	G 3/4	38	30	54

Water meter angle valve

Scope of delivery
- Water meter angle valve
  - Union nut G 3/4 IG, with sealing device
  - Long push rod
- Push rosette Ø 54 mm

Technical data
- Material: Brass, conform to German drinking water regulations
- Surface: Chrome
- Connection: DN 15 G 1/2 AG
- Outlet: DN 20 G 3/4 IG

PU: 25, W: 0,34 kg/Piece — **10 100 06 99**

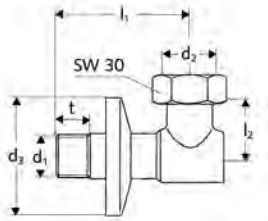

DN	d_1	l_1	t
15	G 1/2	80	20

d_2	l_2 min.	l_2 max.	SW	d_3
G 3/4	34	44	30	54

Water meter connection elbow

With adjustable outlet.

Scope of delivery
- Water meter connection elbow
  - Union nut G 3/4 IG, with sealing device
  - Long push rod
- Push rosette Ø 54 mm

Technical data
- Material: Brass, conform to German drinking water regulations
- Surface: Chrome
- Connection: DN 15 G 1/2 AG
- Outlet: DN 20 G 3/4 IG

PU: 25, W: 0,26 kg/Piece — **10 102 06 99**

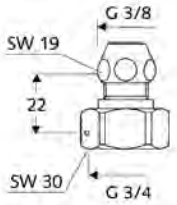

Water meter screw fitting

Scope of delivery
- Union nut G 3/4 IG, with sealing device
- High-tensile brass cone compression connection

Technical data
- Material: Brass, conform to German drinking water regulations
- Surface: Chrome
- Connection: DN 20 G 3/4 IG, Ø 10 mm (DN 10 G 3/8 AG)

PU: 25, W: 0,08 kg/Piece — **06 511 06 99**

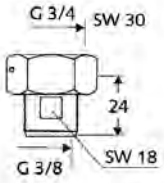

Water meter screw fitting

Scope of delivery
- Union nut G 3/4 IG, with sealing device

Technical data
- Material: Brass, conform to German drinking water regulations
- Surface: Chrome
- Connection: DN 20 G 3/4 IG, DN 10 G 3/8 IG

PU: 25, W: 0,08 kg/Piece — **26 053 06 99**

Central heating fittings

7 Central heating fittings

	Product information	378 - 379
72	Fill and drain valves	380 - 381
73	Radiator connections	382 - 383
	- Single connection valves for valves radiators	384
	- Double connection valves for valves radiators	385
74	Accessories / Concealed valves	386 - 387

Doubel connection valve for valve radiators

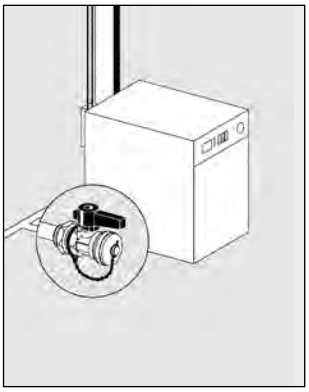

Use	SCHELL products	Page
Fill and drain valves for heating systems	F + D spindle valves F + D ball valves F + D plug valves	380 380 381

Use	SCHELL products	Page
Connecting valve radiators with 1/2 internal thread	Radiator connections with screw thread	382

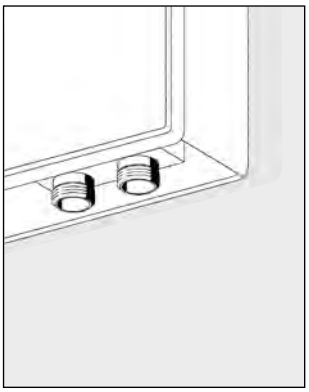

Use	SCHELL products	Page
Connecting valve radiators with 3/4 external thread Selection of manufacturers: • Baufa • Brötje • Brugmann • Buderus • De'Longhi • Kermi	Single connection valves Double connection valve	383 384 - 385

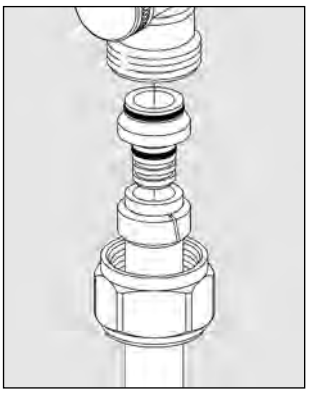

Use	SCHELL products	Page
Accessories	Compression fittings, Radiator connector nipple, Bleed key	386
Bath / kitchen / industry Concealed valves for shut-off of individual floors and usage units	Concealed valves	386 - 387

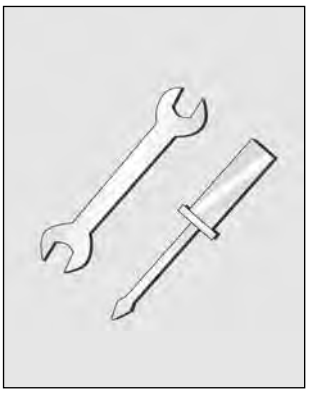

Technical information

Installation and maintenance are provided in the SCHELL installation manuals under the corresponding article by www.schell.eu. The SCHELL „General installation conditions“ apply.

Technical information

The dimensions of SCHELL radiator connections comply with DIN 3842.

Product description	Article number

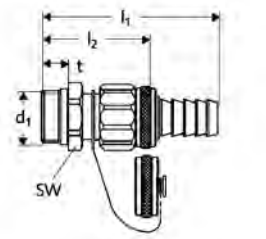

DN	d_1	l_1 min.	l_1 max.	l_2 min.	l_2 max.	t	d_2	SW
15	G 1/2	65	68,5	39	42,5	10,5	14,5	24

F + D spindle valve

Scope of delivery
- Spindle valve
  - ASAG (Self-sealing connection thread)
  - Cap with chain
- Hose screw connection

Technical data
- Max. Operating pressure: 10 bar
- Max. operating temperature: 90 °C
- Material: Brass, conform to German drinking water regulations
- Connection: DN 15 G 1/2 AG with ASAG
- Outlet: Hose screw connection Ø 14.5 mm (M 21 x 1.5)

Surface: Brass **PU: 50, W: 0,12 kg/Piece**	**13 932 00 99**
Surface: Matt chrome **PU: 50, W: 0,12 kg/Piece**	**13 932 03 99**

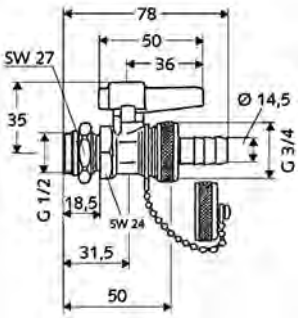

F + D ball valve with lever handle

Not suitable for drinking water.

Scope of delivery
- Ball valve
  - Lever handle
  - ASAG (Self-sealing connection thread)
  - Counter nut
  - Cap with chain

Technical data
- Max. Operating pressure: 16 bar
- Max. operating temperature: 90 °C
- Material: Brass
- Connection: DN 15 G 1/2 AG with ASAG
- Outlet: Hose screw connection Ø 14.5 mm (DN 20 G 3/4 AG)

Surface: Brass **PU: 50, W: 0,21 kg/Piece**	**13 994 00 99**
Surface: Matt chrome **PU: 50, W: 0,21 kg/Piece**	**13 994 03 99**

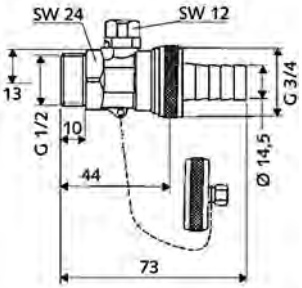

F + D ball valve

Not suitable for drinking water. Actuation with cap.

Scope of delivery
- Ball valve
  - Cap with chain
- Hose screw connection

Technical data
- Max. Operating pressure: 16 bar
- Max. operating temperature: 90 °C
- Material: Brass

Surface: Brass **PU: 50, W: 0,17 kg/Piece**	**13 954 00 99**
Surface: Matt chrome **PU: 50, W: 0,17 kg/Piece**	**13 954 03 99**

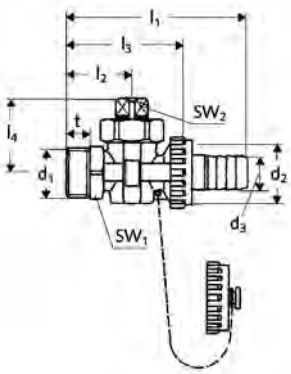

DN	d_1	d_2	l_1	l_2	l_3	l_4	t	d_3	SW_1	SW_2
10	G 3/8	G 1/2	74	25	45	32	8,5	13,5	22	10
15	G 1/2	G 3/4	78	27	48	32	10	15	22	12
20	G 3/4	G 1	92	31	57	41	11	20,5	27	14

Product description	Article number

F + D plug valve

Not suitable for drinking water.

Scope of delivery
- Plug valve
  - Cap with chain
- Hose screw connection

Technical data
- Max. Operating pressure: 12.5 bar
- Max. operating temperature: 90 °C
- Material: Brass

Connection: DN 10 G 3/8 AG **PU: 50, W: 0,12 kg/Piece**	**13 906 00 99**
Connection: DN 15 G 1/2 AG **PU: 50, W: 0,15 kg/Piece**	**13 907 00 99**
Connection: DN 20 G 3/4 AG **PU: 10, W: 0,31 kg/Piece**	**13 908 00 99**

Square spanner

12 mm

PU: 1, W: 0,04 kg/Piece	**78 207 00 99**

Sealing cap with chain and sealing disc

For securing valves/fittings.

Technical data
- Material: Brass, Plastic
- Surface: Brass

Connection: G 3/4 IG **PU: 25, W: 0,02 kg/Piece**	**25 801 00 99**
Connection: G 1 IG **PU: 25, W: 0,04 kg/Piece**	**25 802 00 99**

Hose screw connection

Technical data
- Material: Brass
- Surface: Brass
- Connection: M 21 x 1.5 IG

PU: 10, W: 0,02 kg/Piece	**24 835 00 99**

In connection with
- F + D spindle valve 13 932 00 99 Page 380 or
- F + D spindle valve 13 932 03 99 Page 380

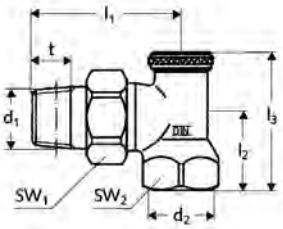

DN	DIN 2999 d_1	d_2	l_1	t	l_2	l_3	SW_1	SW_2
10	R 3/8	G 3/8	50	10,1	22	44	27	22
15	R 1/2	G 1/2	56	13,2	26	47	30	27
20	R 3/4	G 3/4	64,5	14,5	29	50	37	32

Product description	Article number
Radiator screw connection According to DIN 3842 for compact radiators. Angled form, lockable/adjustable. **Scope of delivery** • Radiator screw connection - Union nut, annealed **Technical data** • Max. Operating pressure: 10 bar • Max. operating temperature: 90 °C • Material: Brass • Surface: Matt nickel	
Connection: DN 10 G 3/8 IG, Outlet: DN 10 R 3/8 AG with ex worked thread **PU: 50, W: 0,15 kg/Piece**	**14 119 04 99**
Connection: DN 15 G 1/2 IG, Outlet: DN 15 R 1/2 AG with ex worked thread **PU: 50, W: 0,21 kg/Piece**	**14 120 04 99**
Connection: DN 20 G 3/4 IG, Outlet: DN 20 R 3/4 AG with ex worked thread **PU: 25, W: 0,29 kg/Piece**	**14 121 04 99**

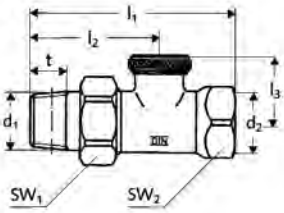

DN	DIN 2999 d_1	d_2	l_1	l_2	t	l_3	SW_1	SW_2
10	R 3/8	G 3/8	73	47	10,1	28	27	22
15	R 1/2	G 1/2	79	51	13,2	28	30	27
20	R 3/4	G 3/4	90	56	14,5	28	37	32

Radiator screw connection

According to DIN 3842 for compact radiators. Straight form, lockable/adjustable.

Scope of delivery
- Radiator screw connection
  - Union nut, annealed

Technical data
- Max. Operating pressure: 10 bar
- Max. operating temperature: 90 °C
- Material: Brass
- Surface: Matt nickel

Connection: DN 10 G 3/8 IG, Outlet: DN 10 R 3/8 AG with ex worked thread **PU: 50, W: 0,16 kg/Piece**	**14 116 04 99**
Connection: DN 15 G 1/2 IG, Outlet: DN 15 R 1/2 AG with ex worked thread **PU: 50, W: 0,21 kg/Piece**	**14 117 04 99**
Connection: DN 20 G 3/4 IG, Outlet: DN 20 R 3/4 AG with ex worked thread **PU: 25, W: 0,33 kg/Piece**	**14 118 04 99**

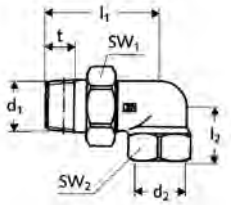

DN	DIN 2999 d_1	d_2	l_1	t	l_2	SW_1	SW_2
15	R 1/2	G 1/2	54	13,2	26	30	27
20	R 3/4	G 3/4	62,5	14,5	30	37	32
25	R 1	G 1	72	16,8	34	46	41

Product description	Article number
Radiator screw connection According to DIN 3842 for compact radiators. Angled form. **Scope of delivery** • Radiator screw connection - Union nut, annealed **Technical data** • Max. Operating pressure: 10 bar • Max. operating temperature: 90 °C • Material: Brass • Surface: Brass	
Connection: DN 15 G 1/2 IG, Outlet: DN 15 R 1/2 AG with ex worked thread **PU: 50, W: 0,16 kg/Piece**	**14 106 00 99**
Connection: DN 20 G 3/4 IG, Outlet: DN 20 R 3/4 AG with ex worked thread **PU: 25, W: 0,25 kg/Piece**	**14 107 00 99**
Connection: DN 25 G 1 IG, Outlet: DN 25 R 1 AG with ex worked thread **PU: 25, W: 0,43 kg/Piece**	**14 108 00 99**

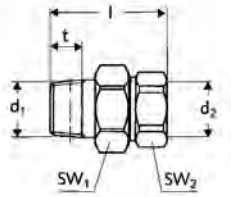

DN	DIN 2999 d_1	d_2	l	t	SW_1	SW_2
15	R 1/2	G 1/2	51,5	13,2	30	27
20	R 3/4	G 3/4	57,5	14,5	37	32
25	R 1	G 1	64,5	16,8	46	41
32	R 1 1/4	G 1 1/4	74	19,1	52	50

Radiator screw connection According to DIN 3842 for compact radiators. Straight form. **Scope of delivery** • Radiator screw connection - Union nut, annealed **Technical data** • Max. Operating pressure: 10 bar • Max. operating temperature: 90 °C • Material: Brass	
Connection: DN 15 G 1/2 IG, Outlet: DN 15 R 1/2 AG with ex worked thread **PU: 50, W: 0,13 kg/Piece**	**14 101 00 99**
Connection: DN 20 G 3/4 IG, Outlet: DN 20 R 3/4 AG with ex worked thread **PU: 25, W: 0,19 kg/Piece**	**14 102 00 99**
Connection: DN 25 G 1 IG, Outlet: DN 25 R 1 AG with ex worked thread **PU: 25, W: 0,34 kg/Piece**	**14 103 00 99**
Connection: DN 32 G 1 1/4 IG, Outlet: DN 32 R 1 1/4 AG with ex worked thread **PU: 10, W: 0,45 kg/Piece**	**14 104 00 99**

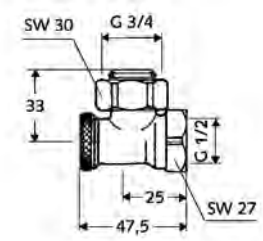

Product description	Article number

Single connection valve

For radiator valves with G 3/4 AG connection. Angled form, lockable/adjustable.

Scope of delivery
- Connecting valve
  - Union nut, annealed
  - Calotte with O-ring

Technical data
- Max. Operating pressure: 10 bar
- Max. operating temperature: 90 °C
- Material: Brass
- Surface: Matt nickel

Connection: DN 15 G 1/2 IG, Outlet: DN 20 G 3/4 IG
PU: 1, W: 0,17 kg/Piece **14 182 04 99**

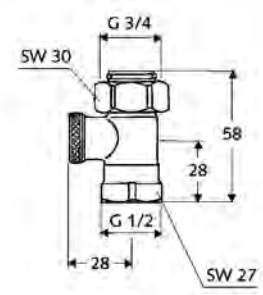

Single connection valve

For radiator valves with G 3/4 AG connection. Straight form, lockable/adjustable.

Scope of delivery
- Connecting valve
  - Union nut, annealed
  - Calotte with O-ring

Technical data
- Max. Operating pressure: 10 bar
- Max. operating temperature: 90 °C
- Material: Brass
- Surface: Matt nickel

Connection: DN 15 G 1/2 IG, Outlet: DN 20 G 3/4 IG
PU: 1, W: 0,19 kg/Piece **14 178 04 99**

Product description	Article number

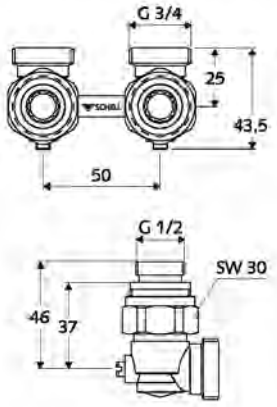

Double connection valve

For radiator valves with G 1/2 IG or Euro cone G 3/4 AG connections. Angled form, lockable.

Scope of delivery
- Double connection valve
  - 2 reduction nipples G 3/4 AG x G 1/2 AG with seal (radiator connections)

Technical data
- Max. Operating pressure: 10 bar
- Max. operating temperature: 90 °C
- Material: Brass
- Surface: Matt nickel
- Connection: 2x DN 15 G 3/4 AG
- Outlet: 2x DN 15 G 1/2 AG (G 3/4 IG)

PU: 1, W: 0,31 kg/Piece **14 200 04 99**

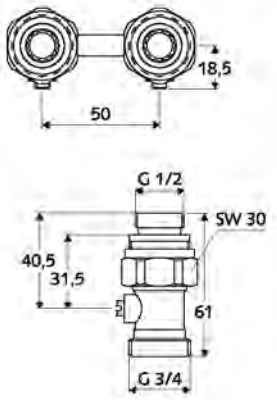

Double connection valve

For radiator valves with G 1/2 IG or Euro cone G 3/4 AG connections. Straight form, lockable.

Scope of delivery
- Double connection valve
  - 2 reduction nipples G 3/4 AG x G 1/2 AG with seal (radiator connections)

Technical data
- Max. Operating pressure: 10 bar
- Max. operating temperature: 90 °C
- Material: Brass
- Surface: Matt nickel
- Connection: 2x DN 15 G 3/4 AG
- Outlet: 2x DN 15 G 1/2 AG (G 3/4 IG)

PU: 1, W: 0,28 kg/Piece **14 201 04 99**

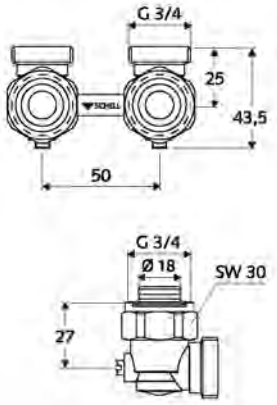

Double connection valve

For radiator valves with Euro cone G 3/4 AG connections. Angled form, lockable.

Scope of delivery
- Double connection valve
  - 2 cone adapters G 3/4 IG (radiator connections)

Technical data
- Max. Operating pressure: 10 bar
- Max. operating temperature: 90 °C
- Material: Brass
- Surface: Matt nickel
- Connection: 2x DN 15 G 3/4 AG
- Outlet: 2x DN 15 G 3/4 IG

PU: 1, W: 0,25 kg/Piece **14 202 04 99**

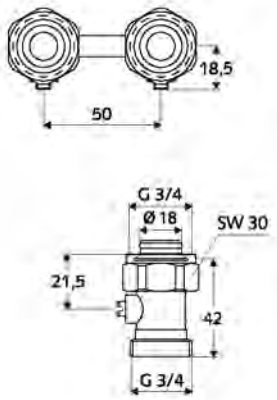

Double connection valve

For radiator valves with Euro cone G 3/4 AG connections. Straight form, lockable.

Scope of delivery
- Double connection valve
  - 2 cone adapters G 3/4 IG (radiator connections)

Technical data
- Max. Operating pressure: 10 bar
- Max. operating temperature: 90 °C
- Material: Brass
- Surface: Matt nickel
- Connection: 2x DN 15 G 3/4 AG
- Outlet: 2x DN 15 G 3/4 IG

PU: 1, W: 0,24 kg/Piece **14 203 04 99**

Product description	Article number

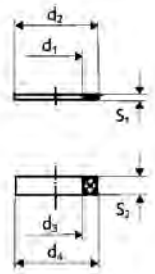

Compression fitting DN15

For connecting 15 mm copper pipe to all SCHELL radiator fittings with G 1/2 IG.

Scope of delivery
- Compression fitting
- Support sleeve

Technical data
- Material: Screw nipple Brass
- Surface: Matt nickel
- Connection: G 1/2 AG

PU: 10, W: 0,03 kg/Piece — **26 576 04 99**

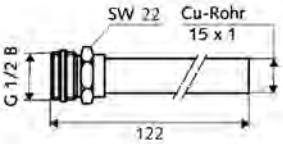

Radiator connection nipple

For connection to radiator valves.

Scope of delivery
- Connecting nipple
  - ASAG easy (Self-sealing connection thread)

Technical data
- Material: Pipe Copper; Screw nipple Brass
- Max. operating temperature: 90 °C
- Surface: Matt chrome
- length: 120 mm
- Connection: DN 15 G 1/2 AG
- Outlet: Ø 15 x 1 mm

PU: 10, W: 0,08 kg/Piece — **16 540 03 99**

Necessary associated articles
- Compression fitting DN15 26 576 04 99 Page 386

Socket wrench

Technical data
- Material: Die-cast zinc
- Surface: Matt chrome

spanner size 4-sided: 5 mm
PU: 1, W: 0,006 kg/Piece — **78 217 03 99**

spanner size 4-sided: 6 mm
PU: 1, W: 0,01 kg/Piece — **78 218 03 99**

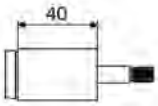

Extension set for concealed valves

Extension 40 mm, non-rising spindle.

Technical data
- Material: Brass
- Surface: Chrome

PU: 1, W: 0,10 kg/Piece — **22 240 00 99**

Recommended associated articles
- Concealed valve DN 15 19 114 06 99 Page 310, 387 or
- Concealed valve DN 20 19 115 06 99 Page 310, 387 or
- Concealed valve DN 25 19 116 06 99 Page 310, 387

Product description	Article number

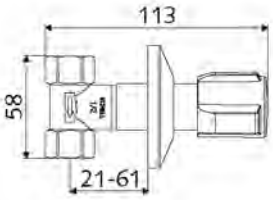

Concealed valve DN 15

With shut-off and regulating function.

Scope of delivery
- Concealed spindle valve
  - COMFORT handle
  - Non-rising head part
  - Push rod
  - Maintenance-free spindle seal
- Protective cap
- Push rosette Ø 65 mm

Technical data
- Max. Operating pressure: 10 bar, • Max. operating temperature: 85 °C
- Material: Brass, conform to German drinking water regulations, • Surface: Chrome
- Installation depth: 0 - 40 mm
- Connection: DN 15 G 1/2 IG, • Outlet: DN 15 G 1/2 IG
- Certificates: P-IX 28893/II
- Noise class: II

PU: 1, W: 0,35 kg/Piece **19 114 06 99**

Recommended associated articles
- Extension set for concealed valves 22 240 00 99 Page 311, 386

Note
- Temperature-resistant, conform to EN 1213.
- Also suitable for heating installations.

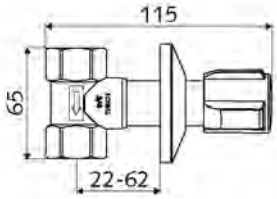

Concealed valve DN 20

With shut-off and regulating function.

Scope of delivery
- Concealed spindle valve
  - COMFORT handle
  - Non-rising head part
  - Push rod
  - Maintenance-free spindle seal
- Protective cap, • Push rosette Ø 65 mm

Technical data
- Max. Operating pressure: 10 bar, • Max. operating temperature: 85 °C
- Material: Brass, conform to German drinking water regulations, • Surface: Chrome
- Installation depth: 0 - 40 mm
- Connection: DN 20 G 3/4 IG, • Outlet: DN 20 G 3/4 IG
- Certificates: P-IX 28893/II
- Noise class: II

PU: 1, W: 0,46 kg/Piece **19 115 06 99**

Recommended associated articles
- Extension set for concealed valves 22 240 00 99 Page 311, 386

Note
- Temperature-resistant, conform to EN 1213.
- Also suitable for heating installations.

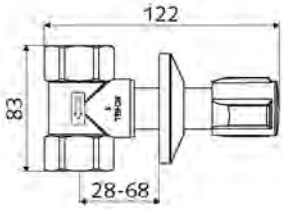

Concealed valve DN 25

With shut-off and regulating function.

Scope of delivery
- Concealed spindle valve
  - COMFORT handle
  - Non-rising head part
  - Push rod
  - Maintenance-free spindle seal
- Protective cap, • Push rosette Ø 65 mm

Technical data
- Max. Operating pressure: 10 bar, • Max. operating temperature: 85 °C
- Material: Brass, conform to German drinking water regulations, • Surface: Chrome
- Installation depth: 0 - 40 mm
- Connection: DN 25 G 1 IG, • Outlet: DN 25 G 1 IG
- Certificates: P-IX 28893/II
- Noise class: II

PU: 1, W: 0,66 kg/Piece **19 116 06 99**

Recommended associated articles
- Extension set for concealed valves 22 240 00 99 Page 311, 386

Note
- Temperature-resistant, conform to EN 1213.
- Also suitable for heating installations.

Spare parts

Article number index

Spare parts

Article number	MPG	Page	GTIN-Code
00 904 00 99	29	492	4021163164022
00 907 00 99	29	472	4021163161168
00 908 00 99	29	472	4021163161175
00 910 00 99	19	396	4021163163254
00 918 00 99	19	428	4021163166668
00 922 06 99	19	459	4021163169379
00 923 00 99	19	404	4021163168907
00 924 00 99	19	418	4021163169201
00 925 00 99	19	405	4021163169126
01 019 00 99	19	494	4021163165951
01 020 00 99	19	494	4021163165944
01 021 06 99	29	500	4021163166057
01 022 00 99	19	398	4021163166071
01 023 00 99	19	398	4021163166064
01 024 00 99	19	398	4021163166088
01 025 00 99	19	398	4021163166095
01 224 00 99	29	468	4021163138702
01 301 06 99	19	408	4021163151961
01 303 06 99	19	440	4021163156898
01 312 00 99	19	398	4021163136524
01 313 00 99	19	398	4021163136500
01 315 06 99	13	396	4021163159158
01 316 00 99	19	396	4021163161106
01 319 00 99	29	499	4021163127706
01 381 06 99	19	398	4021163135213
01 382 06 99	19	398	4021163135220
01 383 00 99	19	398	4021163135237
01 418 00 99	29	468	4021163142471
01 442 00 99	29	420	4021163140361
01 451 00 99	19	398	4021163140316
01 456 06 99	29	500	4021163140293
01 458 00 99	29	499	4021163140538
01 468 00 99	20	468	4021163142280
01 489 00 99	19	459	4021163169386
01 504 00 99	29	499	4021163150902
01 513 00 99	19	437	4021163151114
01 519 00 99	19	400	4021163151176
01 521 06 99	19	400	4021163151169
01 522 00 99	19	408	4021163151954
01 524 00 99	22	497	4021163151954
01 525 00 99	29	497	4021163155204
01 526 00 99	29	497	4021163155228
01 527 00 99	29	497	4021163155198
01 528 00 99	29	497	4021163155181
01 529 00 99	22	497	4021163155211
01 530 00 99	29	496	4021163155174
01 544 00 99	19	402	4021163155532
01 557 00 99	13	401	4021163157222
01 589 06 99	19	427	4021163159738
01 590 06 99	19	465	4021163159721
01 591 06 99	19	450	4021163159714

Article number	MPG	Page	GTIN-Code
01 592 06 99	19	442	4021163159707
01 593 06 99	19	441	4021163159745
01 597 00 99	19	399	4021163162134
01 875 00 99	13	437	4021163149794
01 925 00 99	19	427	4021163160086
01 948 06 99	19	421	4021163165203
01 948 28 99	19	421	4021163165197
01 949 06 99	19	421	4021163165180
01 949 28 99	19	421	4021163165173
02 004 00 99	19	420	4021163150940
02 005 00 99	19	420	4021163150957
02 007 00 99	19	431	4021163151732
02 102 06 99	19	413	4021163137873
02 103 06 99	19	413	4021163137866
02 104 00 99	19	413	4021163137859
02 116 06 99	19	410	4021163141863
02 121 06 99	19	399	4021163143874
02 129 06 99	19	410	4021163147278
02 134 06 99	19	410	4021163148251
02 135 06 99	19	410	4021163149364
02 144 06 99	19	415	4021163156805
02 145 06 99	19	416	4021163156799
02 152 06 99	19	412	4021163161854
02 160 06 99	19	409	4021163162356
02 161 00 99	19	396	4021163162363
02 184 00 99	19	415	4021163170597
03 048 00 99	29	474	4021163153590
03 049 00 99	29	474	4021163153583
03 080 00 99	29	478	4021163162301
03 081 00 99	29	478	4021163162318
03 082 00 99	29	478	4021163162325
03 083 00 99	29	478	4021163162349
03 084 00 99	29	478	4021163162332
03 128 00 99	29	479	4021163166835
03 129 00 99	29	479	4021163166828
03 132 00 99	29	479	4021163166811
03 133 00 99	29	479	4021163166804
03 134 00 99	29	479	4021163166798
03 135 00 99	29	479	4021163166781
03 137 00 99	29	480	4021163166774
03 138 00 99	29	480	4021163166767
03 141 00 99	29	479	4021163166743
03 204 06 99	29	469	4021163101911
03 262 06 99	29	477	4021163147490
03 262 12 99	29	477	4021163147506
03 262 28 99	29	477	4021163147599
03 263 06 99	29	477	4021163147513
03 263 12 99	29	477	4021163147520
03 273 00 99	29	476	4021163148619
03 276 00 99	29	476	4021163149111
03 285 06 99	29	477	4021163151978

Article number	MPG	Page	GTIN-Code
03 285 15 99	29	477	4021163151992
03 285 64 99	29	477	4021163151985
10 249 06 99	29	476	4021163153576
10 250 06 99	19	412	4021163160192
10 257 06 99	19	397	4021163163230
10 258 06 99	19	396	4021163163223
10 266 06 99	19	405	4021163169171
10 267 06 99	19	405	4021163169157
10 268 06 99	19	415	4021163170672
21 700 00 99	19	400	4021163161113
21 701 00 99	19	399	4021163162189
21 702 00 99	19	399	4021163162172
21 703 00 99	19	399	4021163164046
21 704 00 99	19	399	4021163164039
21 705 00 99	19	421	4021163165210
21 706 00 99	19	421	4021163165234
21 707 00 99	19	421	4021163165241
21 853 06 99	19	461	4021163168891
22 145 00 99	39	508	4021163138740
22 146 00 99	39	508	4021163138764
22 148 00 99	29	489	4021163142082
22 165 00 99	19	416	4021163157918
22 168 00 99	19	424	4021163159998
22 234 00 99	39	506	4021163158625
22 235 00 99	39	506	4021163158649
22 236 00 99	39	507	4021163158632
22 237 00 99	39	509	4021163163476
22 238 00 99	39	509	4021163163483
22 239 00 99	39	509	4021163163490
23 036 06 99	29	489	4021163140286
23 042 06 99	29	486	4021163143669
23 043 06 99	29	485	4021163143652
23 046 06 99	29	483	4021163143584
23 047 06 99	29	484	4021163143607
23 050 06 99	29	503	4021163143744
23 068 06 99	19	448	4021163151589
23 069 06 99	19	430	4021163151565
23 073 06 99	29	484	4021163150865
23 074 06 99	19	431	4021163151374
23 077 06 99	29	493	4021163152395
23 077 15 99	29	493	4021163152371
23 079 28 99	29	493	4021163152388
23 080 28 99	22	497	4021163151930
23 082 06 99	19	451	4021163156881
23 088 06 99	29	471	4021163161144
23 088 15 99	29	471	4021163161151
23 103 06 99	19	427	4021163159981
23 104 06 99	19	427	4021163160000
23 107 06 99	19	409	4021163162387
23 108 06 99	19	409	4021163162370
23 109 06 99	19	427	4021163163827

SCHELL

MPG = Main product group

Article number	MPG	Page	GTIN-Code	Article number	MPG	Page	GTIN-Code	Article number	MPG	Page	GTIN-Code
23 111 06 99	19	459	4021163168877	**27 830 06 99**	19	424	4021163160093	**29 522 06 99**	19	436	4021163144086
23 301 00 99	29	489	4021163142099	**28 511 06 99**	19	398	4021163135244	**29 523 06 99**	19	444	4021163151220
23 767 06 99	29	483	4021163143645	**28 512 06 99**	19	398	4021163135251	**29 524 00 99**	19	436	4021163144109
23 768 06 99	29	501	4021163143720	**28 629 06 99**	39	508	4021163138726	**29 545 06 99**	19	423	4021163150933
23 769 06 99	29	501	4021163143737	**28 632 06 99**	39	508	4021163138757	**29 600 06 99**	19	409	4021163149142
23 777 06 99	29	488	4021163163605	**28 918 06 99**	19	408	4021163155495	**29 613 00 99**	19	430	4021163151596
24 746 06 99	19	421	4021163151244	**28 919 06 99**	19	398	4021163154139	**29 618 00 99**	29	484	4021163150872
24 747 06 99	19	421	4021163151251	**28 922 06 99**	19	398	4021163160857	**29 623 06 99**	19	430	4021163151725
24 748 06 99	19	421	4021163151268	**28 931 00 99**	19	404	4021163169072	**29 625 00 99**	29	471	4021163152340
24 765 06 99	19	425	4021163161359	**28 932 00 99**	19	404	4021163169065	**29 626 00 99**	29	471	4021163152333
24 766 06 99	19	425	4021163161342	**28 933 00 99**	19	404	4021163169041	**29 628 00 99**	29	494	4021163152357
24 767 06 99	19	425	4021163161335	**28 934 00 99**	19	418	4021163169089	**29 634 00 99**	19	425	4021163160116
24 768 06 99	19	425	4021163161328	**28 935 00 99**	19	418	4021163169096	**29 639 00 99**	19	446	4021163153941
25 036 00 99	29	473	4021163157284	**29 197 00 99**	19	459	4021163166903	**29 640 00 99**	19	446	4021163153934
25 037 00 99	29	473	4021163157291	**29 213 06 99**	19	461	4021163168372	**29 643 00 99**	29	470	4021163154177
25 231 06 99	19	423	4021163158526	**29 214 00 99**	29	480	4021163170146	**29 644 00 99**	29	470	4021163154184
25 231 28 99	19	423	4021163158519	**29 215 00 99**	29	480	4021163170139	**29 652 00 99**	19	422	4021163154467
25 232 06 99	19	447	4021163158502	**29 216 00 99**	29	480	4021163170122	**29 653 00 99**	19	422	4021163154474
25 232 28 99	19	447	4021163158496	**29 217 00 99**	29	481	4021163170115	**29 659 00 99**	19	443	4021163159752
25 233 06 99	19	445	4021163158489	**29 218 00 99**	29	481	4021163170108	**29 660 00 99**	19	431	4021163156201
25 233 28 99	19	445	4021163158472	**29 219 00 99**	29	481	4021163170092	**29 664 06 99**	29	487	4021163156393
25 234 06 99	19	437	4021163158465	**29 220 00 99**	29	481	4021163170085	**29 669 06 99**	29	487	4021163156751
25 234 28 99	19	437	4021163158458	**29 221 00 99**	29	481	4021163170078	**29 670 00 99**	29	472	4021163156911
25 235 06 99	19	439	4021163158441	**29 222 00 99**	29	481	4021163170061	**29 676 00 99**	19	427	4021163160123
25 235 28 99	19	439	4021163158434	**29 223 00 99**	29	481	4021163170054	**29 677 00 99**	19	427	4021163160017
25 661 06 99	29	472	4021163157277	**29 224 00 99**	29	481	4021163170047	**29 678 06 99**	19	427	4021163160024
25 677 00 99	29	473	4021163167344	**29 225 00 99**	29	482	4021163170030	**29 679 00 99**	19	465	4021163160031
25 678 00 99	29	473	4021163167337	**29 226 00 99**	29	482	4021163170023	**29 680 06 99**	19	425	4021163160048
25 815 06 99	29	487	4021163115390	**29 227 00 99**	29	482	4021163170016	**29 681 00 99**	19	465	4021163160079
25 838 06 99	19	403	4021163155518	**29 228 00 99**	29	482	4021163170009	**29 682 06 99**	19	443	4021163160642
25 880 28 99	29	473	4021163157260	**29 229 00 99**	29	482	4021163169997	**29 684 00 99**	19	427	4021163161380
25 881 28 99	29	473	4021163157246	**29 230 00 99**	29	482	4021163169980	**29 685 00 99**	19	425	4021163161373
25 883 06 99	19	411	4021163159370	**29 231 00 99**	29	482	4021163169973	**29 686 06 99**	19	425	4021163161397
25 896 00 99	39	506	4021163164213	**29 232 00 99**	29	482	4021163169966	**29 687 00 99**	19	425	4021163161403
25 897 06 99	19	431	4021163163742	**29 233 00 99**	29	482	4021163169959	**29 688 06 99**	19	427	4021163161410
25 944 00 99	19	411	4021163144680	**29 300 00 99**	29	487	4021163116991	**29 689 00 99**	19	397	4021163163186
25 983 06 99	19	417	4021163156836	**29 317 06 99**	29	501	4021163117066	**29 690 00 99**	19	397	4021163163155
25 988 00 99	19	405	4021163156782	**29 407 00 99**	29	469	4021163102284	**29 691 00 99**	19	397	4021163163162
25 989 06 99	19	425	4021163160109	**29 416 00 99**	29	498	4021163102291	**29 692 00 99**	19	397	4021163163179
25 990 00 99	19	412	4021163161908	**29 420 00 99**	29	487	4021163132298	**29 693 00 99**	19	397	4021163163193
25 992 00 99	19	409	4021163162776	**29 421 06 99**	29	487	4021163132427	**29 694 00 99**	19	397	4021163163209
25 993 06 99	19	456	4021163166194	**29 448 00 99**	29	498	4021163134131	**29 695 00 99**	19	397	4021163163216
25 995 06 99	19	428	4021163166842	**29 455 00 99**	29	469	4021163134322	**29 696 00 99**	29	488	4021163163414
25 998 00 99	19	415	4021163170634	**29 479 00 99**	29	484	4021163143614	**29 697 00 99**	19	459	4021163166934
26 002 06 99	29	501	4021163163445	**29 490 00 99**	29	483	4021163143591	**29 698 00 99**	20	480	4021163163520
26 003 00 99	29	492	4021163163452	**29 492 00 99**	29	502	4021163143935	**29 699 00 99**	20	480	4021163163513
26 004 00 99	29	473	4021163163759	**29 493 00 99**	29	503	4021163143690	**29 700 00 99**	19	396	4021163163728
26 005 00 99	29	473	4021163167351	**29 517 06 99**	19	423	4021163151213	**29 701 06 99**	19	396	4021163163735
26 007 06 99	29	487	4021163115451	**29 518 00 99**	19	440	4021163144055	**29 707 00 99**	19	429	4021163166644
26 072 06 99	29	489	4021163135145	**29 519 00 99**	19	441	4021163144062	**29 708 00 99**	19	429	4021163166637
27 820 06 99	23	502	4021163132038	**29 521 00 99**	19	441	4021163144079	**29 709 00 99**	19	429	4021163166620

Article number	MPG	Page	GTIN-Code	Article number	MPG	Page	GTIN-Code	Article number	MPG	Page	GTIN-Code
29 715 00 99	19	463	4021163167030	**75 622 06 99**	29	503	4021163143775				
29 730 00 99	19	419	4021163168563	**76 594 28 99**	29	499	4021163147896				
29 733 00 99	19	409	4021163169416	**77 400 00 99**	29	487	4021163123227				
29 735 00 99	19	444	4021163169423	**77 412 06 99**	19	403	4021163155525				
29 736 00 99	19	409	4021163169430	**77 610 00 99**	19	398	4021163148442				
29 741 00 99	19	406	4021163169188	**77 613 00 99**	29	476	4021163149128				
29 742 00 99	19	405	4021163169225	**77 614 00 99**	29	476	4021163149135				
29 744 00 99	19	404	4021163169256	**77 623 00 99**	19	400	4021163151190				
29 745 00 99	19	432	4021163169119	**77 638 00 99**	29	474	4021163153668				
29 746 00 99	19	432	4021163169218	**77 639 00 99**	29	475	4021163153606				
29 747 00 99	19	418	4021163169263	**77 640 00 99**	29	475	4021163153613				
29 748 06 99	19	407	4021163169195	**77 641 00 99**	29	475	4021163153620				
29 749 06 99	19	405	4021163169249	**77 642 00 99**	29	475	4021163153637				
29 750 06 99	19	433	4021163169270	**77 646 00 99**	19	411	4021163159431				
29 751 06 99	19	418	4021163169294	**77 662 00 99**	19	415	4021163156812				
29 752 06 99	19	419	4021163169287	**77 673 00 99**	13	437	4021163158540				
29 753 06 99	19	405	4021163169232	**77 678 00 99**	19	451	4021163159936				
29 754 00 99	19	419	4021163169164	**77 690 00 99**	19	399	4021163162165				
29 755 06 99	19	405	4021163168976	**77 698 00 99**	29	501	4021163163445				
47 996 09 99	39	506	4021163129953	**77 700 00 99**	29	473	4021163165890				
48 006 06 99	35	506	4021163132731	**77 701 00 99**	19	412	4021163161847				
48 054 06 99	19	455	4021163159387	**77 705 00 99**	19	451	4021163161786				
48 055 06 99	19	452	4021163159394	**77 709 00 99**	19	396	4021163163247				
48 069 06 99	19	455	4021163159400	**77 734 00 99**	19	421	4021163165227				
50 752 00 99	29	488	4021163163407	**78 230 03 99**	39	506	4021163139624				
60 544 06 99	19	452	4021163162158	**78 241 00 99**	19	424	4021163161366				
61 822 06 99	39	508	4021163147360								
62 100 06 99	29	487	4021163160604								
62 506 06 99	29	485	4021163143676								
62 507 06 99	29	503	4021163143768								
62 521 06 99	39	508	4021163149104								
62 805 00 99	19	399	4021163144116								
63 011 00 99	19	451	4021163159943								
63 014 00 99	19	457	4021163165920								
64 755 00 99	19	455	4021163159417								
64 756 00 99	19	452	4021163159424								
66 083 00 99	29	500	4021163132281								
66 190 00 99	19	451	4021163159950								
69 945 03 99	39	506	4021163154535								
69 946 03 99	39	506	4021163154528								
69 956 06 99	19	440	4021163157468								
69 967 06 99	19	424	4021163160062								
69 968 06 99	19	426	4021163160055								
69 982 03 99	39	506	4021163159066								
69 993 06 99	19	463	4021163168884								
69 996 06 99	19	414	4011163170573								
69 997 06 99	19	414	4021163170580								
71 506 00 99	19	399	4021163151206								
72 847 00 99	29	500	4021163128567								
72 872 00 99	19	413	4021163137880								
75 621 06 99	29	502	4021163143713								

Ersatzteile Waschtisch-Armaturen

19 Spare parts wash basin fittings

Wash basin fittings

- XERIS E-T / XERIS E	396 - 397
- PURIS E / VENUS E	398 - 399
- CELIS E	400 - 401
- MODUS E / MODUS Trend E	402 - 407
- TIPUS P	408
- XERIS SC	409
- PURIS SC	410
- PETIT SC, HD-K, HD-M	411 - 412
- PURIS Line	413
- MODUS EH-T/EH, MODUS K	414 - 415
- LINUS W-E-M / W-E-V	420 - 421
- LINUS W-SC-M / W-SC-V	422 - 423
- VITUS mixed water	424 - 425
- VITUS Thermostat	426 - 428
- WALIS E	428 - 429
- LINUS W-EH-M	430
- PETIT SC	431
- MODUS E (Exposed wash basin fitting)	432 - 433

Kitchen fittings

- GRANDIS E	418 - 419

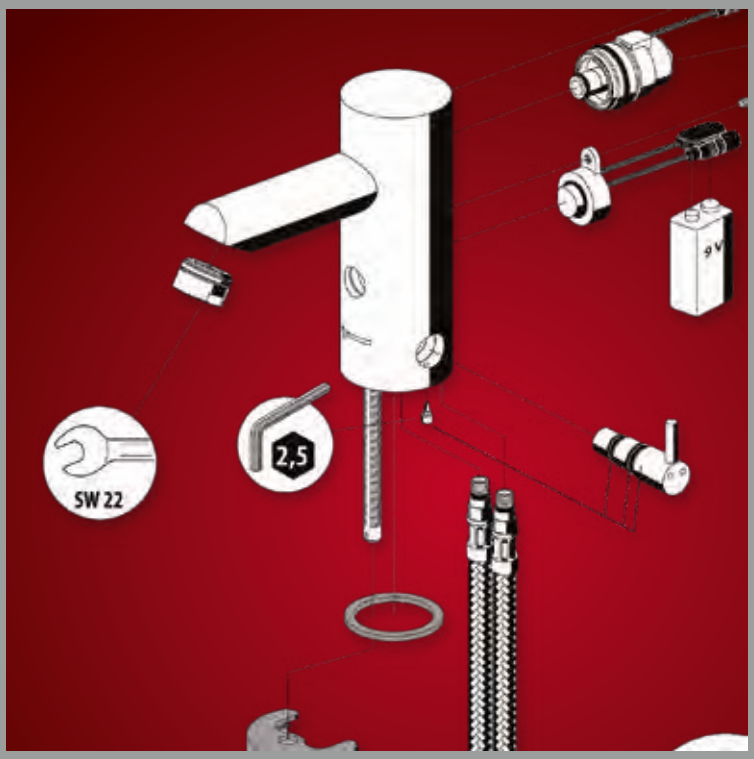

Note:
The most important spare parts and mounting instructions of discontinued articles, can be found on Internet:
www.schell.eu ➔ Service ➔ Downloads ➔ Archive spare parts / Archive mounting instruction

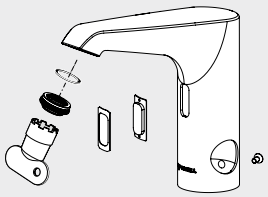

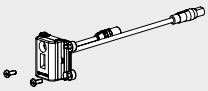

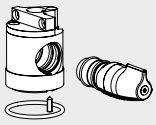

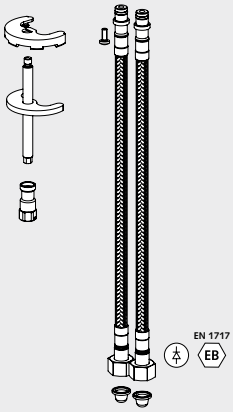

Product description	Article number
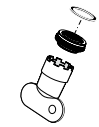 **Flow regulator with assembly key** max. 5 l/min **PU 1, W: 0,008 kg/pc.**	**02 161 00 99**
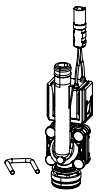 **Axial solenoid valve 6 V** with mounting bracket **PU 1, W: 0,06 kg/pc.**	**00 910 00 99**
Sensor window XERIS E incl adhesive tape **PU 1, , W: 0,014 kg/pc.**	**77 709 00 99**
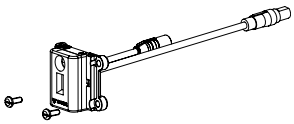 **Elektronic XERIS E-T** with mounting screws **PU 1, W: 0,05 kg/pc.**	**29 700 00 99**
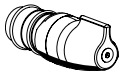 **Thermostat cartridge** complete with turning handle and locking screw **PU 1, W: 0,146 kg/pc.**	**29 701 06 99**
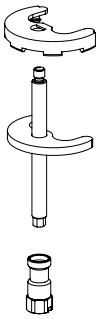 **Fastening set for wash basin draw off taps XERIS E small u. mid.** Threaded rod length M6/M8 x 92 mm **PU 1, W: 0,08 kg/pc.**	**29 694 00 99**
Flexible hose Clean-Fix S G 3/8 IG x 400 mm with filter and backflow preventer **PU 1, W: 0,074 kg/pc.**	**10 258 06 99**
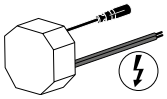 Excerpt from product group 13 **Concealed transformer 100 - 240 V / 50 - 60 Hz / 9 V** For 1 - 12 CVD-Touch electronics and infrared-sensor electronics XERIS E and PURIS E, VENUS E, CELIS E from 08/2015, plug connect. for electronic three poles **PU 1, W: 0,14 kg/pc.**	**01 315 00 99**
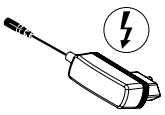 **Transformer with plug 100 - 240 V / 50 - 60 Hz / 9 V** suitable for wash basin fittings GRANDIS E and XERIS E, PURIS E, VENUS E, CELIS E from 09/2016 and for SWS Wireless manager FM plug connect. for electronic three poles **PU 1, W: 0,07 kg/pc.**	**01 316 00 99**

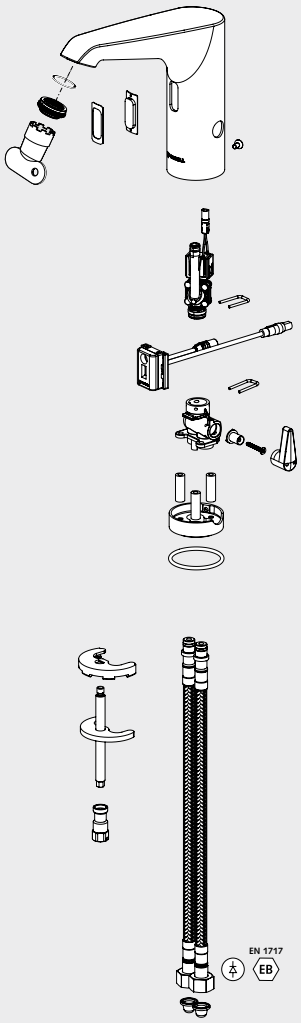

Product description	Article number
Flow regulator with assembly key max. 5 l/min **PU 1, W: 0,008 kg/pc.**	**02 161 00 99**
Axial solenoid valve 6 V with mounting bracket **PU 1, W: 0,06 kg/pc.**	**00 910 00 99**
Sensor window XERIS E incl adhesive tape **PU 1, W: 0,014 kg/pc.**	**77 709 00 99**
Elektronic XERIS E with clamping fixture **for XERIS E wash basin mixer small, PU 1, W: 0,06 kg/pc.** **for XERIS E wash basin mixer mid., PU 1, W: 0,06 kg/pc.** **for XERIS E wash basin mixer large, PU 1, W: 0,06 kg/pc.**	 **29 690 00 99** **29 691 00 99** **29 692 00 99**
Mixing block HD-K with 2 clamping brackets **PU 1, W: 0,06 kg/pc.**	**29 693 00 99**
Mixing block HD-M with 2 clamping brackets, adapter and mixing lever **PU 1, W: 0,09 kg/pc.**	**29 689 00 99**
Fastening set for wash basin draw off taps XERIS E small u. mid. Threaded rod length M6/M8 x 92 mm **PU 1, W: 0,08 kg/pc.**	**29 694 00 99**
Fastening set for wash basin draw off taps XERIS E large Threaded rod length M6/M8 x 202 mm **PU 1, W: 0,11 kg/pc.**	**29 695 00 99**
Flexible hose Clean-Fix S G 3/8 IG x 400 mm for XERIS E wash basin fittings small / mid., with filter and backflow preventer **PU 1, W: 0,07 kg/pc.**	**10 258 06 99**
Flexible hose Clean-Fix S G 3/8 IG x 500 mm für XERIS E wash basin fitting large, with filter and backflow preventer **PU 1, W: 0,08 kg/pc.**	**10 257 06 99**
Excerpt from product group 13 **Concealed transformer 100 - 240 V / 50 - 60 Hz / 9 V** For 1 - 12 CVD-Touch electronics and infrared-sensor electronics XERIS E and PURIS E, VENUS E, CELIS E from 08/2015, plug connect. for electronic three poles **PU 1, W: 0,14 kg/pc.**	 **01 315 00 99**
Transformer with plug 100 - 240 V / 50 - 60 Hz / 9 V suitable for wash basin fittings GRANDIS E and XERIS E, PURIS E, VENUS E, CELIS E from 09/2016 and for SWS Wireless manager FM plug connect. for electronic three poles **PU 1, W: 0,07 kg/pc.**	 **01 316 00 99**

Until October 2015

Product description	Article number
Electronic spare part set, battery version for conversion to SCHELL electronic	
for PURIS E / VENUS E, PU 1, W: 0,17 kg/pc.	**01 022 00 99**
for PURIS E with extended outlet, PU 1	**01 023 00 99**
Electronic spare part set, mains adapter version for conversion to SCHELL electronic	
for PURIS E / VENUS E, PU 1, W: 0,22 kg/pc.	**01 024 00 99**
for PURIS E with extended outlet, PU 1	**01 025 00 99**
Sensor window PURIS E / VENUS E	
PU 1, W: 0,01 kg/pc.	**77 610 00 99**
Cartridge valve with integrated pre-filter 6 V (Silencer)	
PU 1, W: 0,05 kg/pc.	**01 451 00 99**
Temperature controller, complete	
chrome, PU 1, W: 0,09 kg/pc., PURIS HD-M	**01 381 06 99**
chrome, PU 1, W: 0,10 kg/pc., VENUS HD-M	**01 382 06 99**
Mounting screw incl. hex key PURIS / VENUS	
PU 1, W: 0,01 kg/pc.	**01 383 00 99**
Pre-filter mixed water with backflow preventer HD-M (RV, DIN EN 1717: EB), filter, mesh size: 500 µm	
chrome, PU 1, W: 0,05 kg/pc., HD-M	**28 511 06 99**
Pre-filter with flow restrictor ND-M filter, mesh size: 500 µm	
chrome, PU 1, W: 0,04 kg/pc., ND-M	**28 512 06 99**
Concealed transformer 100 - 240 V / 50 - 60 Hz / 12 V suitable for wash basin fittings PURIS E, VENUS E and CELIS E	
PU 1, W: 0,12 kg/pc.	**01 312 00 99**
Transformer with plug 100 - 240 V / 50 - 60 Hz / 12 V suitable for wash basin fittings PURIS E, VENUS E, CELIS E and MODUS E	
PU 1, W: 0,10 kg/pc.	**01 313 00 99**
Flow regulator ECO for all SCHELL wash basin fittings PURIS, VENUS, CELIS, MODUS und PETIT. Exception are all electronic wash basin fittings low pressure mixed water (ND-M) **Use / Technical Data:** • Connection thread: M24X1	
5 l/min regulated **chrome, PU 1, W: 0,02 kg/pc.**	**28 922 06 99**
6 l/min regulated **chrome, PU 1, W: 0,02 kg/pc.**	**28 919 06 99**

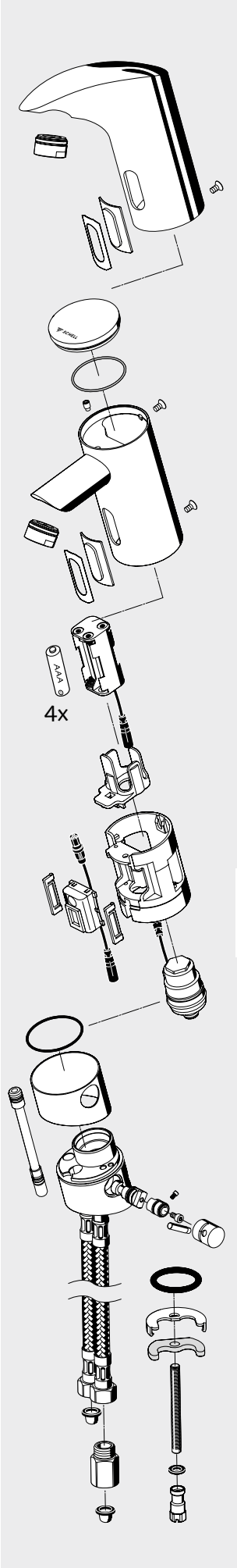

Product description	Article number
Electronic module for PURIS E and VENUS E with programme structure from 10/2015, incl. adapter cable	
battery version, cable length mains supply 140 mm, PU 1	**21 702 00 99**
mains adapter version, cable length mains supply 290 mm, PU 1	**21 701 00 99**
For PURIS E fittings with extended outlet (140 mm)	
battery version, cable length mains supply 140 mm, PU 1	**21 703 00 99**
mains adapter version, cable length mains supply 290 mm, PU 1	**21 704 00 99**
Sensor window PURIS E / VENUS E **PU 1, W: 0,01 kg/pc.**	**77 610 00 99**
Cartridge valve with integrated pre-filter 6 V (Silencer) **PU 1, W: 0,05 kg/pc.**	**01 451 00 99**
Temperature controller, complete	
chrome, PU 1, W: 0,09 kg/pc., PURIS HD-M	**01 381 06 99**
chrome, PU 1, W: 0,10 kg/pc., VENUS HD-M	**01 382 06 99**
Battery compartment PURIS E / VENUS E incl. 4 x 1,5 V batteries Typ AAA **PU 1**	**01 597 00 99**
Mounting srew for fitting body PURIS E / VENUS E / CELIS E, incl. hex key **PU 1**	**71 506 00 99**
Battery compartment holder PURIS E / VENUS E, PU 1	**77 690 00 99**
Cage filter, filter, mesh size: 500 µm **PU 1, W: 0,001 kg/pc.**	**62 805 00 99**
Pre-filter with flow restrictor ND-M filter, mesh size: 500 µm **chrome, PU 1, W: 0,04 kg/pc.,** ND-M	**28 512 06 99**
Excerpt from product group 13 **Concealed transformer 100 - 240 V / 50 - 60 Hz / 9 V** For 1 - 12 CVD-Touch electronics and infrared-sensor electronics XERIS E and PURIS E, VENUS E, CELIS E from 08/2015, plug connect. for electronic three poles **PU 1, W: 0,14 kg/pc.**	**01 315 00 99**
Transformer with plug 100 - 240 V / 50 - 60 Hz / 9 V suitable for wash basin fittings GRANDIS E and XERIS E, PURIS E, VENUS E, CELIS E from 09/2016 and for SWS Wireless manager FM plug connect. for electronic three poles **PU 1, W: 0,07 kg/pc.**	**01 316 00 99**
Flow regulator, theft sale, UNIVERSAL for all SCHELL wash basin fittings PURIS, VENUS, CELIS, MODUS und PETIT. Connection thread: M24X1. Exception are all electronical wash basin fittings, low pressure mixed water (ND-M). **Flow rate: 6l/min at 3 bar flow pressure** Connection thread: M24X1 **chrom, PU 1, W: 0,02 kg/pc.**	**02 121 06 99**
Flow regulator ECO for all SCHELL wash basin fittings PURIS, VENUS, CELIS, MODUS und PETIT. Connection thread: M24X1. Exception are all electronical wash basin fittings, low pressure mixed water (ND-M)	
5 l/min regulated, chrome, PU 1, W: 0,02 kg/pc.	**28 922 06 99**
6 l/min regulated, chrome, PU 1, W: 0,02 kg/pc.	**28 919 06 99**

Bis August 2015

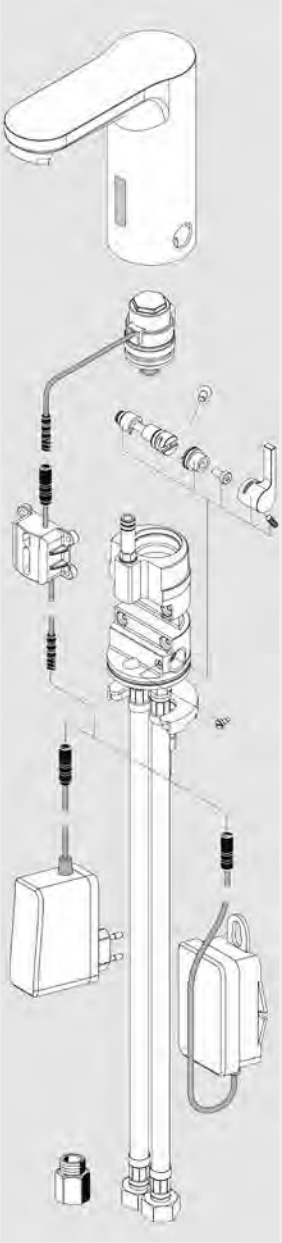

Product description	Article number
Sensor window CELIS E with nano coating and adhesive tap **PU 1, W: 0,01 kg/pc.**	**77 623 00 99**
Electronic module CELIS E for CELIS fittings till August 2015 as replacement for electronic module 01 518 00 99 **PU 1, W: 0,15 kg/pc.**	**21 700 00 99**
Ordering information: Please observe by the electronic module CELIS E 21 700 00 99 the respective power supply see article 01 557 00 99 or 01 316 00 99 page 401 must also ordered. This is important for fittings until production 08/2015.	
Cartridge valve with integrated pre-filter 6 V (Silencer) **PU 1, W: 0,05 kg/pc.**	**01 451 00 99**
Mounting screw CELIS E for fitting body **PU 1, W: 0,005 kg/pc.**	**71 506 00 99**
Temperature controller CELIS E, complete with handle, adapter and regulation arbor **chrome, PU 1, W: 0,05 kg/pc.**	**01 521 06 99**
Battery module CELIS E / TIPUS P incl. 9 V alkaline block battery **PU 1, W: 0,14 kg/pc.**	**01 519 00 99**
Concealed transformer 100 - 240 V / 50 - 60 Hz / 12 V suitable for shower panel LINUS DP-P-T, concealed shower LINUS Basic D-P-T, wash basin fittings PURIS E, VENUS E and CELIS E **PU 1, W: 0,12 kg/pc.**	**01 312 00 99**
Transformer with plug 100 - 240 V / 50 - 60 Hz / 12 V suitable for wash basin fittings PURIS E, VENUS E, CELIS E und MODUS E **PU 1, W: 0,10 kg/pc.**	**01 313 00 99**
Pre-filter mixed water with backflow preventer HD-M (RV, DIN EN 1717: EB), filter, mesh size: 500 µm **chrome, PU 1, W: 0,05 kg/pc.,** HD-M	**28 511 06 99**

Ab August 2015

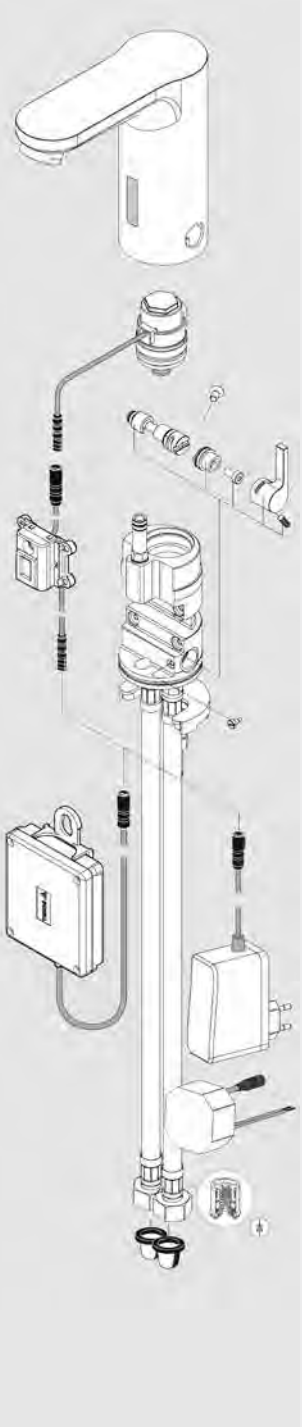

Product description	Article number
Sensor window CELIS E with nano coating and adhesive tap **PU 1, W: 0,01 kg/pc.**	**77 623 00 99**
Electronic module CELIS E for wash basin fittings CELIS from August 2015 **PU 1, W: 0,15 kg/pc.**	**21 700 00 99**
Cartridge valve with integrated pre-filter 6 V (Silencer) **PU 1, W: 0,05 kg/pc.**	**01 451 00 99**
Mounting screw CELIS E for fitting body **PU 1, W: 0,005 kg/pc.**	**71 506 00 99**
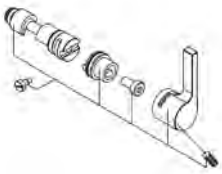 **Temperature controller CELIS E, complete** with handle, adapter and regulation arbor **chrome, PU 1, W: 0,05 kg/pc.**	**01 521 06 99**
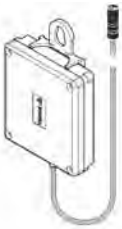 Excerpt from product group 13 **Battery compartment universal 6 V** for electronic wash basin fittings incl. 4 alkaline batteries type AA **PU 1, W: 0,20 kg/pc.**	**01 557 00 99**
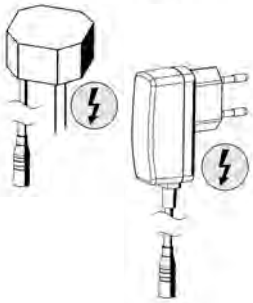 Excerpt from product group 13 **Concealed transformer 100 - 240 V / 50 - 60 Hz / 9 V** For 1 - 12 CVD-Touch electronics and infrared-sensor electronics XERIS E and PURIS E, VENUS E, CELIS E from 08/2015, plug connect for electronic three poles **PU 1, W: 0,14 kg/pc.**	**01 315 00 99**
Transformer with plug 100 - 240 V / 50 - 60 Hz / 9 V suitable for wash basin fittings GRANDIS E and XERIS E, PURIS E, VENUS E, CELIS E from 09/2016 and for SWS Wireless manager FM plug connect. for electronic three poles **PU 1, W: 0,07 kg/pc.**	**01 316 00 99**
Cage filter, filter, mesh size: 500 µm **PU 1, W: 0,001 kg/pc.**	**62 805 00 99**

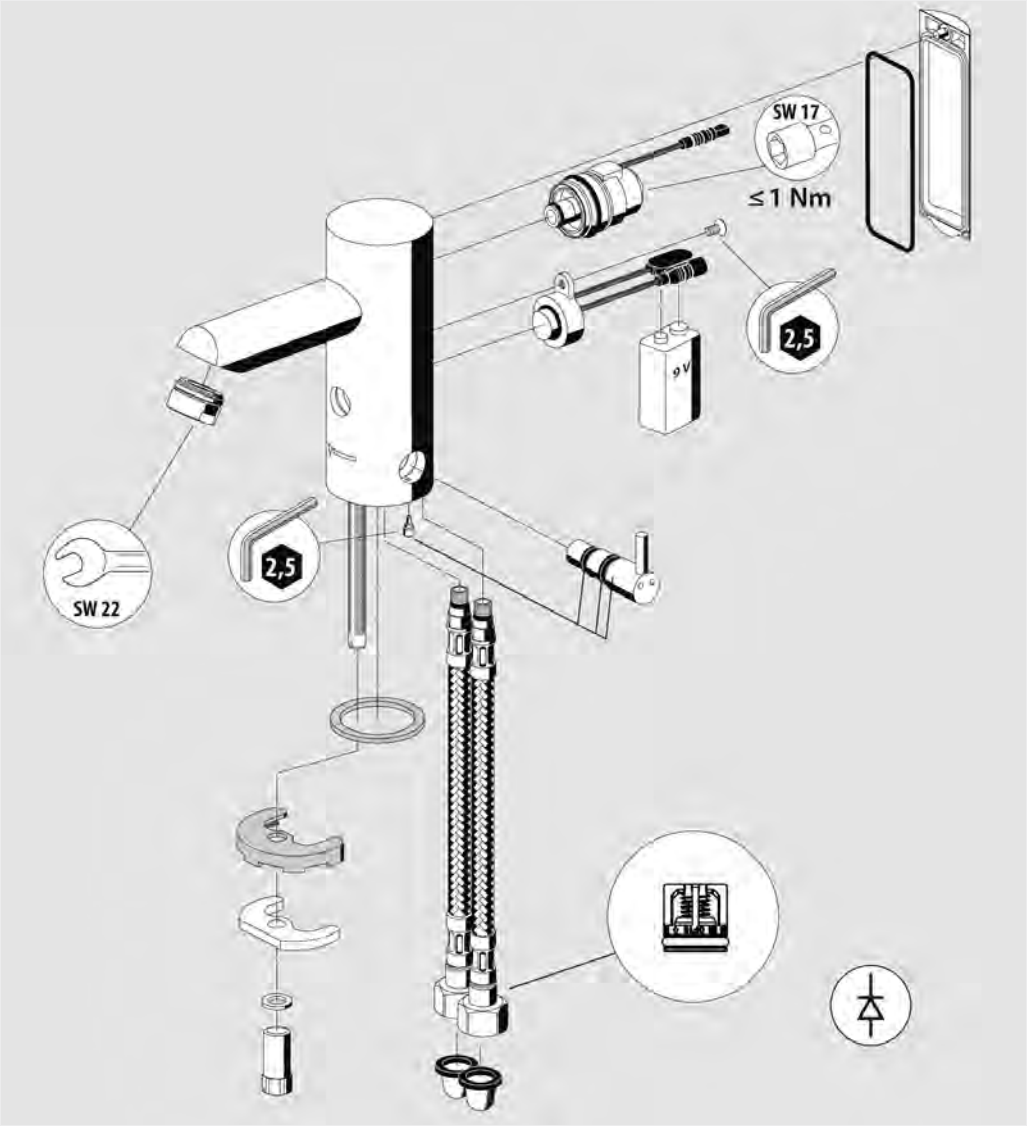

Product description	Article number
Cartridge valve with integrated pre-filter 6 V (Silencer) **PU 1, W: 0,05 kg/pc.**	**01 451 00 99**
Electronic module MODUS E **PU 1, W: 0,17 kg/pc.**	**01 544 00 99**

Product description	Article number
Cover battery compartment MODUS E **chrome, PU 1, W: 0,03 kg/pc.**	**77 412 06 99**
Flow regulator ECO for all SCHELL wash basin fittings PURIS, VENUS, CELIS, MODUS and PETIT. Exception are all electronic wash basin fittings low pressure mixed water (ND-M) **Use / Technical Data:** • Connection thread: M24X1	
5 l/min regulated **chrome, PU 1, W: 0,02 kg/pc.**	**28 922 06 99**
6 l/min regulated **chrome, PU 1, W: 0,02 kg/pc.**	**28 919 06 99**
Temperature controller MODUS E, complete **chrome, PU 1, W: 0,07 kg/pc.**	**25 838 06 99**
Cage filter filter, mesh size: 500 µm **PU 1, W: 0,001 kg/pc.**	**62 805 00 99**
Transformer with plug 100 - 240 V / 50 - 60 Hz / 12 V suitable for wash basin fittings PURIS E, VENUS E, CELIS E und MODUS E **PU 1, W: 0,10 kg/pc.**	**01 313 00 99**

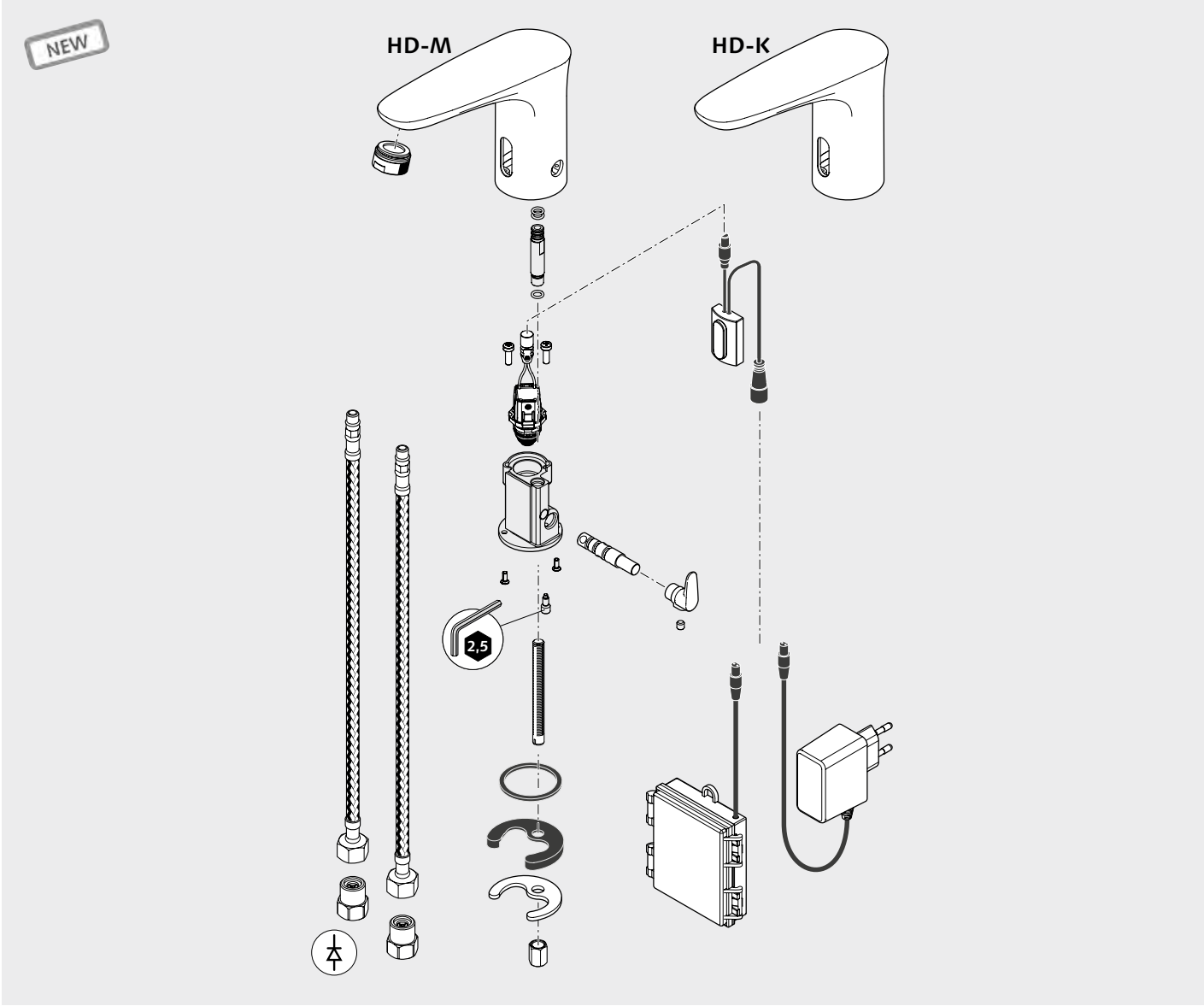

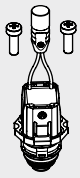

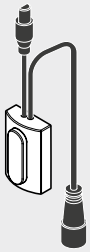

Product description	Article number
Flow regulator without sleeve, for reducing the flow rate with the same level of comfort.	
1,32 l/min pressure independent, 0,35 GPM, PU 1	**28 931 00 99**
3,0 l/min pressure independent, 0,79 GPM, PU 1	**28 932 00 99**
5,0 l/min pressure independent, 1,32 GPM, PU 1	**28 933 00 99**
Solenoid valve, bistable 6 V, DN 5 **PU 1**	**00 923 00 99**
Electronic module MODUS E **PU 1**	**29 744 00 99**

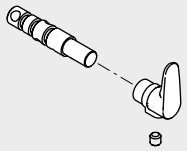

Product description	Article number
Temperature controller MODUS E, complete incl. screw	
PU 1	**29 749 06 99**

Flexible hose with stainless steel wire braiding	
PU 1, 450 mm, G 3/8 Union nut, M8x1	**10 266 06 99**
For DZR versions 02 176 06 99 and 02 177 06 99	
PU 1, 450 mm, G 1/2 Union nut, M8x1	**10 267 06 99**

Pre-filter mixed water MODUS E with backflow preventer and sieve	
PU 1, G 3/8 IG/AG, mesh size 250 µm	**29 753 06 99**
For DZR versions 02 176 06 99 and 02 177 06 99	
PU 1, G 1/2 IG/AG, mesh size 250 µm	**29 755 06 99**

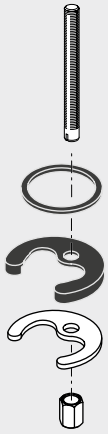

Fastening set for wash basin draw off taps Threaded rod length M 8 x 85 mm	
PU 1, W: 0,08 kg/pc.	**25 988 00 99**

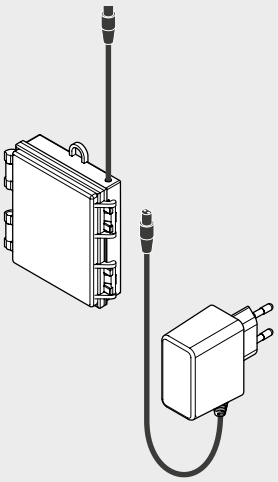

Battery compartment universal 6 V suitable for electronic wash basin fitting MODUS E from 10/2020	
PU 1	**29 742 00 99**
Transformer with plug 100 - 240 V / 50 - 60 Hz / 6 V suitable for electronic wash basin fitting MODUS E from 10/2020	
PU 1	**00 925 00 99**

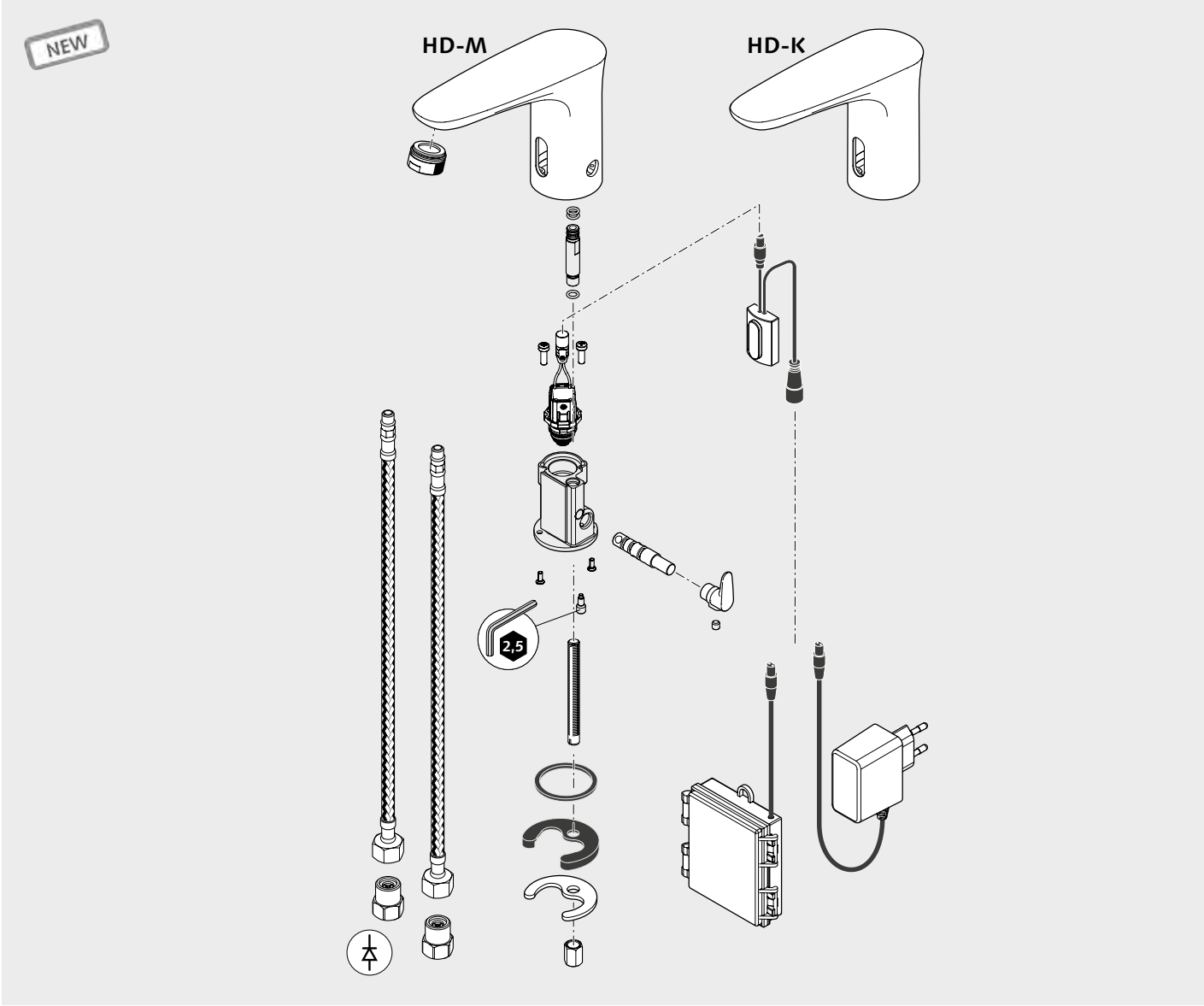

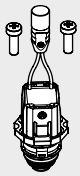

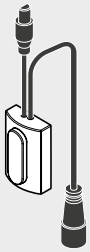

Product description	Article number
Flow regulator without sleeve, for reducing the flow rate with the same level of comfort.	
1,32 l/min pressure independent, 0,35 GPM, PU 1	**28 931 00 99**
3,0 l/min pressure independent, 0,79 GPM, PU 1	**28 932 00 99**
5,0 l/min pressure independent, 1,32 GPM, PU 1	**28 933 00 99**
Solenoid valve, bistable 6 V, DN 5 **PU 1**	**00 923 00 99**
Electronic module for MODUS Trend E **UE 1**	**29 741 00 99**

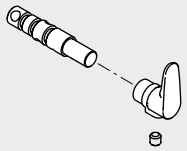

Product description	Article number
Temperature controller MODUS Trend E, complete incl. screw **PU 1**	**29 748 06 99**

Flexible hose **PU 1, 450 mm, G 3/8 Union nut, M8x1**	**10 266 06 99**

Pre-filter mixed water MODUS E with backflow preventer and sieve **PU 1, G 3/8 IG/AG, mesh size 250 µm**	**29 753 06 99**

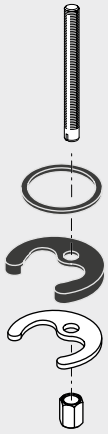

Fastening set for wash basin draw off taps Threaded rod length M 8 x 85 mm **PU 1, W: 0,08 kg/pc.**	**25 988 00 99**

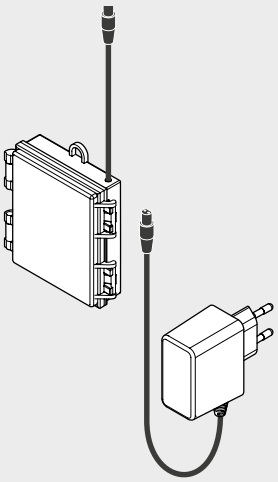

Battery compartment universal 6 V suitable for electronic wash basin fitting MODUS E from 10/2020 **PU 1**	**29 742 00 99**
Transformer with plug 100 - 240 V / 50 - 60 Hz / 6 V suitable for electronic wash basin fitting MODUS E from 10/2020 **PU 1**	**00 925 00 99**

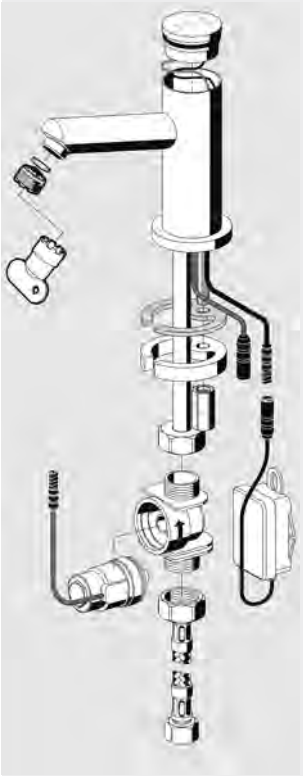

Product description	Article number
Electronic module with cover TIPUS P ON/OFF/time limit **Use / Technical Data:** Electronic for adjustment of low time 4 to 120 S **chrome, PU 1, W: 0,09 kg/pc.**	**01 301 06 99**
Flow regulator TIPUS P **Use / Technical Data:** Flow rate: 6l/min at 3 bar flow pressure **chrome, PU 1, W: 0,01 kg/pc.**	**28 918 06 99**
Cartridge valve with integrated prefilter 6 V incl. adapter cable (Silencer) **PU 1, W: 0,05 kg/pc.**	**01 451 0099**
Supporting housing TIPUS P for cartridge solenoid valve **PU 1, W: 0,04 kg/pc.**	**01 522 00 99**
Battery module CELIS E / TIPUS P incl. 9 V alkaline block battery **PU 1, W: 0,14 kg/pc.**	**01 519 00 99**

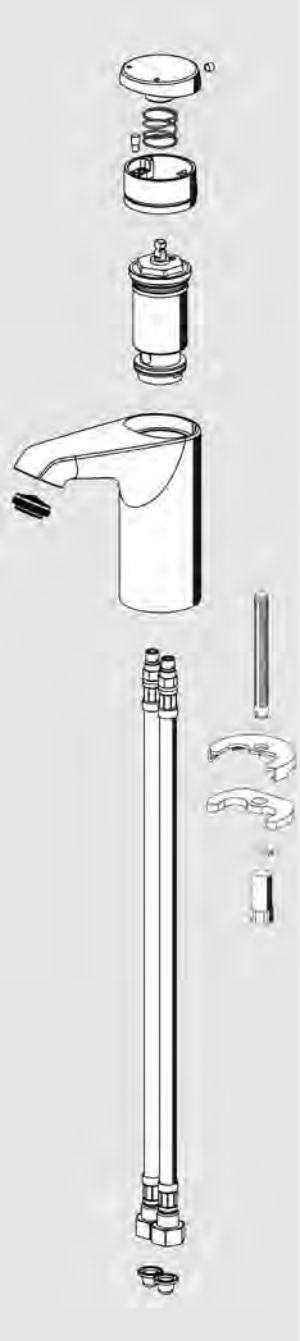

Product description	Article number
Operating handle XERIS SC-M with pressure spring **chrome, PU 1**	**23 107 06 99**
Operating handle XERIS SC-K with pressure spring **chrome, PU 1**	**23 108 06 99**
2 Limiting pins with discharge ring for XERIS SC-M / SC-K **chrome, PU 1**	**02 160 06 99**
Flow regulator, theft sale incl. key **Use / Technical Data:** Flow rate: 5 l/min independent of pressure **PU 1**	**02 161 00 99**
Cage filter filter, mesh size: 500 µm **PU 1, W: 0,001 kg/pc.**	**62 805 00 99**
NEW **Self-closing cartridge** **PETIT SC, XERIS SC, PURIS SC** **mixed water** **for taps from october Oktober 2006** **PU 1, replaced cartridge 29 637 00 99, 29 716 00 99**	**29 736 00 99**
cold water/premixed water **for taps from october Oktober 2006** **PU 1, replaced cartridge 29 638 00 99, 29 651 00 99, 29 721 00 99**	**29 733 00 99**
NEW **Valve disc** for self-closing taps, mixed water **PU 1, W: 0,02 kg/pc.**	**29 600 06 99**
Fastening set for wash basin draw off taps Threaded rod length M 8 x 85 mm **PU 1, W: 0,08 kg/pc.**	**25 988 00 99**
Fastening set for wash basin draw off taps XERIS mid. Threaded rod length M 8 x 110 mm **PU 1, W: 0,08 kg/pc.**	**25 992 00 99**

Product description	Article number



① Operating handle PURIS SC-M
mixed water
for fittings from October 2006
with pressure spring
chrome, PU 1, W: 0,15 kg/pc. **02 135 06 99**

Can not be used for taps before October 2006

② Conversion set PURIS SC-M
mixed water
for taps before October 2006
with operating handle, slit ring, pressure spring and cartridge
chrome, PU 1, W: 0,28 kg/pc. **02 129 06 99**

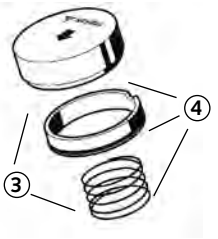

③ Operating handle PURIS SC-K
cold water / premixed water
for taps from October 2006
with pressure spring
chrome, PU 1, W: 0,15 kg/pc. **02 116 06 99**

Can not be used for taps before October 2006

④ Conversion set PURIS SC-K
cold water / premixed water
for taps before Oktober 2006
with operating handle, slit ring, pressure spring
chrome, PU 1, W: 0,13 kg/pc. **02 134 06 99**

NEW

Self-closing cartridge
PETIT SC, XERIS SC, PURIS SC

mixed water
for taps from october Oktober 2006
PU 1, replaced cartridge 29 637 00 99, 29 716 00 99 **29 736 00 99**

cold water/premixed water
for taps from october Oktober 2006
PU 1, replaced cartridge 29 638 00 99, 29 651 00 99, 29 721 00 99 **29 733 00 99**

NEW

Valve disc
for self-closing taps, mixed water
PU 1, W: 0,02 kg/pc. **29 600 06 99**

Flow regulator, theft sale, UNIVERSAL
for all SCHELL wash basin fittings PURIS, VENUS, CELIS, MODUS and PETIT.
Exception are all electronical wash basin fittings, low pressure mixed water (ND-M).
Flow rate: 6l/min at 3 bar flow pressure
connection thread M24X1
chrome, PU 1, W: 0,02 kg/pc. **02 121 06 99**

Flow regulator ECO
for all SCHELL wash basin fittings PURIS, VENUS, CELIS, MODUS and PETIT.
Exception are all electronical wash basin fittings, low pressure mixed water (ND-M)
Use / Technical Data:
• connection thread M24X1

5 l/min regulated
chrome, PU 1, W: 0,02 kg/pc. **28 922 06 99**

6 l/min regulated
chrome, PU 1, W: 0,02 kg/pc. **28 919 06 99**

Product description	Article number
Operating handle PETIT SC Operating handle with pressure spring and discharge ring	
chrome, PU 1, W: 0,13 kg/pc.	**25 883 06 99**
Version DZR, PU 1	**25 849 06 99**
NEW **Self-closing cartridge PETIT SC, XERIS SC, PURIS SC** **cold water/pre-mixed water for taps from October 2006** **PU 1, replaced cartridge 29 638 00 99, 29 651 00 99, 29 721 00 99**	**29 733 00 99**
Discharge ring PETIT SC discharge ring with O-Ring	
plastic gray, PU 1, W: 0,007 kg/pc.	**77 646 00 99**
Flow regulator, theft sale, UNIVERSAL for all SCHELL wash basin fittings PURIS, VENUS, CELIS, MODUS and PETIT. Exception are all electronical wash basin fittings, low pressure mixed water (ND-M). **Flow rate: 6l/min at 3 bar flow pressure** connection thread M24X1	
chrome, PU 1, W: 0,02 kg/pc.	**02 121 06 99**
Flow regulator ECO for all SCHELL wash basin fittings PURIS, VENUS, CELIS, MODUS and PETIT. Exception are all electronical wash basin fittings, low pressure mixed water (ND-M) **Use / Technical Data:** • connection thread M24X1	
5 l/min regulatedt **chrome, PU 1, W: 0,02 kg/pc.**	**28 922 06 99**
6 l/min regulated **chrome, PU 1, W: 0,02 kg/pc.**	**28 919 06 99**
Fastening set PETIT SC for wash basin connection	
PU 1, W: 0,026 kg/pc.	**25 944 00 99**

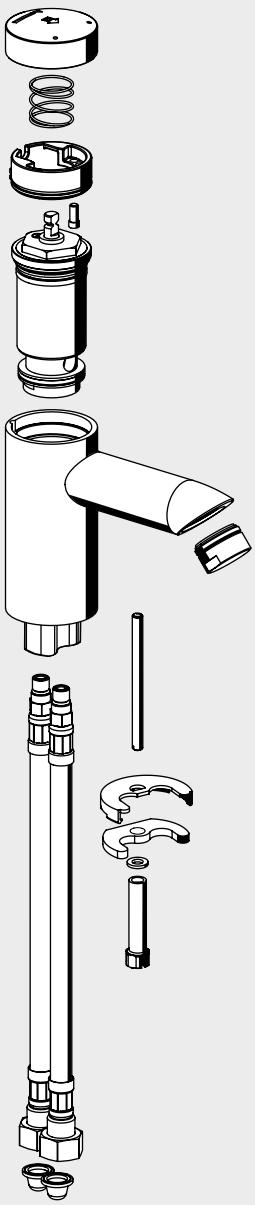

Product description	Article number
Operating handle PETIT SC-M Operating handle with pressure spring and discharge ring **chrome, PU 1, W: 0,12 kg/pc.**	**02 152 06 99**
NEW **Self-closing cartridge** **PETIT SC, XERIS SC, PURIS SC** **mixed water** **for taps from october Oktober 2006** **PU 1, replaced cartridge 29 637 00 99, 29 716 00 99**	**29 736 00 99**
NEW **Valve disc** for self-closing taps, mixed water **PU 1, W: 0,02 kg/pc.**	**29 600 06 99**
Discharge ring PETIT SC-M discharge ring with O-Ring **plastic gray, PU 1, W: 0,007 kg/pc.**	**77 701 00 99**
Flow regulator, theft sale, UNIVERSAL for all SCHELL wash basin fittings PURIS, VENUS, CELIS, CELIS, MODUS and PETIT. Exception are all electronical wash basin fittings, low pressure mixed water (ND-M). **Flow rate: 6l/min at 3 bar flow pressure** connection thread M24X1 **chrome, PU 1, W: 0,02 kg/pc.**	**02 121 06 99**
Flow regulator ECO for all SCHELL wash basin fittings PURIS, VENUS, CELIS, MODUS and PETIT. Exception are all electronical wash basin fittings, low pressure mixed water (ND-M) **Use / Technical Data:** • connection thread M24X1 **5 l/min regulated** **chrome, PU 1, W: 0,02 kg/pc.**	**28 922 06 99**
6 l/min regulated **chrome, PU 1, W: 0,02 kg/pc.**	**28 919 06 99**
Flexible hose Clean-Fix-S with backflow preventer Union nut G 3/8 IG x M 8 x 1 **length 380 mm, PU 1, W: 0,06 kg/pc.**	**10 250 06 99**
Cage filter filter, mesh size: 500 µm **PU 1, W: 0,001 kg/pc.**	**62 805 00 99**
Fastening set PETIT SC-M **PU 1, W: 0,073 kg/pc.**	**25 990 00 99**

Product description	Article number
Mounting screw for operating handle **PU 1, W: 0,001 kg/pc.**	**72 872 00 99**
Operating handle solid brass **chrome, PU 1, W: 0,23 kg/pc.**	**02 102 06 99**
Cap and srew fitting **chrome, PU 1, W: 0,20 kg/pc.**	**02 103 06 99**
Cartridge with hot water limiter and adjustable volume control **PU 1, W: 0,06 kg/pc.**	**02 104 00 99**
Flow regulator ECO for all SCHELL wash basin mixers PURIS, VENUS, CELIS, MODUS and PETIT. Exception are all electronical wash basin fittings, low pressure mixed water (ND-M) **Use / Technical Data:** • connection thread M24X1 **5 l/min regulated** **chrome, PU 1, W: 0,02 kg/pc.**	**28 922 06 99**
6 l/min regulated **chrome, PU 1, W: 0,02 kg/pc.**	**28 919 06 99**

NEW

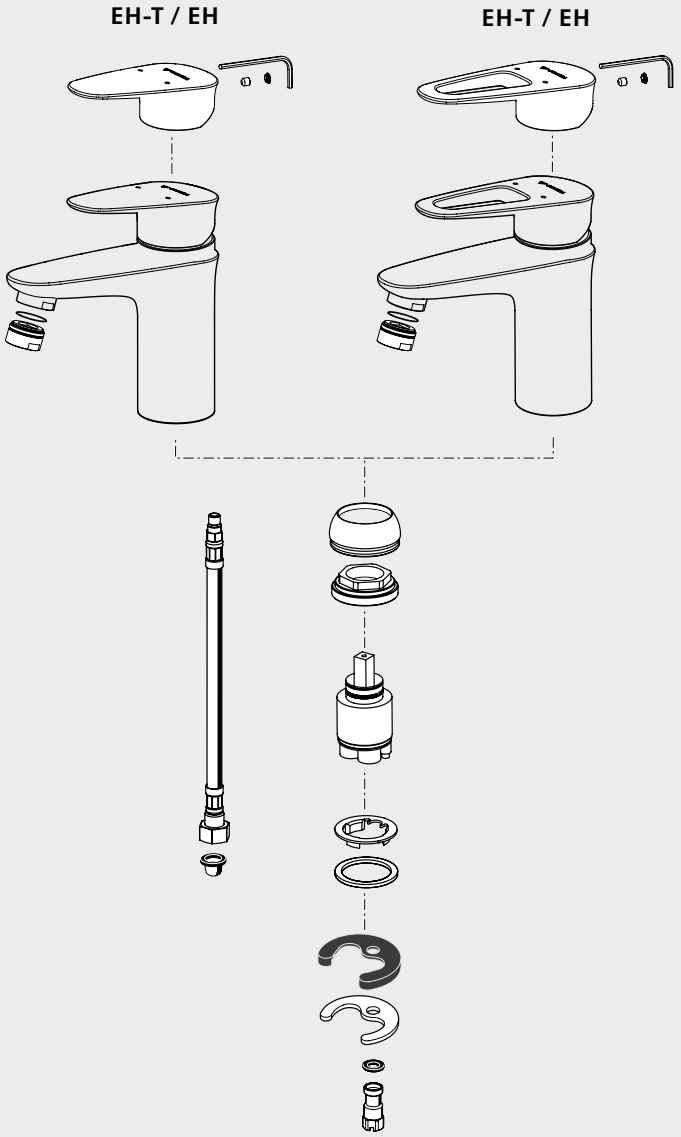

Product description	Article number
Operating handle MODUS EH-T / EH short, incl. cap, screw an key **chrome, PU 1**	**69 997 06 99**
Bracket handle MODUS EH-T / EH incl. cap, screw an key **chrome, PU 1**	**69 996 06 99**
Flow regulator ECO for all SCHELL wash basin fittings PURIS, VENUS, CELIS, MODUS und PETIT. Exception are all electronic wash basin fittings low pressure mixed water (ND-M) **Use / Technical Data:** • Connection thread: M24X1 **5 l/min regulated** **chrome, PU 1, W: 0,02 kg/pc.**	**28 922 06 99**

Product description	Article number
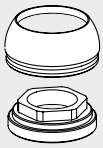 **Wall cover plate MODUS** mit screw connection piece **chrome, PU 1, W: 0,01 kg/pc.**	**02 144 06 99**
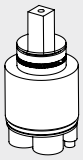 **Cartridge for MODUS EH** with hot water limiter and adjustable volume control for article 02 181 06 99 and 02 183 06 99 **PU 1, W: 0,06 kg/pc.**	**02 104 00 99**
Cartridge for MODUS EH-T with thermostat max. 38 °C for article 02 180 06 99 and 02 182 06 99 **PU 1, W: 0,06 kg/pc.**	**02 184 00 99**
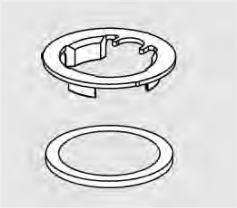 **Seal disc MODUS** with rubber gasket **PU 1, W: 0,004 kg/pc.**	**77 662 00 99**
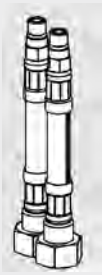 **Flexible hose Clean-Fix DN 6 with backflow preventer** Union nut G 3/8 IG x M 8 x 1 **length 440 mm, PU 1**	**10 268 06 99**
Cage filter filter, mesh size: 500 µm **PU 1, W: 0,001 kg/pc.**	**62 805 00 99**
Fastening set for wash basin draw off taps **PU 1**	**25 998 00 99**

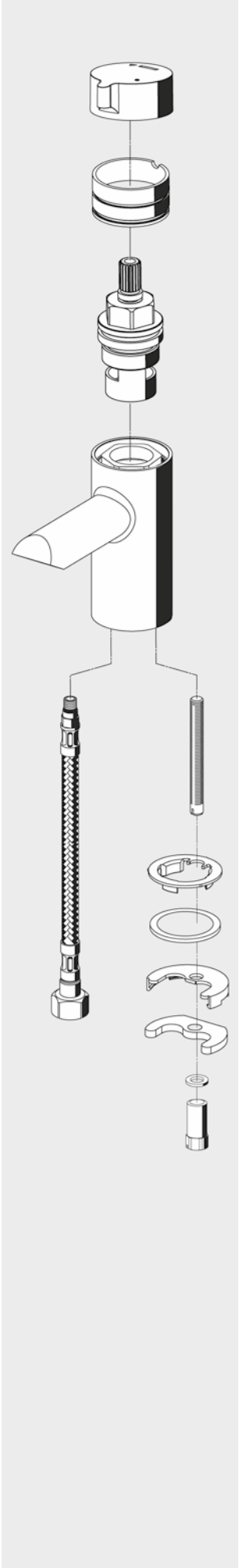

Product description	Article number
Wall cover plate MODUS K, HD-K mit screw connection piece **chrome, PU 1**	**02 145 06 99**
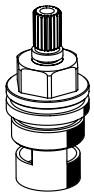 **Ceramic head part MODUS K** **PU 1, W: 0,07 kg/pc.**	**22 165 00 99**
Flow regulator ECO for all SCHELL wash basin mixers PURIS, VENUS, CELIS, MODUS and PETIT. Exception are all electronical wash basin fittings, low pressure mixed water (ND-M) **Use / Technical Data:** • connection thread M24X1 **5 l/min regulated** **chrome, PU 1**	**28 922 06 99**
6 l/min regulated **chrome, PU 1, W: 0,02 kg/pc.**	**28 919 06 99**
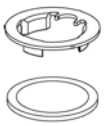 **Seal disc MODUS** with rubber gasket **PU 1, W: 0,004 kg/pc.**	**77 662 00 99**
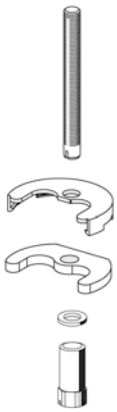 **Fastening set for wash basin draw off taps** **PU 1, W: 0,08 kg/pc.**	**25 988 00 99**

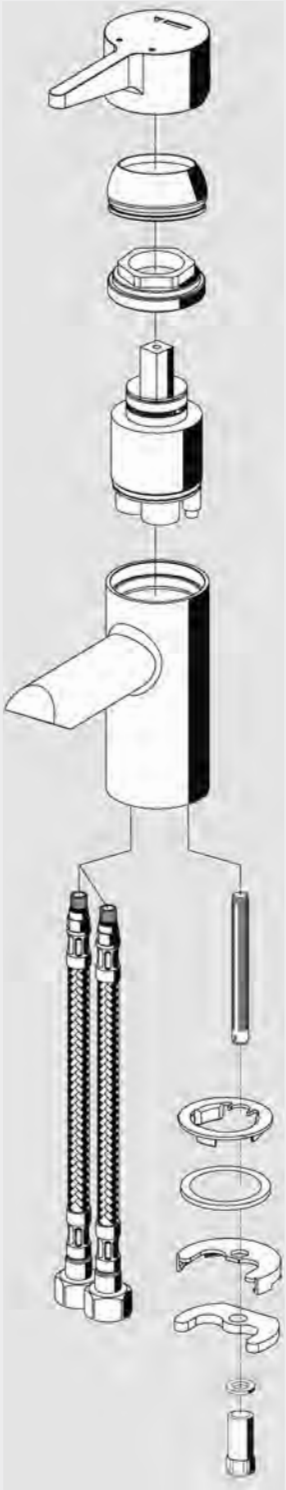

Product description	Article number
Operating handle MODUS EH **chrome, PU 1, W: 0,13 kg/pc.**	**25 983 06 99**
Wall cover plate MODUS mit screw connection piece **chrome, PU 1, W: 0,01 kg/pc.**	**02 144 06 99**
Cartridge with hot water limiter and adjustable volume control **PU 1, W: 0,06 kg/pc.**	**02 104 00 99**
Flow regulator ECO for all SCHELL wash basin mixers PURIS, VENUS, CELIS, MODUS and PETIT. Exception are all electronical wash basin fittings, low pressure mixed water (ND-M) **Use / Technical Data:** • connection thread M24X1 **5 l/min regulated** **chrome, PU 1, W: 0,02 kg/pc.**	**28 922 06 99**
6 l/min regulated **chrome, PU 1, W: 0,02 kg/pc.**	**28 919 06 99**
Seal disc MODUS with rubber gasket **PU 1, W: 0,004 kg/pc.**	**77 662 00 99**
Fastening set for wash basin draw off taps **PU 1, W: 0,08 kg/pc.**	**25 988 00 99**

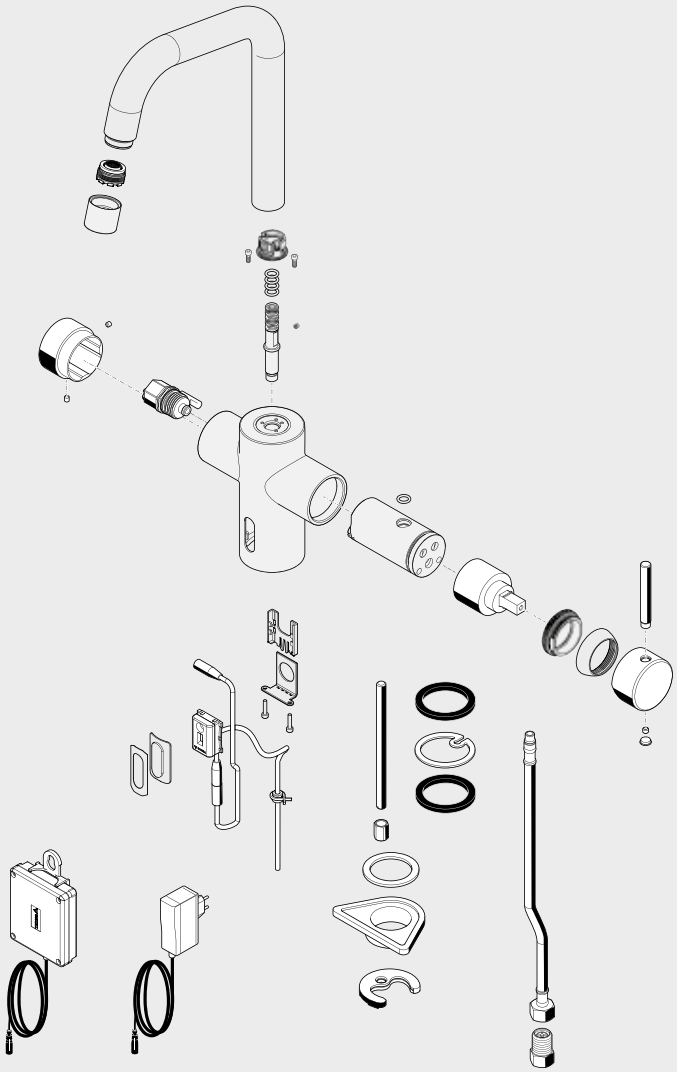

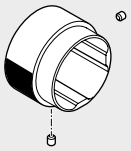

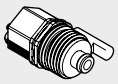

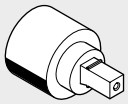

Product description	Article number
Flow regulator GRANDIS E without sleeve	
max. 4,5 l/min, PU 1	**28 934 00 99**
max. 10,0 l/min, PU 1	**28 935 00 99**
Cover GRANDIS E incl. screws	
chrome, PU 1	**29 751 06 99**
Cartridge valve GRANDIS E, 6 V	
PU 1	**00 924 00 99**
Ceramic cartridge GRANDIS E	
PU 1	**29 747 00 99**

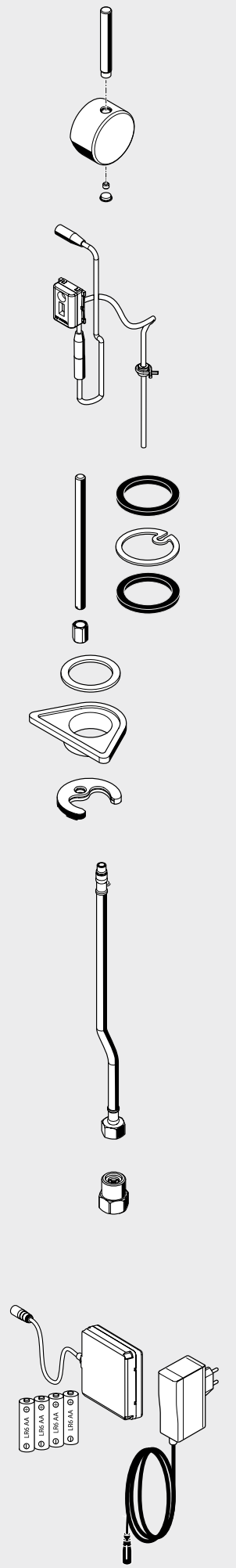

Product description	Article number
Operating handle GRANDIS E incl. cap and screw **PU 1**	**29 752 06 99**
Electronic module GRANDIS E **PU 1**	**29 730 00 99**
Fastening set GRANDIS E **PU 1**	**29 754 00 99**
Flexible hose **PU 1, 450 mm, G 3/8 union nut, M8x1**	**10 266 06 99**
Pre-filter mixed water MODUS E with backflow preventer and strainer **PU 1, G 3/8 IG/AG, mesh size 250 µm**	**29 753 06 99**
Excerpt from product group 13 **Battery compartment universal 6 V** for electronic wash basin fittings incl. 4 Alkaline batteriesTyp AA **PU 1, W: 0,20 kg/pc.**	**01 557 00 99**
Transformer with plug 100 - 240 V / 50 - 60 Hz / 9 V suitable for wash basin fittings GRANDIS E and XERIS E, PURIS E,VENUS E, CELIS E from 09/2016 and for SWS Wireless manager FM plug connect. for electronic three poles **PU 1, W: 0,07 kg/pc.**	**01 316 00 99**

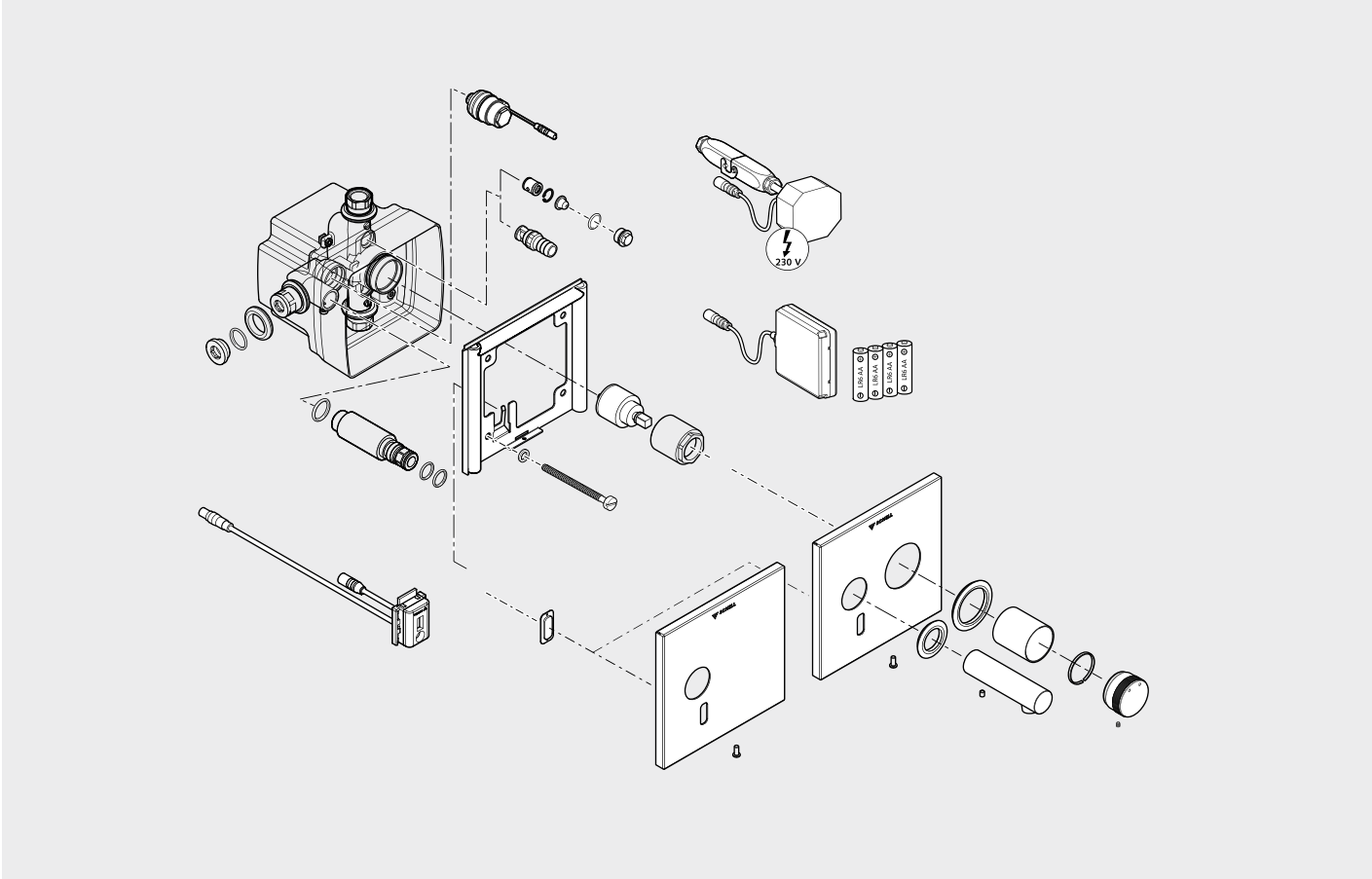

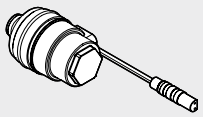

Product description	Article number
Excerpt from product group 29 **Cartridge valve 6 V with integrated pre-filter** for SCHELLTRONIC / SCHELLMATIC / COMPACT HF / RETROFIT HF / EDITION E MANUAL / COMPACT EDITION E / COMPACT LC / RETROFIT LC / LINUS D-E-T / LINUS D-E-T ECO / LINUS D-E-V / LINUS D-E-V ECO / LINUS D-P-T / LINUS BASIC D-P-T / LINUS D-C-T / LINUS BASIC D-C-T / LINUS D-C-M / LINUS BASIC D-C-M / shower panel DP-P-T, DP-C-T / DP-C-T-H, DP-C-T-D-H / VITUS VW-C-T / VITUS VD-C-T Model with circular connection **PU 1, W: 0,04 kg/pc.**	**01 442 00 99**

Cage filter-Set LINUS filter, mesh size: 500 µm **PU 1, W: 0,01 kg/pc.**	**02 004 00 99**

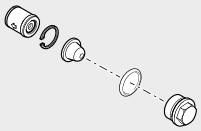

Filter-Set LINUS **Comprises:** backflow preventer • cage filter, mesh size: 500 µm • locking ring • plug **chrome, PU 1, W: 0,02 kg/pc.**	**02 005 00 99**

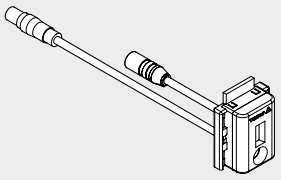

Product description	Article number
Universal electronic LINUS E	
110 mm outreach	
PU 1	**21 705 00 99**
170 mm outreach	
PU 1	**21 706 00 99**
230 mm outreach	
PU 1	**21 707 00 99**

Sensor window VITUS / LINUS	
incl adhesive tape	
PU 1, W: 0,014 kg/pc.	**77 734 00 99**

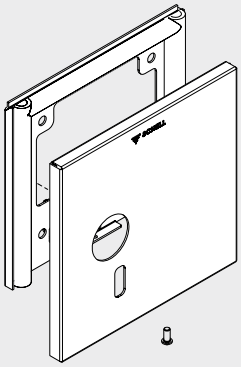

Front panel LINUS W-E-V	
with frame and fastening material	
chrome, PU 1	**01 948 06 99**
stainless steel, PU 1	**01 948 28 99**

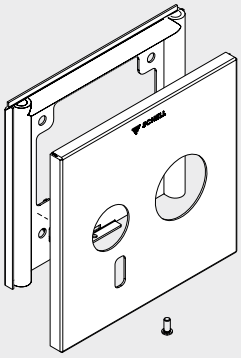

Front panel LINUS W-E-M	
with frame and fastening material	
chrome, PU 1	**01 949 06 99**
stainless steel, PU 1	**01 949 28 99**

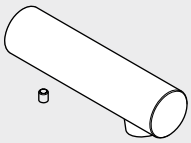

Wall-mounted faucets LINUS / VITUS	
for W-SCM, W-SC-V and W-EH-M	
end section 110 mm, 5 l/min, chrome, PU 1, W: 0,34 kg/pc.	**24 746 06 99**
end section 170 mm, 5 l/min, chrome, PU 1, W: 0,53 kg/pc.	**24 747 06 99**
end section 230 mm, 5 l/min, chrome, PU 1, W: 0,70 kg/pc.	**24 748 06 99**

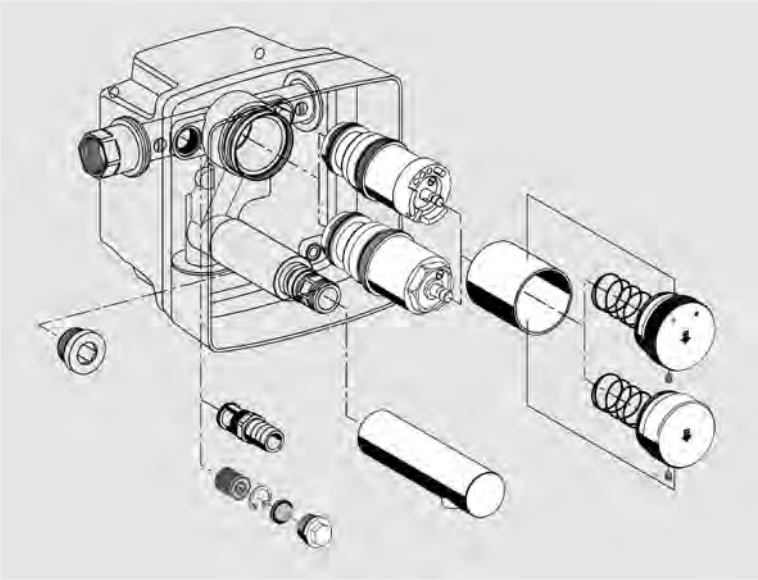

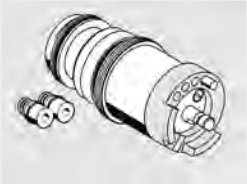

Product description	Article number	
Self-closing cartridge LINUS SC II-M **model 2010** self-closing - mixed water **PU 1, W: 0,23 kg/pc.**	**29 652 00 99**	
Self-closing cartridge LINUS SC II-V **model 2010** self-closing - cold water / premixed water **PU 1, W: 0,23 kg/pc.**	**29 653 00 99**	

Product description	Article number
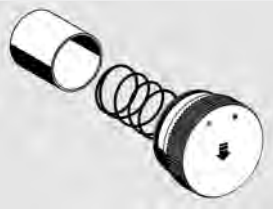	
Operating button LINUS SC-M self-closing - mixed water	
chrome, PU 1, W: 0,22 kg/pc.	**29 545 06 99**
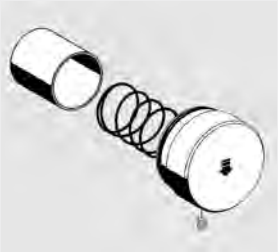	
Operating button LINUS SC-V self-closing - cold water / premixed water	
chrome, PU 1, W: 0,22 kg/pc.	**29 517 06 99**
Cage filter-Set LINUS filter, mesh size: 500 µm	
PU 1, W: 0,01 kg/pc.	**02 004 00 99**
Filter-Set LINUS **Comprises:** •backflow preventer • cage filter, mesh size: 500 µm • locking ring • plug	
chrome, PU 1, W: 0,02 kg/pc.	**02 005 00 99**
	
Front panel LINUS W-SC-M / W-SC-V with frame and fastening material	
chrome, PU 1, W: 0,96 kg/pc.	**25 231 06 99**
stainless steel, PU 1, W: 0,96 kg/pc.	**25 231 28 99**
Wall-mounted faucets LINUS / VITUS for W-SCM, W-SC-V and W-EH-M	
end section 110 mm, 5 l/min, chrome, PU 1, W: 0,34 kg/pc.	**24 746 06 99**
end section 170 mm, 5 l/min, chrome, PU 1, W: 0,53 kg/pc.	**24 747 06 99**
end section 230 mm, 5 l/min, chrome, PU 1, W: 0,70 kg/pc.	**24 748 06 99**

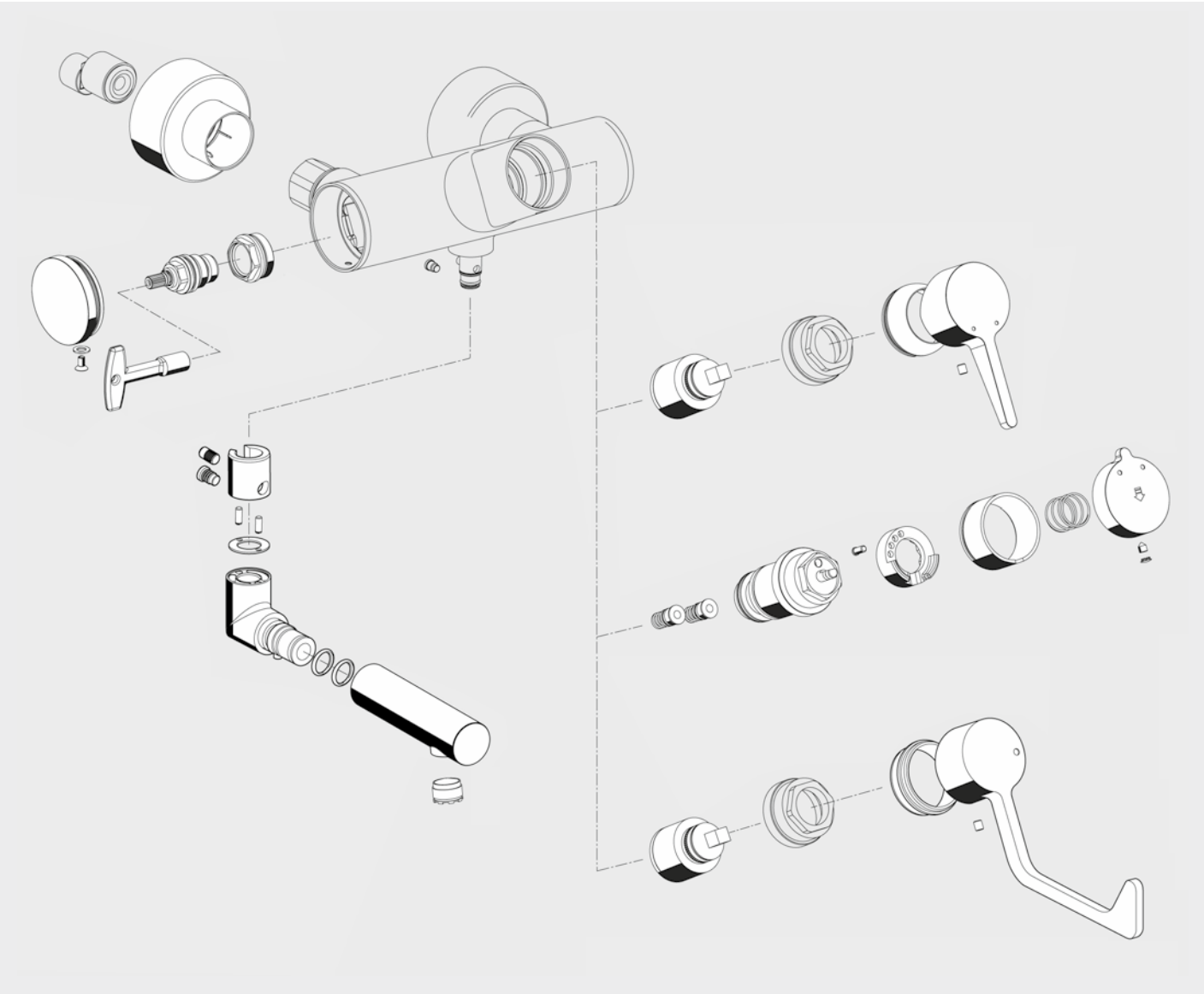

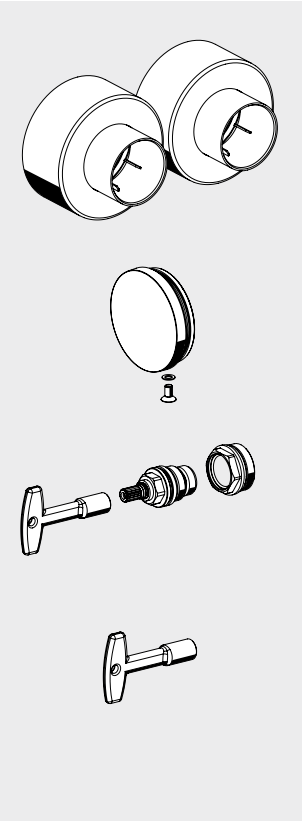

Product description	Article number
Wall cover plate-Set VITUS **chrome, PU 1, W: 0,12 kg/pc.**	**27 830 06 99**
Cap VITUS **chrome, PU 1, W: 0,09 kg/pc.**	**69 967 06 99**
Head part with bleed key for performance of thermal disinfection **chrome, PU 1, W: 0,11 kg/pc.**	**22 168 00 99**
Bleed Key VITUS for performance of thermal disinfection **PU 1, W: 0,01 kg/pc.**	**78 241 00 99**

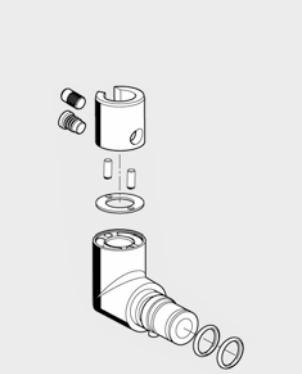

Product description	Article number
Cover valve VITUS	
chrome, PU 1, W: 0,27 kg/pc.	24 768 06 99

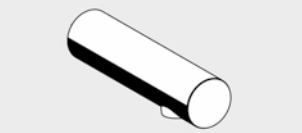

Wall-mounted faucet LINUS / VITUS / WALIS*	
end section 110 mm, 5 l/min, chrome, PU 1, W: 0,34 kg/pc.	24 746 06 99*
end section 170 mm, 5 l/min, chrome, PU 1, W: 0,53 kg/pc.	24 747 06 99*
end section 230 mm, 5 l/min, chrome, PU 1, W: 0,70 kg/pc.	24 748 06 99*
end section 110 mm, 7,5-9 l/min, chrome, PU 1, W: 0,34 kg/pc.	24 765 06 99
end section 170 mm, 7,5-9 l/min, chrome, PU 1, W: 0,53 kg/pc.	24 766 06 99
end section 230 mm, 7,5-9 l/min, chrome, PU 1, W: 0,70 kg/pc.	24 767 06 99

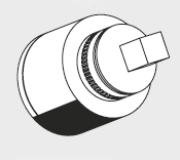

Single-lever cartridge VITUS	
PU 1, W: 0,06 kg/pc.	29 634 00 99

Operating handle VITUS EH	
PU 1, W: 0,14 kg/pc.	25 989 06 99

Self-closing cartridge VITUS	
PU 1, W: 0,25 kg/pc.	29 685 00 99



Operating button VITUS SC-M	
PU 1, W: 0,08 kg/pc.	29 680 06 99

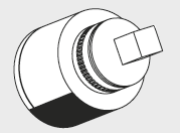

Mixed water cartridge VITUS	
PU 1, W: 0,08 kg/pc.	29 687 00 99

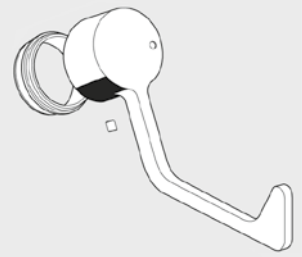

Arm-lever mixed water VITUS	
chrome, PU 1, W: 0,34 kg/pc.	29 686 06 99

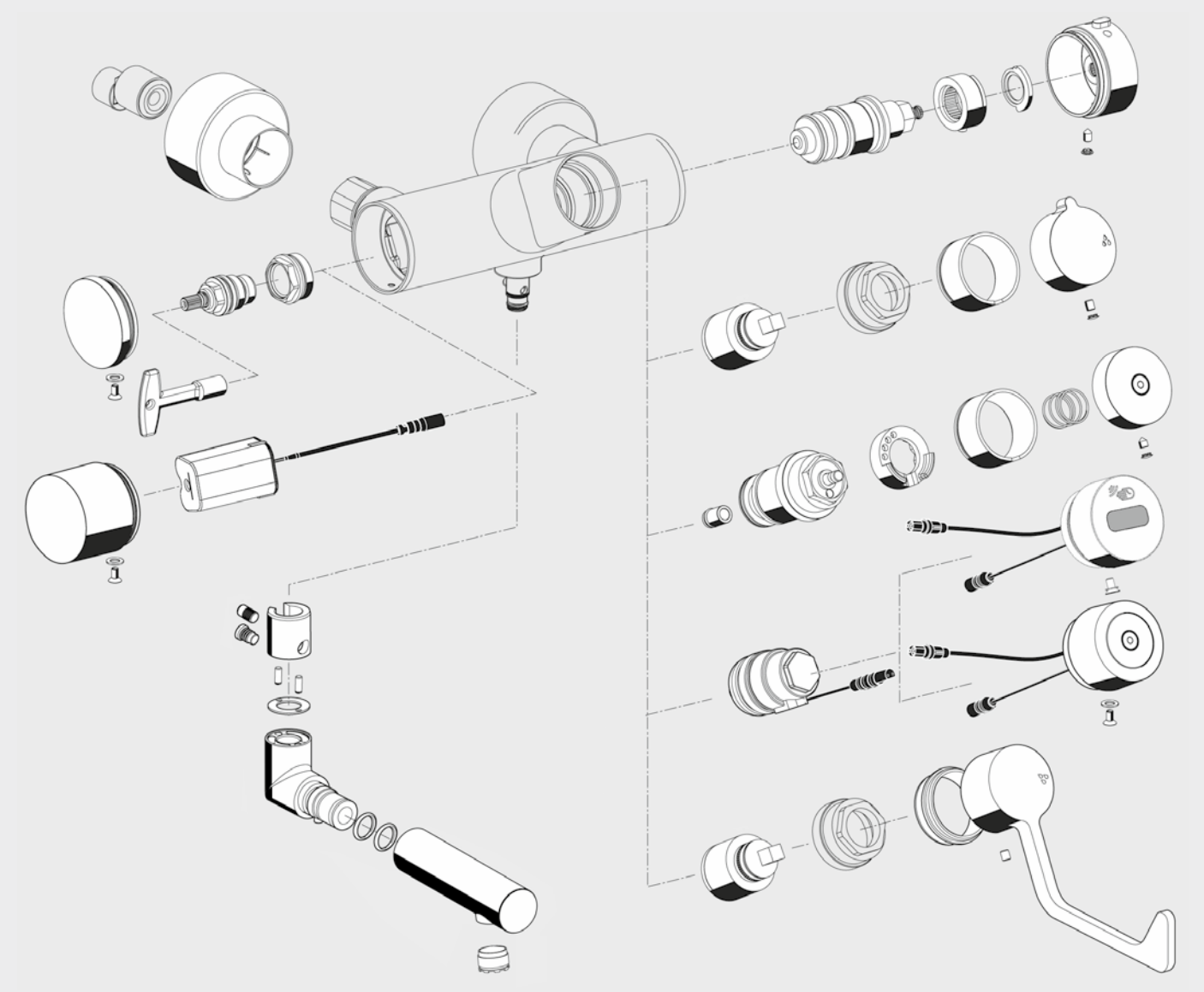

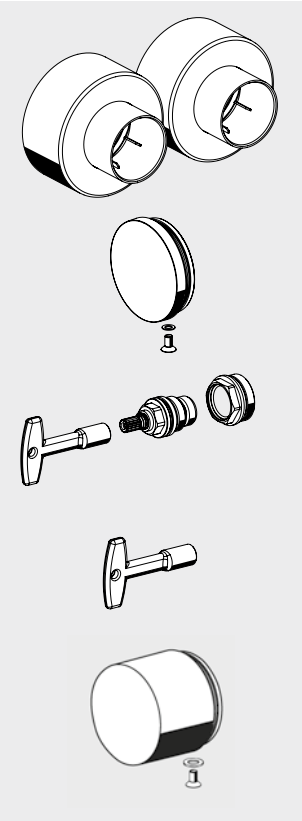

Product description	Article number
Wall cover plate-Set VITUS **chrome, PU 1, W: 0,12 kg/pc.**	**27 830 06 99**
Cap VITUS **chrome, PU 1, W: 0,09 kg/pc.**	**69 967 06 99**
Head part with bleed key for performance of thermal disinfection **chrome, PU 1, W: 0,11 kg/pc.**	**22 168 00 99**
Bleed Key VITUS for performance of thermal disinfection **PU 1, W: 0,01 kg/pc.**	**78 241 00 99**
Cap VITUS for fitting with battery compartment **chrome, PU 1, W: 0,23 kg/pc.**	**69 968 06 99**

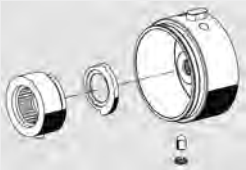

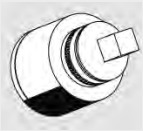

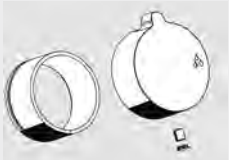

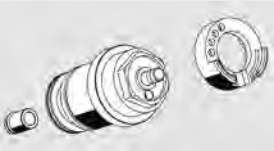

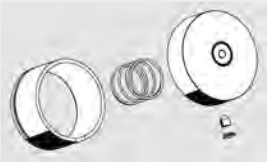

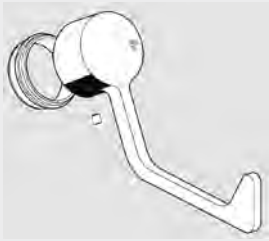

Product description	Article number
Battery compartment VITUS incl. batteries **PU 1, W: 0,11 kg/pc.**	**01 925 00 99**
Thermostat cartridge VITUS **PU 1, W: 0,26 kg/pc.**	**29 676 00 99**
Operating button Thermostat VITUS **chrome, PU 1, W: 0,25 kg/pc.**	**23 103 06 99**
Open/Close-cartridge 90° VITUS **PU 1, W: 0,08 kg/pc.**	**29 677 00 99**
Operating button Open/Close 90° VITUS **chrome, PU 1, W: 0,09 kg/pc.**	**23 104 06 99**
Self-closing cartridge VITUS **PU 1, W: 0,21 kg/pc.**	**29 684 00 99**
Operating button VITUS SC-T **chrome, PU 1, W: 0,08 kg/pc.**	**29 678 06 99**
Cartridge valve 6 V with integrated pre-filter **PU 1, W: 0,04 kg/pc.**	**01 442 00 99**
Electronic module VITUS VW E-T for exposed wash basin fitting VITUS VW-E-T **chrome, PU 1, W: 0,15 kg/pc.**	**23 109 06 99**
CVD-Touch-Electronic VITUS for exposed wash basin fitting VITUS VW-C-T **chrome, PU 1, W: 0,18 kg/pc.**	**01 589 06 99**
Arm-lever thermostat VITUS **chrome, PU 1, W: 0,34 kg/pc.**	**29 688 06 99**

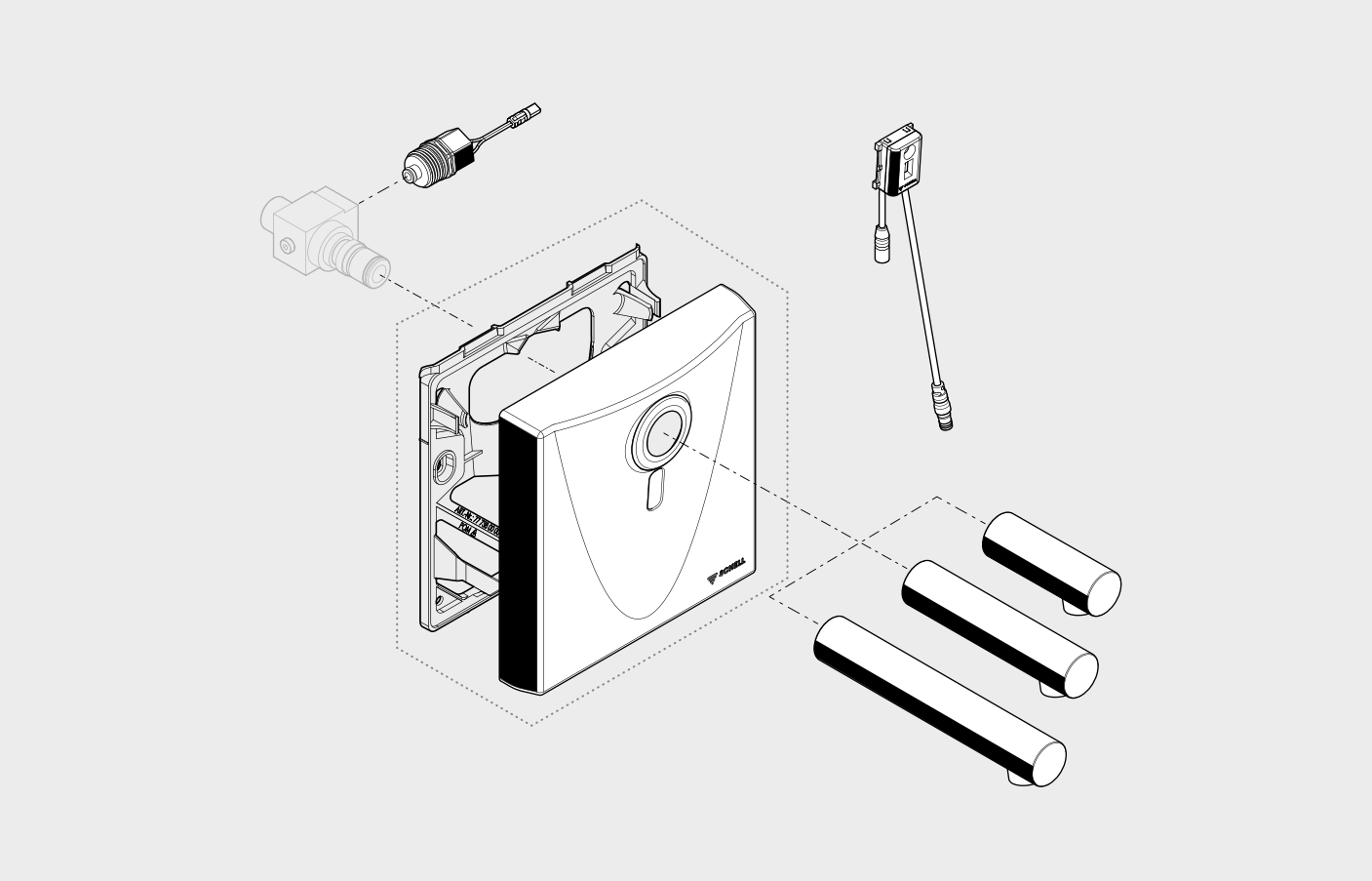

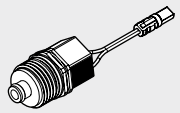

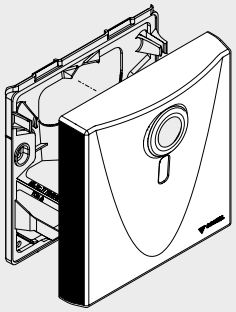

Product description	Article number
Solenoid valve DN5 for exposed wash basin fittings WALIS version with round plug **PU 1**	**00 918 00 99**
Front panel WALIS E complete with holding frame **Plastic, chrome, PU 1**	**25 995 06 99**

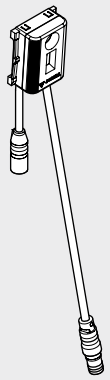

Product description	Article number
Electronic module WALIS E	
for projection 130 mm, article 01 950 06 99, PU 1	**29 707 00 99**
for projection 190 mm, article 01 951 06 99, PU 1	**29 708 00 99**
for projection 250 mm, article 01 952 06 99, PU 1	**29 709 00 99**

Wall-mounted faucet LINUS / VITUS / WALIS for W-SCM, W-SC-V and W-EH-M	
end section 110 mm, 5 l/min, chrome, PU 1, W: 0,34 kg/pc.	**24 746 06 99**
end section 170 mm, 5 l/min, chrome, PU 1, W: 0,53 kg/pc.	**24 747 06 99**
end section 230 mm, 5 l/min, chrome, PU 1, W: 0,70 kg/pc.	**24 748 06 99**

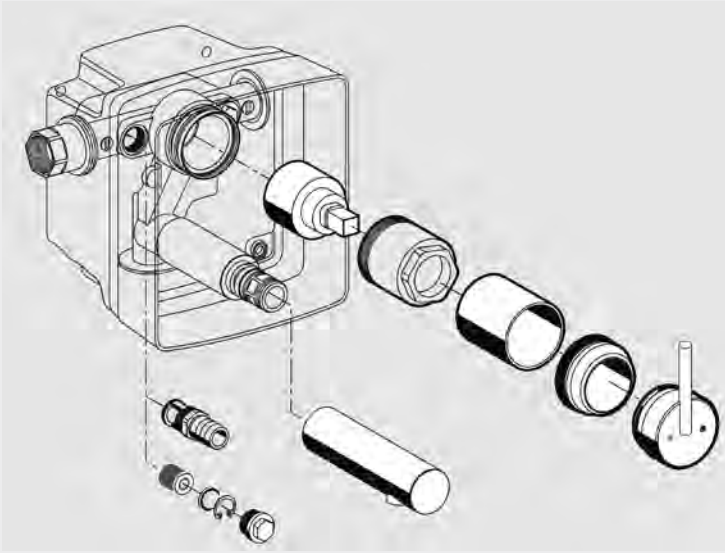

Product description	Article number
Lever LINUS W-EH-M for wall mounted faucet mixed water **chrome, PU 1, W: 0,17 kg/pc.**	**23 069 06 99**
Mixed water cartridge LINUS for concealed wash basin fitting / shower fitting LINUS **PU 1, W: 0,06 kg/pc.**	**29 613 00 99**
Push sleeve LINUS with wall cover plate for concealed wash basin fitting / shower fitting LINUS **chrome, PU 1, W: 0,14 kg/pc.**	**29 623 06 99**
Cage filter-Set LINUS filter, mesh size: 500 µm **PU 1, W: 0,01 kg/pc.**	**02 004 00 99**
Filter-set LINUS **Comprises:** • backflow preventer • cage filter, mesh size: 500 µm • locking ring • plug **PU 1, W: 0,02 kg/pc.**	**02 005 00 99**
Wall-mounted faucets LINUS / VITUS	
end section 110 mm, 5 l/min, chrome, PU 1, W: 0,34 kg/pc.	**24 746 06 99**
end section 170 mm, 5 l/min, chrome, PU 1, W: 0,53 kg/pc.	**24 747 06 99**
end section 230 mm, 5 l/min, chrome, PU 1, W: 0,70 kg/pc.	**24 748 06 99**

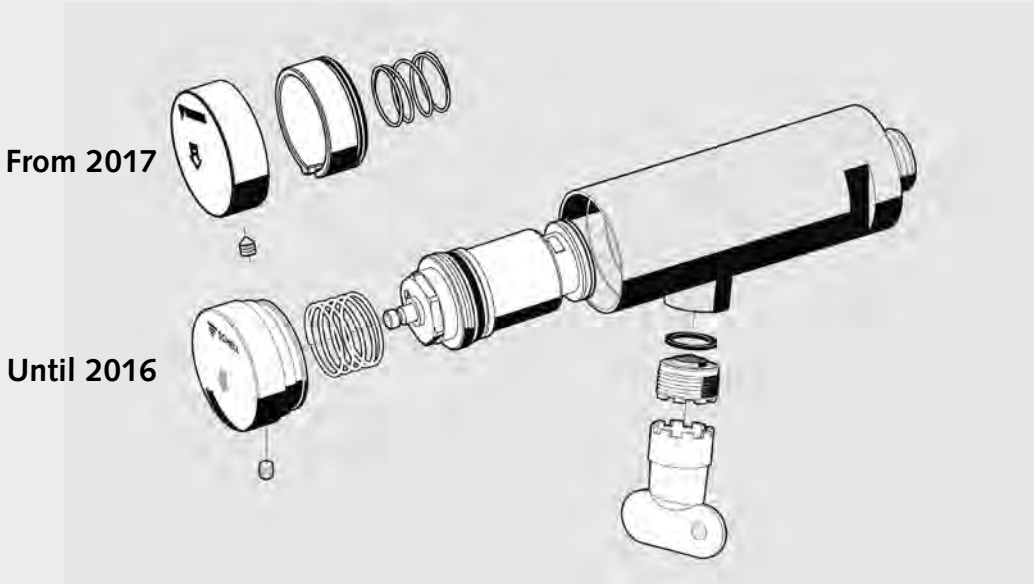

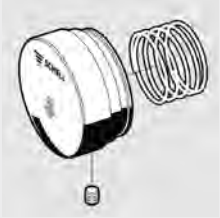

Product description	Article number
Operating handle PETIT SC self-closing - cold water / premixed water version until end 2016 **chrome, PU 1, W: 0,04 kg/pc.**	**23 074 06 99**

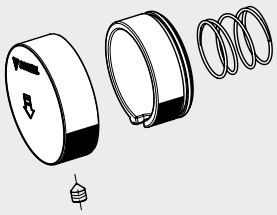

Operating handle PETIT SC self-closing - cold water / premixed water with discharge ring, version from 2017 **chrome, PU 1**	**25 897 06 99**

Self-closing cartridge PETIT SC	
Cold water / premixed water **for fittings until end 2016** **PU 1, W: 0,20 kg/pc.**	**29 660 00 99**
NEW **Cold water / premixed water** **for fittings from 2017** **PU 1, replaced cartridge 29 638 00 99, 29 651 00 99, 29 721 00 99**	**29 733 00 99**

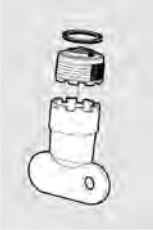

Flow regulator UNIVERSAL theft sale for wash basin fitting LINUS/PETIT **Comprises:** Flow regulator with key **Use / Technical Data:** Flow rate: 5,0 l/min (independent of pressure) **PU 1, W: 0,01 kg/pc.**	**02 007 00 99**

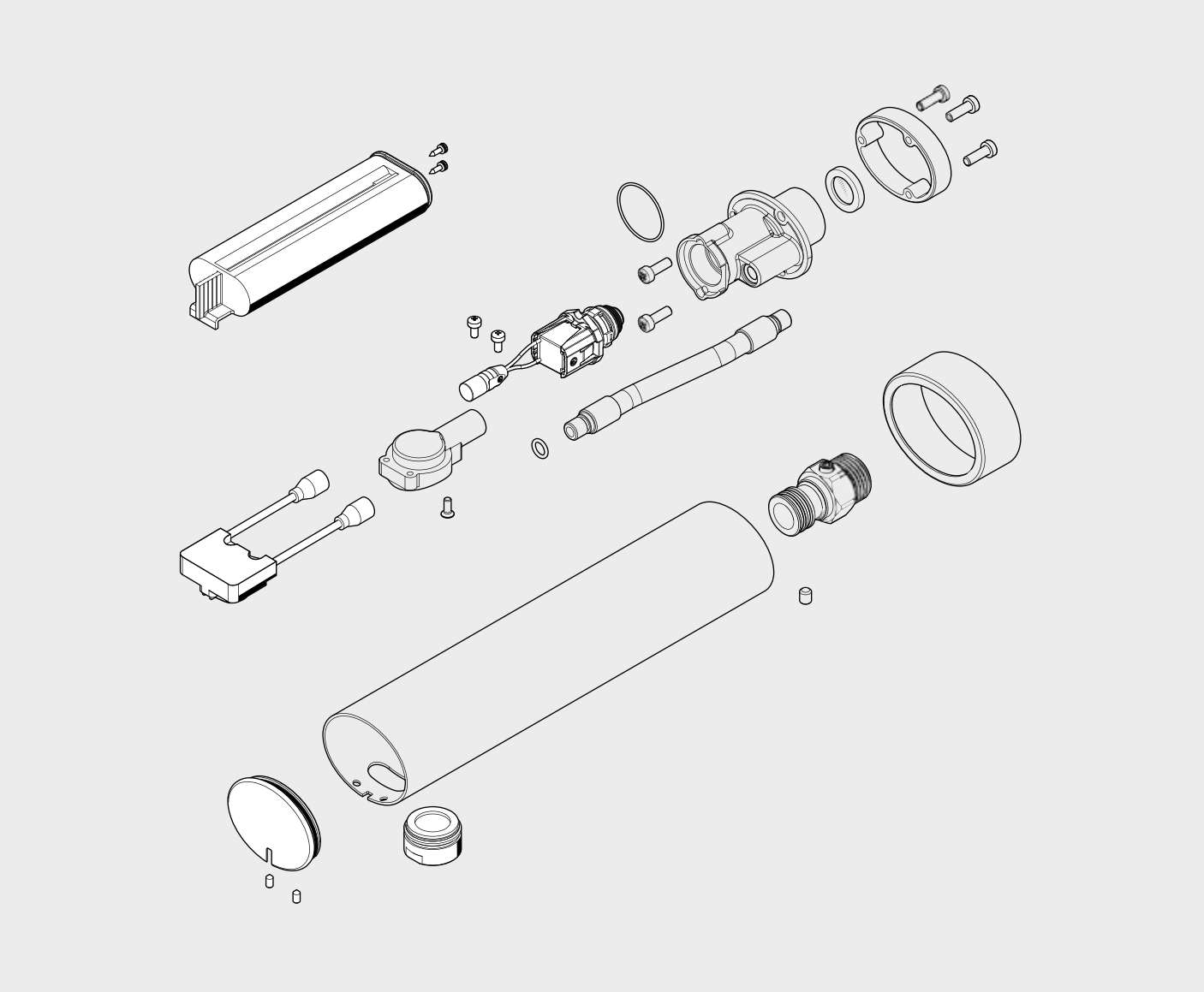

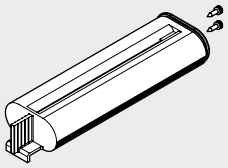

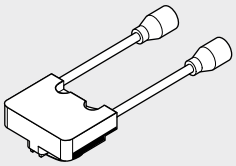

Product description	Article number	
Battery compartment MODUS E		
PU 1	**29 746 00 99**	
Elektronic module MODUS E		
PU 1	**29 745 00 99**	

Product description	Article number
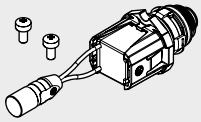	
Solenoid valve, bistable 6 V, DN 5 **PU 1**	**00 923 00 99**
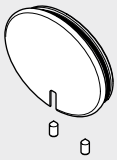	
Cap MODUS E incl. screws **chrome, PU 1**	**29 750 06 99**
Flow regulator without sleeve, for reducing the flow rate with the same level of comfort.	
1,32 l/min pressure independent, 0,35 GPM, PU 1	**28 931 00 99**
3,0 l/min pressure independent, 0,79 GPM, PU 1	**28 932 00 99**
5,0 l/min pressure independent, 1,32 GPM, PU 1	**28 933 00 99**

Spare parts shower fittings

19 Spare parts shower fittings

Concealed showers

- LINUS D-E-T / D-E-T ECO 436 - 437
- LINUS D-E-V / D-E-V ECO 438 - 439
- LINUS D-C-T / BASIC D-C-T 440 - 441
- LINUS D-C-M / D-C-V / BASIC D-C-M 442 - 443
- LINUS D-SC-T / BASIC D-SC-T 444 - 445
- LINUS D-SC-M / D-SC-V BASIC D-SC-M 446 - 447
- LINUS D-EH-M 448 - 449

Exposed shower fittings

- Shower panels LINUS
  - DP-P-T / D-C-T / DP-SC-T 450 - 453
  - DP-SC-M / DP-SC-V 454 - 455
  - DP-EH-M 456
- Shower panels LINUS Inox
  - DP-C-T / DP-C-T-H / DP-C-T-D-H DP-SC-T 458 - 463
- VITUS 464 - 465

Accessories for shower fittings

- Flow regulator LEED 457

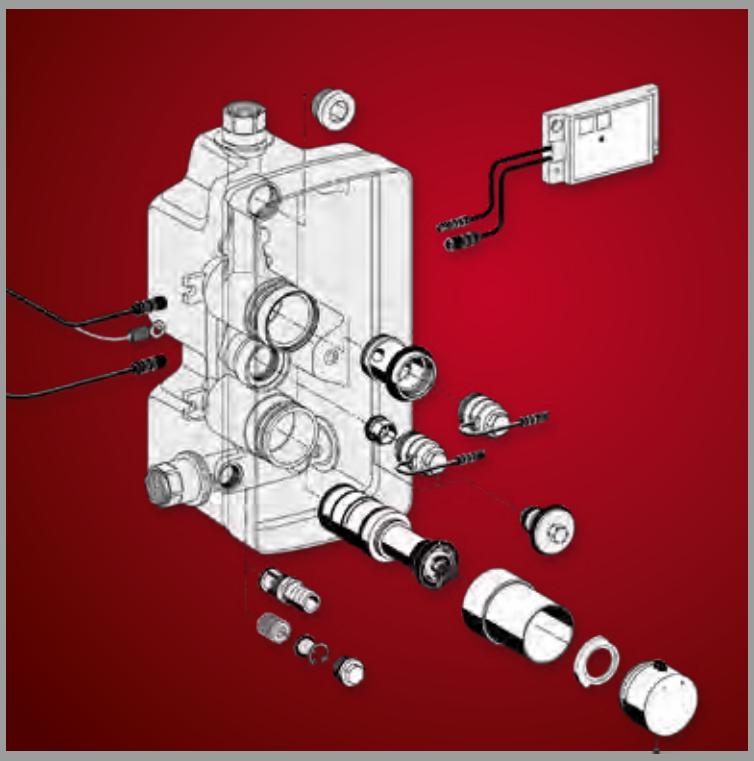

Note:
The most important spare parts and mounting instructions of discontinued articles, can be found on Internet:
www.schell.eu ➔ Service ➔ Downloads ➔ Archive spare parts / Archive mounting instruction

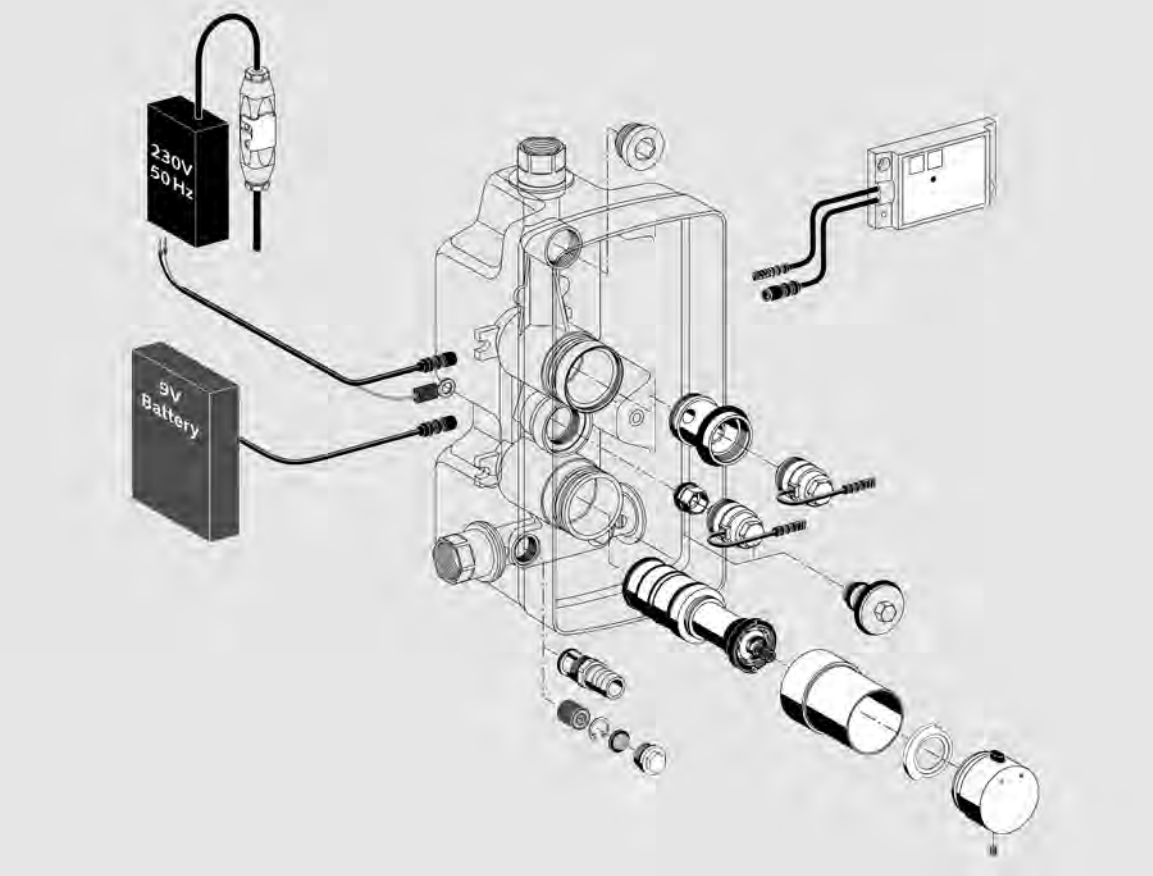

Product description	Article number
Excerpt from product group 29	
Cartridge valve 6 V with integrated pre-filter for SCHELLTRONIC / SCHELLMATIC / COMPACT HF / RETROFIT HF / EDITION E MANUAL / COMPACT EDITION E / COMPACT LC / RETROFIT LC / LINUS D-E-T / LINUS D-E-T ECO / LINUS D-E-V / LINUS D-E-V ECO / LINUS D-P-T / LINUS BASIC D-P-T / LINUS D-C-T / LINUS BASIC D-C-T / LINUS D-C-M / LINUS BASIC D-C-M / shower panel DP-P-T, DP-C-T / DP-C-T-H, DP-C-T-D-H / VITUS VW-C-T / VITUS VD-C-T Model with circular connection **PU 1, W: 0,04 kg/pc.**	**01 442 00 99**
Operating button thermostat for LINUS D-SC-T / D-E-T / D-C-T / BASIC D-C-T / D-P-T / BASIC D-P-T **chrome, PU 1, W: 0,24 kg/pc.**	**29 522 06 99**
Thermostat cartridge LINUS D-SC-T / D-E-T for LINUS D-SC-T / LINUS BASIC D-SC-T / LINUS D-E-T / LINUS D-E-T ECO / LINUS D-P-T / LINUS BASIC D-P-T / LINUS D-C-T / LINUS BASIC D-C-T / shower panel DP-SC-T, DP-P-T, DP-C-T **PU 1, W: 0,44 kg/pc.**	**29 524 00 99**

	Product description	Article number
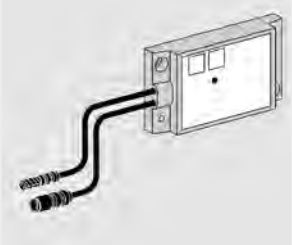	**Electronic module Standard** ON/OFF/time setting **PU 1, W: 0,18 kg/pc.**	**01 513 00 99**
	Excerpt from product group 13 **Solenoid valve thermal disinfection, 12 V** **PU 1, W: 0,12 kg/pc.**	**01 875 00 99**
	Excerpt from product group 13 **SCHELL locking disc thermostat button** to block the hot water limiting button on SCHELL thermostat fittings **PU 1, W: 0,004 kg/pc.**	**77 673 00 99**
	Cage filter-Set LINUS filter, mesh size: 500 µm **PU 1, W: 0,01 kg/pc.**	**02 004 00 99**
	Filter-Set LINUS **Comprises:** • backflow preventer • cage filter, mesh size: 500 µm • locking ring • plug **PU 1, W: 0,02 kg/pc.**	**02 005 00 99**
	Front panel LINUS D-E-T with frame and fastening material **Material:** stainless steel **chrome, PU 1** **stainless steel, PU 1, W: 1,44 kg/pc.**	 **25 234 06 99** **25 234 28 99**

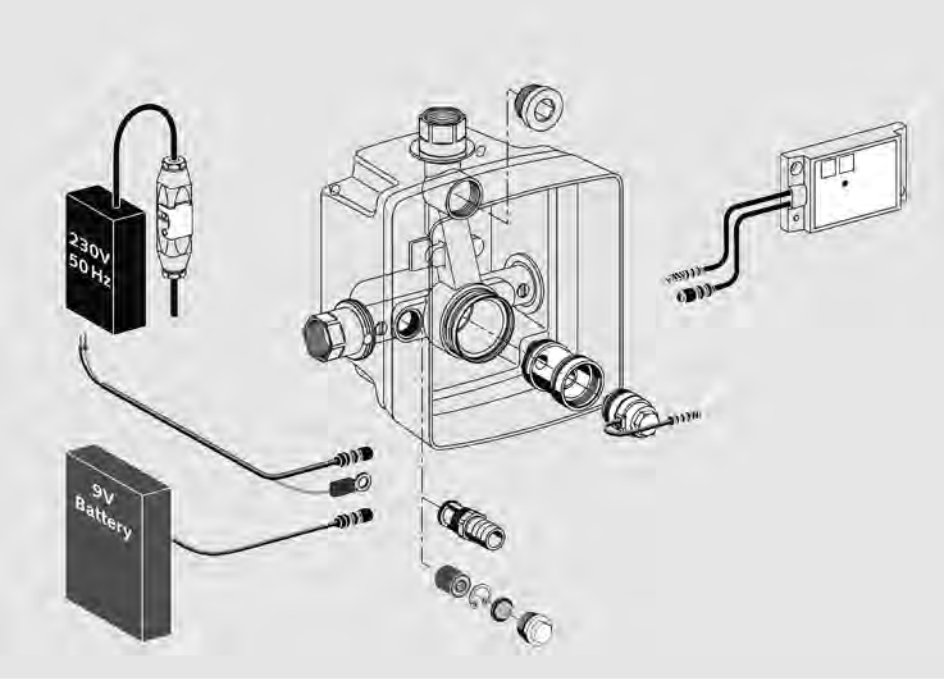

Product description	Article number	
Excerpt from product group 29 **Cartridge valve 6 V with integrated pre-filter** for SCHELLTRONIC / SCHELLMATIC / COMPACT HF / RETROFIT HF / EDITION E MANUAL / COMPACT EDITION E / COMPACT LC / RETROFIT LC / LINUS D-E-T / LINUS D-E-T ECO / LINUS D-E-V / LINUS D-E-V ECO / LINUS D-P-T / LINUS BASIC D-P-T / LINUS D-C-T / LINUS BASIC D-C-T / LINUS D-C-M / LINUS BASIC D-C-M / shower panel DP-P-T, DP-C-T / DP-C-T-H, DP-C-T-D-H / VITUS VW-C-T / VITUS VD-C-T Model with circular connection **PU 1, W: 0,04 kg/pc.**	**01 442 00 99**	

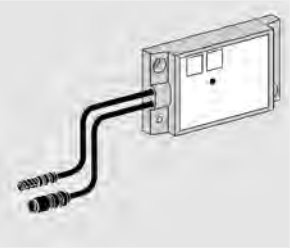

Product description	Article number
Electronic module Standard Ein/Aus/Zeiteinstellung	
PU 1, W: 0,18 kg/pc.	**01 513 00 99**
Cage filter-Set LINUS filter, mesh size: 500 µm	
PU 1, W: 0,01 kg/pc.	**02 004 00 99**
Filter-Set LINUS **Comprises:** • backflow preventer • cage filter, mesh size: 500 µm • locking ring • plug	
PU 1, W: 0,02 kg/pc.	**02 005 00 99**
Front panel LINUS D-E-V with frame and fastening material **Material:** stainless steel	
chrome, PU 1, W: 1,01 kg/pc.	**25 235 06 99**
stainless steel, PU 1, W: 1,01 kg/pc.	**25 235 28 99**

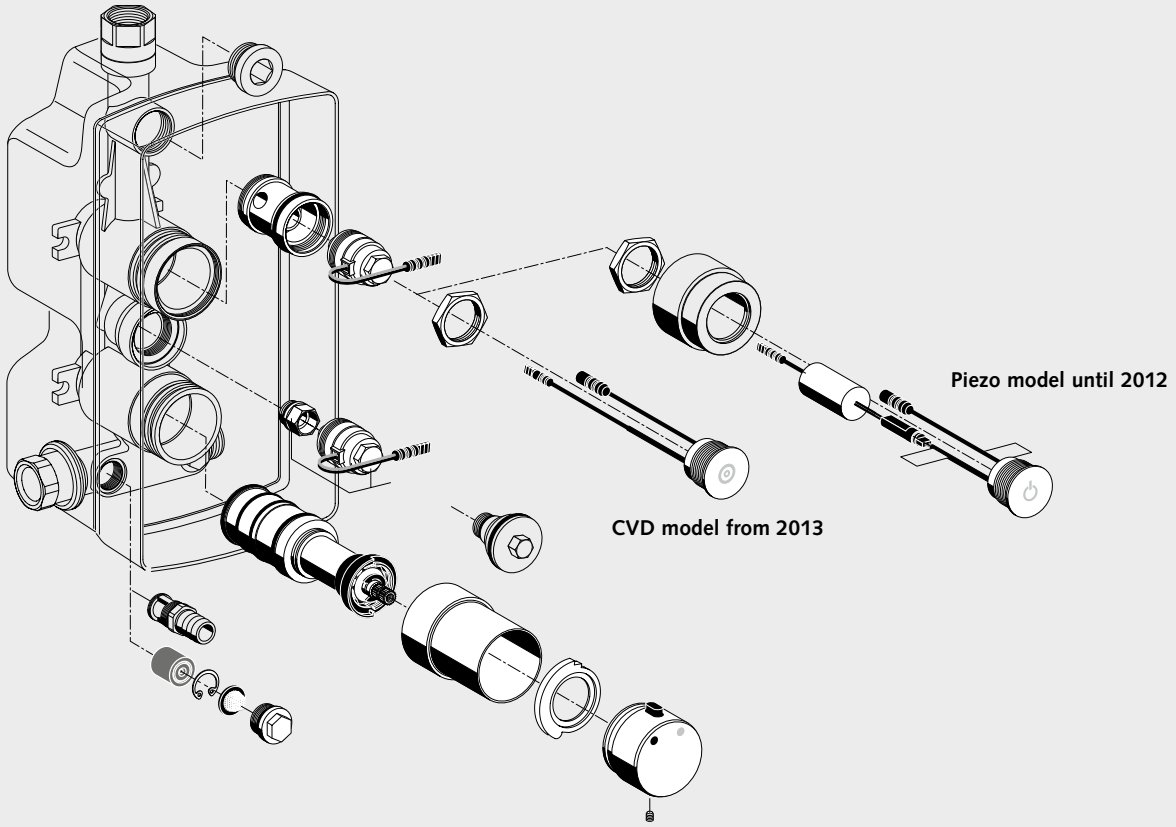

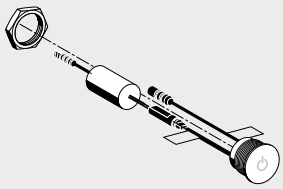

Product description	Article number
Solenoid valve adapter for concealed fitting	
PU 1, W: 0,09 kg/pc.	**29 518 00 99**
Excerpt from product group 29	
Cartridge valve 6 V with integrated pre-filter	
for SCHELLTRONIC / SCHELLMATIC / COMPACT HF / RETROFIT HF / EDITION E MANUAL / COMPACT EDITION E / COMPACT LC / RETROFIT LC / LINUS D-E-T / LINUS D-E-T ECO / LINUS D-E-V / LINUS D-E-V ECO / LINUS D-P-T / LINUS BASIC D-P-T / LINUS D-C-T / LINUS BASIC D-C-T / LINUS D-C-M / LINUS BASIC D-C-M / shower panel DP-P-T, DP-C-T / DP-C-T-H, DP-C-T-D-H / VITUS VW-C-T / VITUS VD-C-T	
Model with circular connection	
PU 1, W: 0,04 kg/pc.	**01 442 00 99**
Piezo button 12 V for shower model until 2012	
chrome, PU 1, W: 0,06 kg/pc.	**69 956 06 99**
Piezo button 9 V for shower model until 2012	
chrome, PU 1, W: 0,07 kg/pc.	**01 303 06 99**

	Product description	Article number
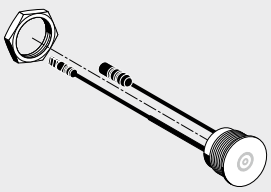	**CVD-Touch-Electronic** for concealed shower LINUS D-C-T / LINUS BASIC D-C-T, **Model from 2013** **chrome, PU 1, W: 0,07 kg/pc.**	**01 593 06 99**
	Excerpt from product group 13 **Solenoid valve thermal disinfection, 12 V** **PU 1, W: 0,12 kg/pc.**	**01 875 00 99**
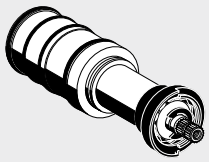	**Thermostat cartridge LINUS D-SC-T / D-E-T** for LINUS D-SC-T / LINUS BASIC D-SC-T / LINUS D-E-T / LINUS D-E-T ECO / LINUS D-P-T / LINUS BASIC D-P-T / LINUS D-C-T / LINUS BASIC D-C-T / shower panell DP-SC-T, DP-P-T, DP-C-T **PU 1, W: 0,44 kg/pc.**	**29 524 00 99**
	Excerpt from product group 13 **SCHELL locking disc thermostat button** to block the hot water limiting button on SCHELL thermostat fittings **PU 1, W: 0,004 kg/pc.**	**77 673 00 99**
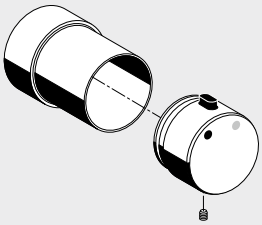	**Operating button thermostat** for LINUS D-SC-T / D-E-T / D-C-T / BASIC D-C-T / D-P-T / BASIC D-P-T **chrome, PU 1, W: 0,24 kg/pc.**	**29 522 06 99**
	Backflow preventer DN 10 **PU 1, W: 0,003 kg/pc.**	**29 519 00 99**
	Cage filter-Set LINUS filter, mesh size: 500 µm **PU 1, W: 0,01 kg/pc.**	**02 004 00 99**
	Filter-Set LINUS **Comprises:** • backflow preventer • cage filter, mesh size: 500 µm • locking ring • plug **PU 1, W: 0,02 kg/pc.**	**02 005 00 99**
	Inspection plug with O-ring **PU 1, W: 0,02 kg/pc.**	**29 521 00 99**

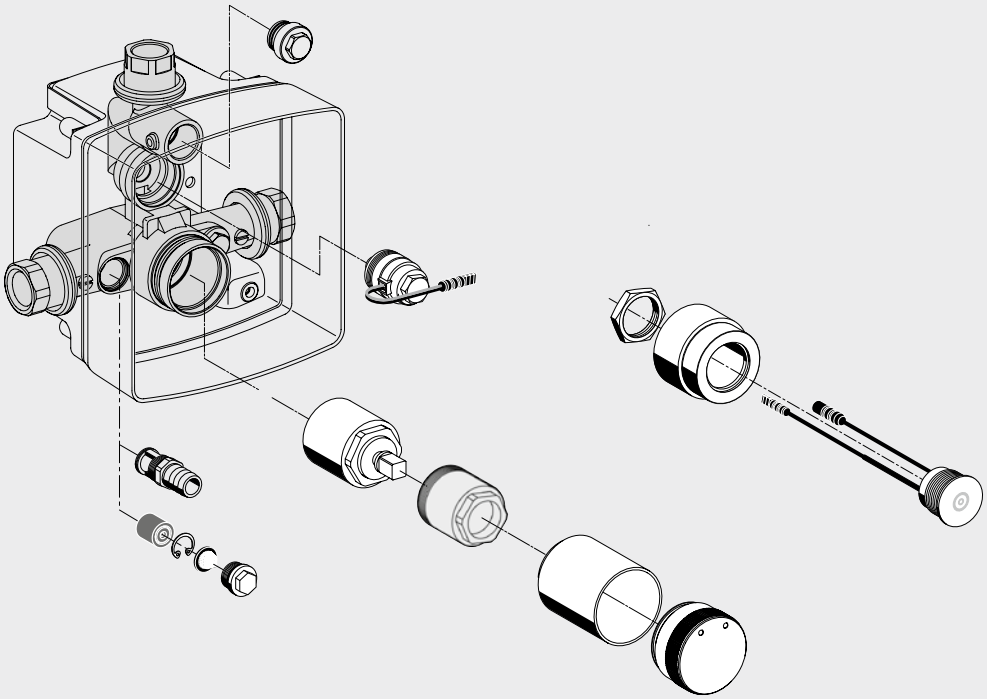

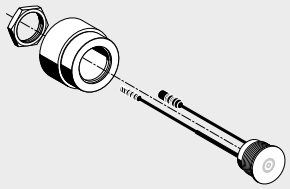

Product description	Article number
Excerpt from product group 29 **Cartridge valve 6 V with integrated pre-filter** for SCHELLTRONIC / SCHELLMATIC / COMPACT HF / RETROFIT HF / EDITION E MANUAL / COMPACT EDITION E / COMPACT LC / RETROFIT LC / LINUS D-E-T / LINUS D-E-T ECO / LINUS D-E-V / LINUS D-E-V ECO / LINUS D-P-T / LINUS BASIC D-P-T / LINUS D-C-T / LINUS BASIC D-C-T / LINUS D-C-M / LINUS BASIC D-C-M / shower panel DP-P-T, DP-C-T / DP-C-T-H, DP-C-T-D-H / VITUS VW-C-T / VITUS VD-C-T Model with circular connection **PU 1, W: 0,04 kg/pc.**	**01 442 00 99**
CVD-Touch electronic for concealed shower LINUS D-C-M / LINUS BASIC D-C-M, **chrome, PU 1, W: 0,19 kg/pc.**	**01 592 06 99**

Product description	Article number
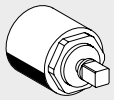 **Mixed cartridge LINUS D-C-M** for concealed showers **PU 1, W: 0,07 kg/pc.**	**29 659 00 99**
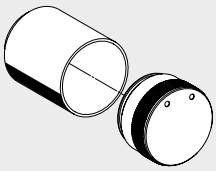 **Operating button LINUS D-C-M** for LINUS D-C-M / BASIC D-C-M **chrome, PU 1, W: 0,22 kg/pc.**	**29 682 06 99**
Cage filter-Set LINUS filter, mesh size: 500 µm **PU 1, W: 0,01 kg/pc.**	**02 004 00 99**
Filter-Set LINUS **Comprises:** • backflow preventer • cage filter, mesh size: 500 µm • locking ring • plug **PU 1, W: 0,02 kg/pc.**	**02 005 00 99**

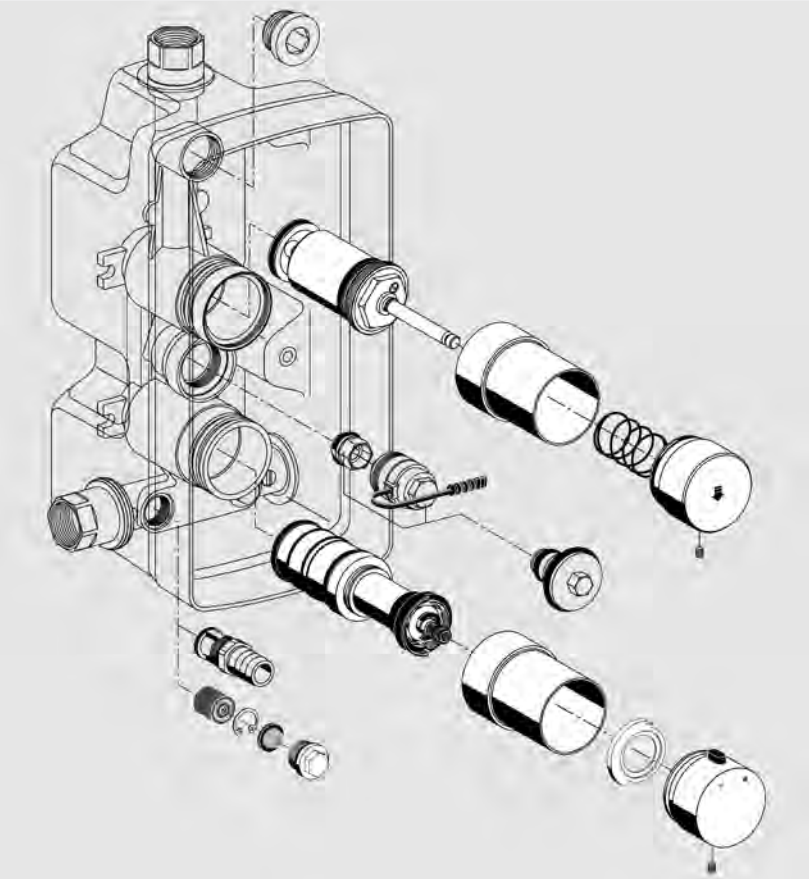

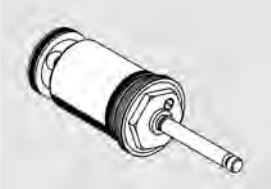

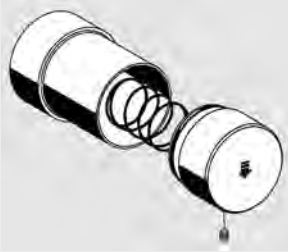

Product description	Article number
NEW **Self-closing cartridge** **LINUS / LINUS BASIC** self-closing - thermostat **PU 1, replaced cartridge 29 641 00 99**	**29 735 00 99**
Operating button self-closing **LINUS D-SC-T / LINUS BASIC D-SC II-T** complete **chrome, PU 1, W: 0,24 kg/pc.**	**29 523 06 99**
Thermostat cartridge **LINUS D-SC-T / D-E-T / LINUS BASIC D-SC II-T** **PU 1, W: 0,44 kg/pc.**	**29 524 00 99**

Product description	Article number
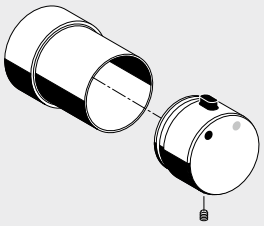 **Operating button thermostat** for LINUS D-SC-T / D-E-T / D-C-T / BASIC D-C-T / D-P-T / BASIC D-P-T **chrome, PU 1, W: 0,24 kg/pc.**	**29 522 06 99**
Excerpt from product group 13 **SCHELL locking disc thermostat button** to block the hot water limiting button on SCHELL thermostat fittings **PU 1, W: 0,004 kg/pc.**	**77 673 00 99**
Cage filter-Set LINUS filter, mesh size: 500 µm **PU 1, W: 0,01 kg/pc.**	**02 004 00 99**
Filter-Set LINUS **Comprises:** • backflow preventer • cage filter, mesh size: 500 µm • locking ring • plug **PU 1, W: 0,02 kg/pc.**	**02 005 00 99**
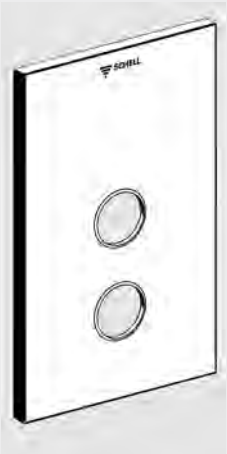 **Front panel LINUS D-SC-T** with frame and fastening material **Material:** stainless steel **chrome, PU 1, W: 1,43 kg/pc.** **stainless steel, PU 1**	**25 233 06 99** **25 233 28 99**

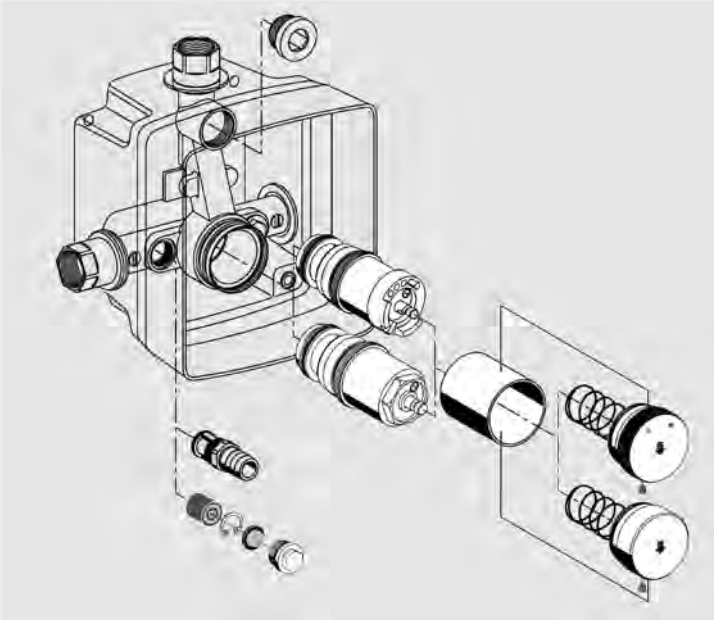

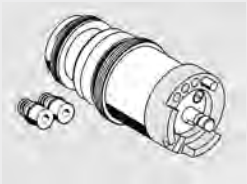

Product description	Article number	
Self-closing cartridge **LINUS SC II-M / LINUS BASIC SC II-M** **model 2010** self-closing - premixed water **PU 1, W: 0,22 kg/pc.**	**29 639 00 99**	
Self-closing cartridge LINUS SC II-V **model 2010** self-closing - cold water / premixed water **PU 1, W: 0,22 kg/pc.**	**29 640 00 99**	

Product description	Article number
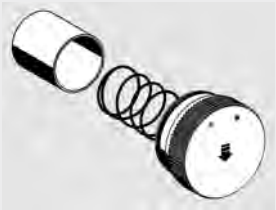	
Operating button LINUS SC-M / LINUS BASIC SC-M self-closing - premixed water	
chrome, PU 1, W: 0,22 kg/pc.	**29 545 06 99**
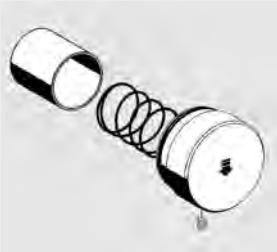	
Operating button LINUS SC-V self-closing - cold water / premixed water	
chrome, PU 1, W: 0,22 kg/pc.	**29 517 06 99**
Cage filter-Set LINUS filter, mesh size: 500 µm	
PU 1, W: 0,01 kg/pc.	**02 004 00 99**
Filter-Set LINUS **Comprises:** • backflow preventer • cage filter, mesh size: 500 µm • locking ring • plug	
PU 1, W: 0,02 kg/pc.	**02 005 00 99**
Front panel LINUS D-SC-V with frame and fastening material	
chrome, PU 1	**25 232 06 99**
stainless steel, PU 1, W: 0,97 kg/pc.	**25 232 28 99**

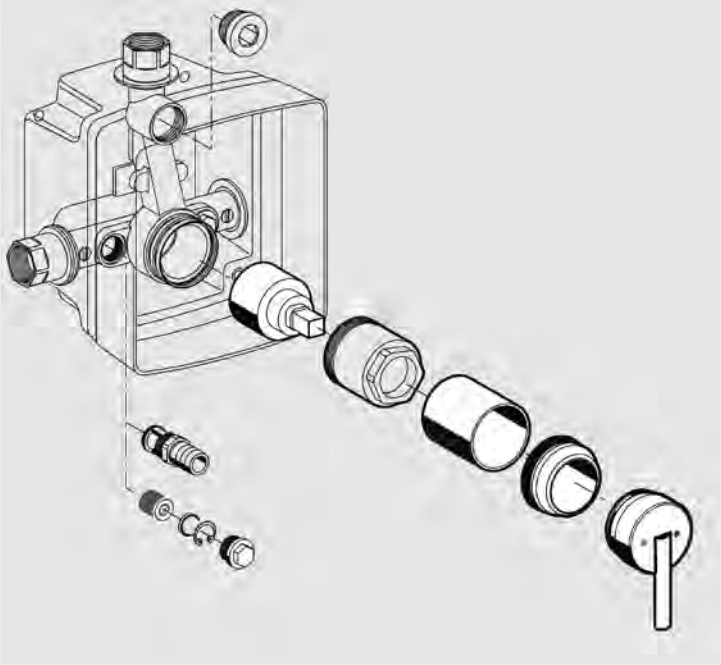

Product description	Article number	
Lever LINUS D-EH-M for concealed shower, single lever mixer **chrome, PU 1, W: 0,18 kg/pc.**	**23 068 06 99**	
Mixed water cartridge LINUS for concealed wash basin fitting / shower fitting LINUS **PU 1, W: 0,06 kg/pc.**	**29 613 00 99**	

Product description	Article number
Push sleeve LINUS with wall cover plate for conceales wash basin fitting / shower fitting LINUS **chrome, PU 1, W: 0,14 kg/pc.**	**29 623 06 99**
Cage filter-Set LINUS filter, mesh size: 500 µm **PU 1, W: 0,01 kg/pc.**	**02 004 00 99**
Filter-Set LINUS **Comprises:** • backflow preventer • cage filter, mesh size: 500 µm • locking ring • plug **PU 1, W: 0,02 kg/pc.**	**02 005 00 99**

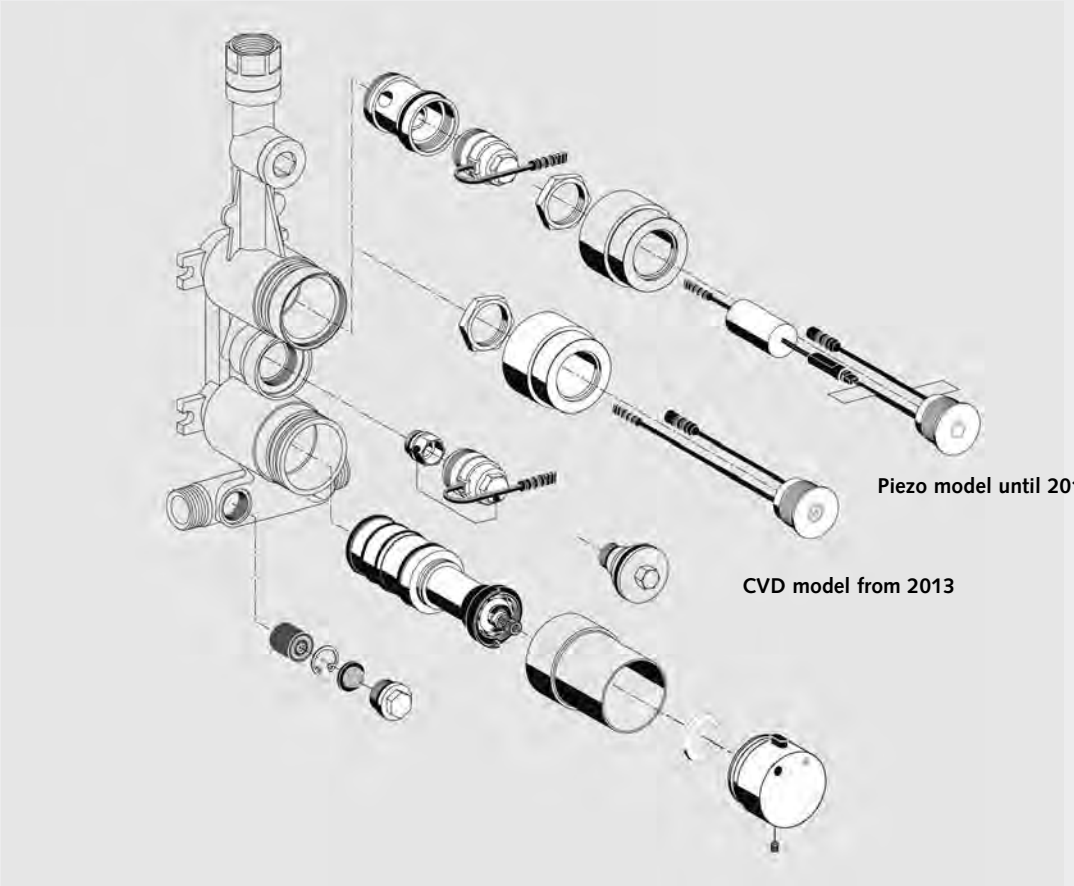

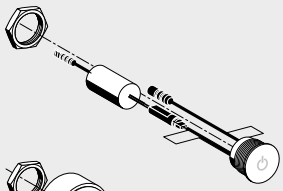

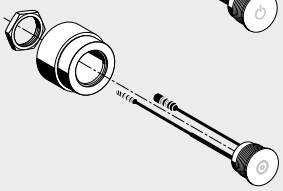

Product description	Article number
Solenoid valve adapter for concealed fitting **PU 1, W: 0,09 kg/pc.**	**29 518 00 99**
Excerpt from product group 29 **Cartridge valve 6 V with integrated pre-filter** for SCHELLTRONIC / SCHELLMATIC / COMPACT HF / RETROFIT HF / EDITION E MANUAL / COMPACT EDITION E / COMPACT LC / RETROFIT LC / LINUS D-E-T / LINUS D-E-T ECO / LINUS D-E-V / LINUS D-E-V ECO / LINUS D-P-T / LINUS BASIC D-P-T / LINUS D-C-T / LINUS BASIC D-C-T / LINUS D-C-M / LINUS BASIC D-C-M / shower panel DP-P-T, DP-C-T / DP-C-T-H, DP-C-T-D-H / VITUS VW-C-T / VITUS VD-C-T Model with circular connection **PU 1, W: 0,04 kg/pc.**	**01 442 00 99**
Piezo button 12 V for shower **chrome, PU 1, W: 0,06 kg/pc.**	**69 956 06 99**
Piezo button 9 V for shower **chrome, PU 1, W: 0,07 kg/pc.**	**01 303 06 99**
CVD-Touch electronic for shower panel LINUS DP-C-T **chrome, PU 1, W: 0,15 kg/pc.**	**01 591 06 99**
Excerpt from product group 13 **Solenoid valve thermal disinfection** **PU 1, W: 0,12 kg/pc.**	**01 875 00 99**

Product description	Article number
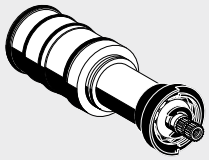 **Thermostat cartridge LINUS D-SC-T / D-E-T** for LINUS D-SC-T / LINUS BASIC D-SC-T / LINUS D-E-T / LINUS D-E-T ECO / LINUS D-P-T / LINUS BASIC D-P-T / LINUS D-C-T / LINUS BASIC D-C-T / shower panel DP-SC-T, DP-P-T, DP-C-T **PU 1, W: 0,44 kg/pc.**	**29 524 00 99**
Excerpt from product group 13 **SCHELL locking disc thermostat button** to block the hot water limiting button on SCHELL thermostat fittings **PU 1, W: 0,004 kg/pc.**	**77 673 00 99**
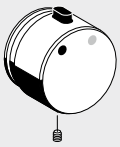 **Operating button thermostat DP-P-T** **chrome, PU 1, W: 0,17 kg/pc.**	**23 082 06 99**
Backflow preventer DN 10 **PU 1, W: 0,003 kg/pc.**	**29 519 00 99**
Cage filter-Set LINUS Filter, mesh size: 500 µm **PU 1, W: 0,01 kg/pc.**	**02 004 00 99**
Inspection plug with O-Ring **PU 1, W: 0,02 kg/pc.**	**29 521 00 99**
Flow regulator, complete 9 l/min for shower head COMFORT / Exposed shower head COMFORT **PU 1, W: 0,003 kg/pc.**	**63 011 00 99**
O-Ring set for shower head COMFORT / Exposed shower head COMFORT **PU 1, W: 0,006 kg/pc.**	**66 190 00 99**
 **Spray plate, complete** for shower head COMFORT / Exposed shower head COMFORT **PU 1, W: 0,01 kg/pc.**	**77 678 00 99**
Spray insert low-aerosol for shower head low-aerosol **PU 1, W: 0,01 kg/pc.**	**77 705 00 99**

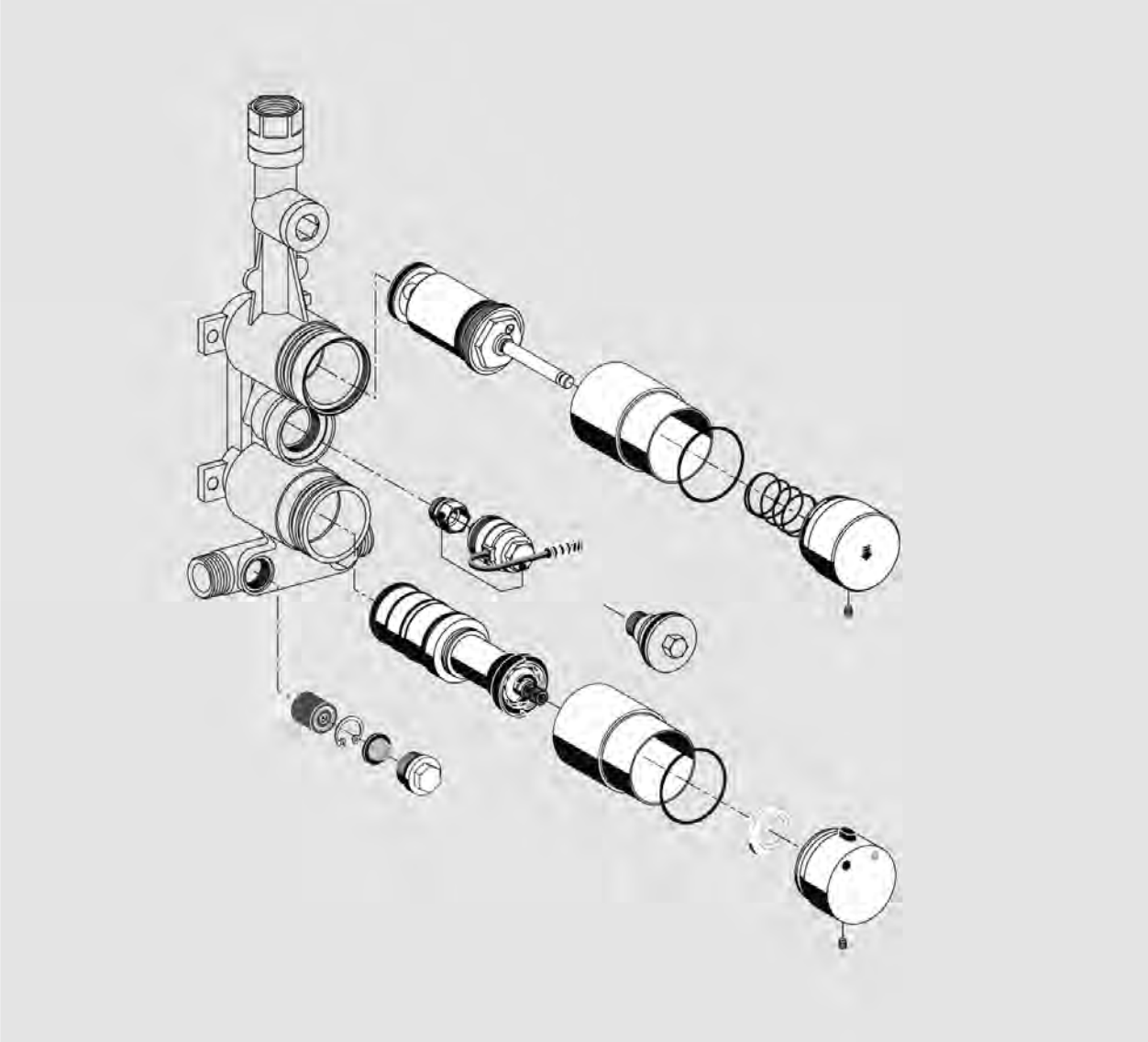

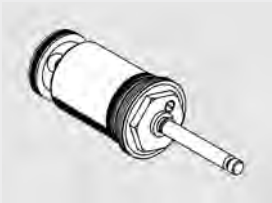

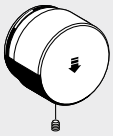

Product description	Article number
NEW **Selbstschluss-Kartusche LINUS / LINUS BASIC** Selbstschluss - Thermostat **PU 1, ersetzt Kartusche 29 641 00 99**	**29 735 00 99**
Overthrust sleeve LINUS **PU 1, W: 0,10 kg/pc.**	**60 544 06 99**
Pressure spring **PU 1, W: 0,01 kg/pc.**	**64 756 00 99**
Operating button self-closing LINUS DP-SC-T **chrome, PU 1, W: 0,09 kg/pc.**	**48 055 06 99**

Product description	Article number
Excerpt from product group 13 **Solenoid valve thermal disinfection** **PU 1, W: 0,12 kg/pc.**	**01 875 00 99**
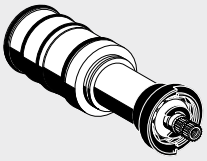 **Thermostat cartridge LINUS D-SC-T / D-E-T** for LINUS D-SC-T / LINUS BASIC D-SC-T / LINUS D-E-T / LINUS D-E-T ECO / LINUS D-P-T / LINUS BASIC D-P-T / LINUS D-C-T / LINUS BASIC D-C-T / shower panel DP-SC-T, DP-P-T, DP-C-T **PU 1, W: 0,44 kg/pc.**	**29 524 00 99**
Excerpt from product group 13 **SCHELL locking disc thermostat button** to block the hot water limiting button on SCHELL thermostat fittings **PU 1, W: 0,004 kg/pc.**	**77 673 00 99**
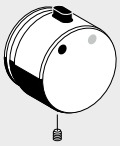 **Operating button thermostat DP-SC-T** **chrome, PU 1, W: 0,17 kg/pc.**	**23 082 06 99**
Backflow preventer DN 10 **PU 1, W: 0,003 kg/pc.**	**29 519 00 99**
Cage filter set LINUS filter, mesh size: 500 µm **PU 1, W: 0,01 kg/pc.**	**02 004 00 99**
Inspection plug with O-Ring **PU 1, W: 0,02 kg/pc.**	**29 521 00 99**

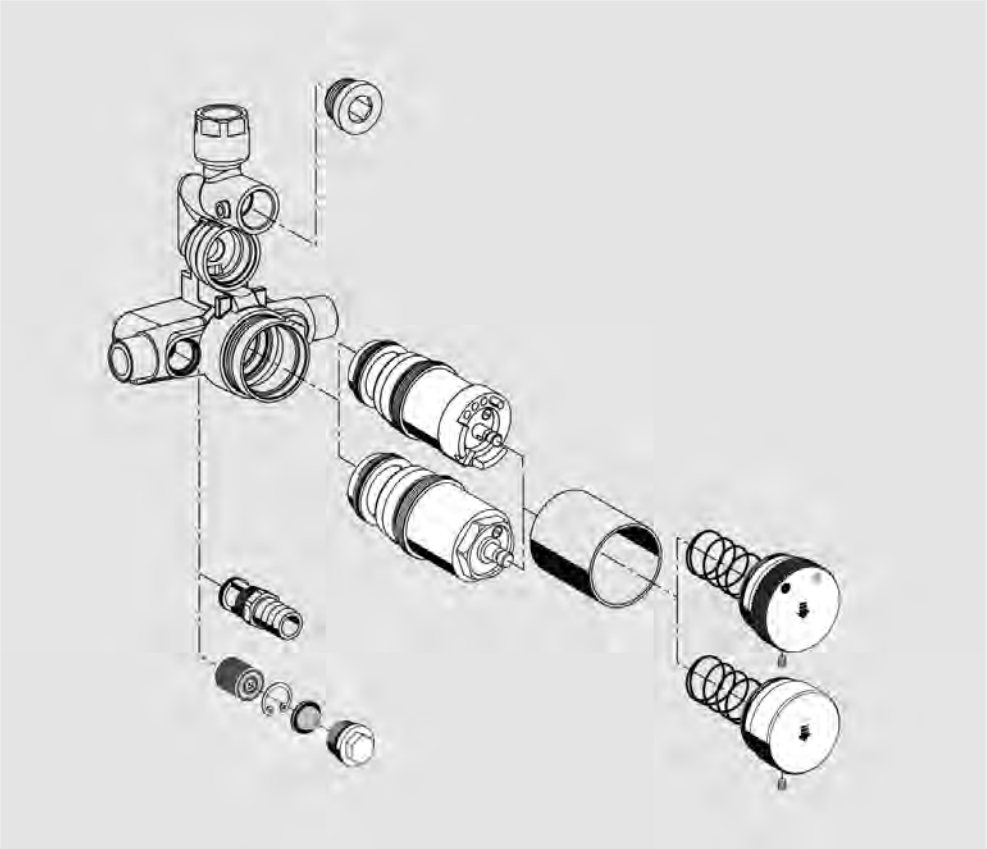

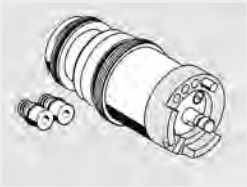

Product description	Article number
Self-closing cartridge **LINUS SC II-M / LINUS BASIC SC II-M** **model 2010** self-closing - mixed water **PU 1, W: 0,22 kg/pc.**	**29 639 00 99**
Self-closing cartridge LINUS SC II-V **model 2010** self-closing - cold water / premixed water **PU 1, W: 0,22 kg/pc.**	**29 640 00 99**

	Product description	Article number
	Pressure spring **PU 1, W: 0,003 kg/pc.**	**64 755 00 99**
	Operating button LINUS DP-SC-M **chrome, PU 1, W: 0,11 kg/pc.**	**48 069 06 99**
	Operating button LINUS DP-SC-V **chrome, PU 1**	**48 054 06 99**
	Backflow preventer DN 10 **PU 1, W: 0,003 kg/pc.**	**29 519 00 99**
	Cage filter-Set LINUS filter, mesh size: 500 µm **PU 1, W: 0,01 kg/pc.**	**02 004 00 99**
	Inspection plug with O-ring **PU 1, W: 0,02 kg/pc.**	**29 521 00 99**

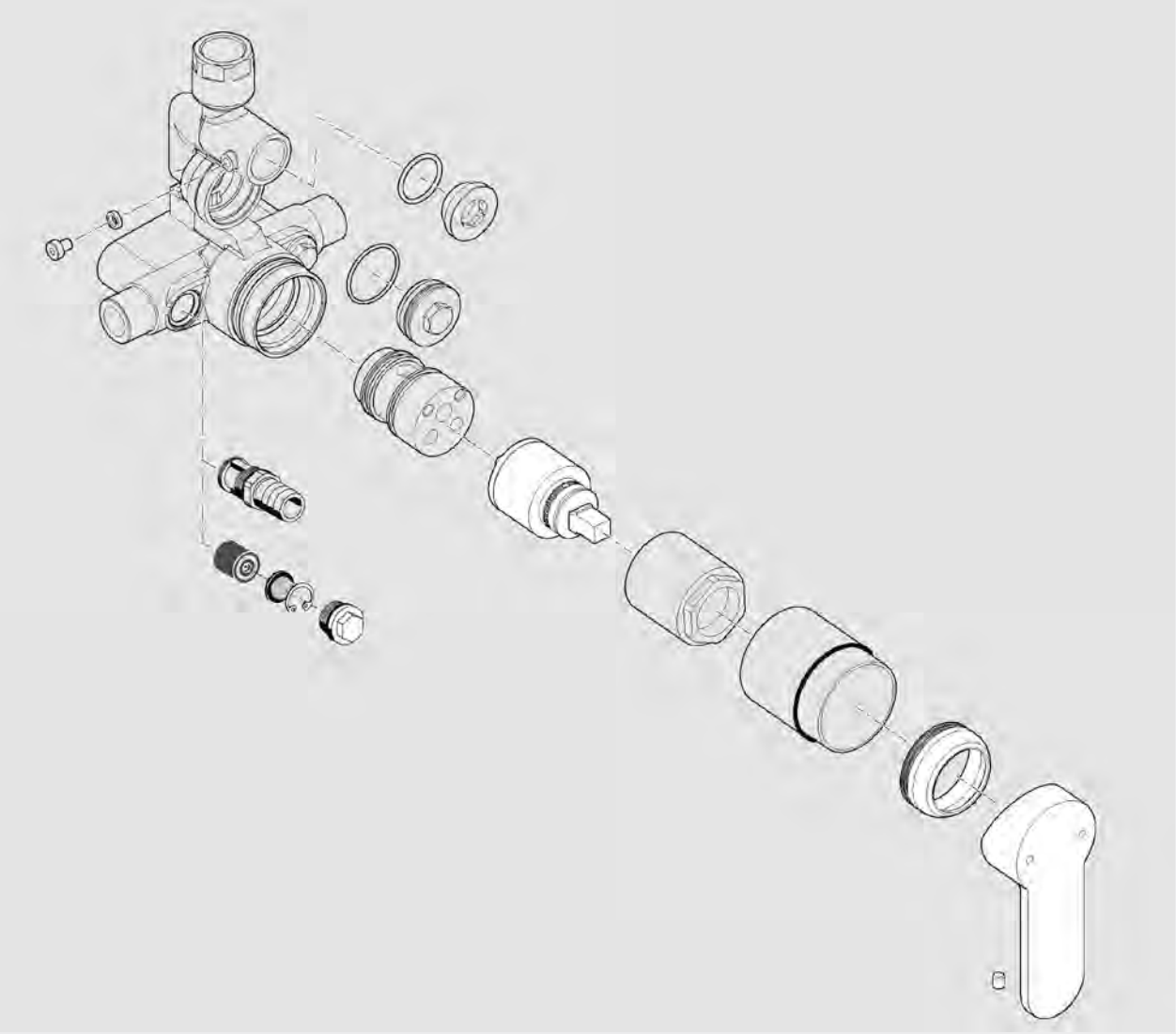

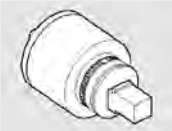

Product description	Article number
Single lever cartridge VITUS Mixed water **PU 1, W: 0,06 kg/pc.**	**29 634 00 99**
Operating handle EH-M Mixed water **PU 1**	**25 993 06 99**
Backflow preventer DN 10 **PU 1, W: 0,003 kg/pc.**	**29 519 00 99**
Cage filter-Set LINUS filter, mesh size: 500 µm **PU 1, W: 0,01 kg/pc.**	**02 004 00 99**
Inspection plug with O-ring **PU 1, W: 0,02 kg/pc.**	**29 521 00 99**

LEED

Product description	Article number	
SCHELL flow regulator LEED For all shower heads COMFORT Jet regulator to reduce the flow rate with unchanged comfort. 3 LEED-Points by use in public oder private rooms. **Comprises:** Set consisting of: • 10 x flow regulator • 10 x retaining ring **Use / Technical Data:** flow rate: 6,0 l/min at 1 - 10 bar **VE 1**	**63 014 00 99**	

NEW

 # 00 841 28 99

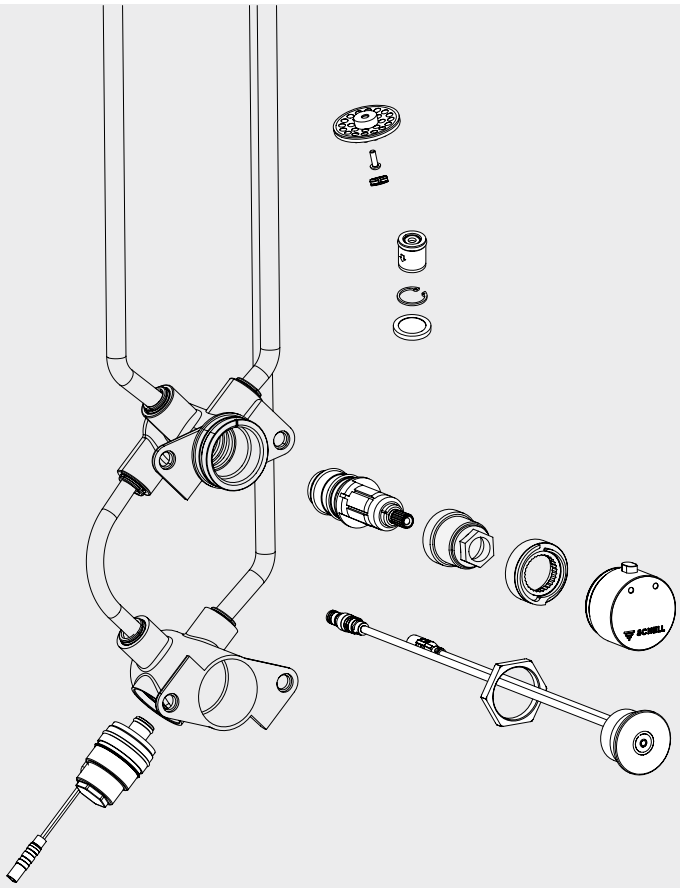

NEW

 # 00 842 28 99 (12V)
 # 00 843 28 99 (6V)

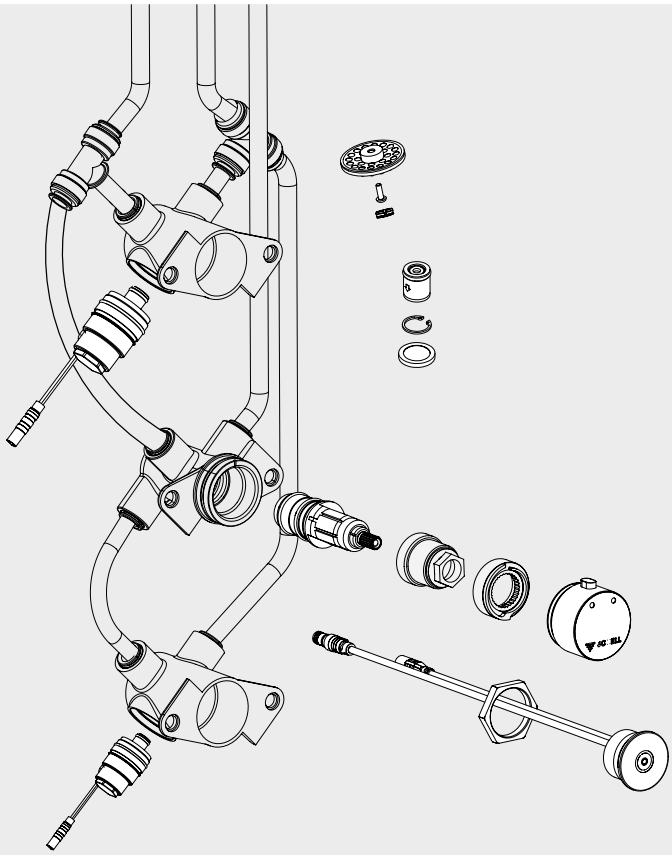



Product description	Article number
Spray plate, complete for shower head COMFORT / Exposed shower head COMFORT **PU 1, W: 0,01 kg/pc.**	**77 678 00 99**

Product description	Article number
NEW **Filter-Set LINUS** Backflow preventer, locking ring and Filter (mesh size: 250 µm) **PU 1**	**29 197 00 99**

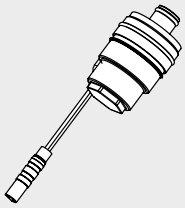

Product description	Article number
NEW **Solenoid valve 12 V, monostablee** for shower panel DP-C-T 00 842 28 99, Model with circular connection **PU 1**	**01 489 00 99**
Solenoid valve 6 V, with integrated pre-filter for shower panel DP-C-T 00 843 28 99, Model with circular connection **PU 1, W: 0,04 kg/pc.**	**01 442 00 99**

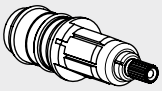

Product description	Article number
NEW **Thermostat cartridge** **PU 1**	**29 697 00 99**

Product description	Article number
NEW **Operating button Thermostat** **chrome, PU 1**	**23 111 06 99**

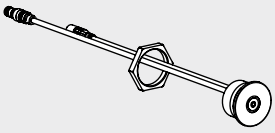

Product description	Article number
NEW **CVD-Touch-Electronic Inox** **chrome, PU 1**	**00 922 06 99**

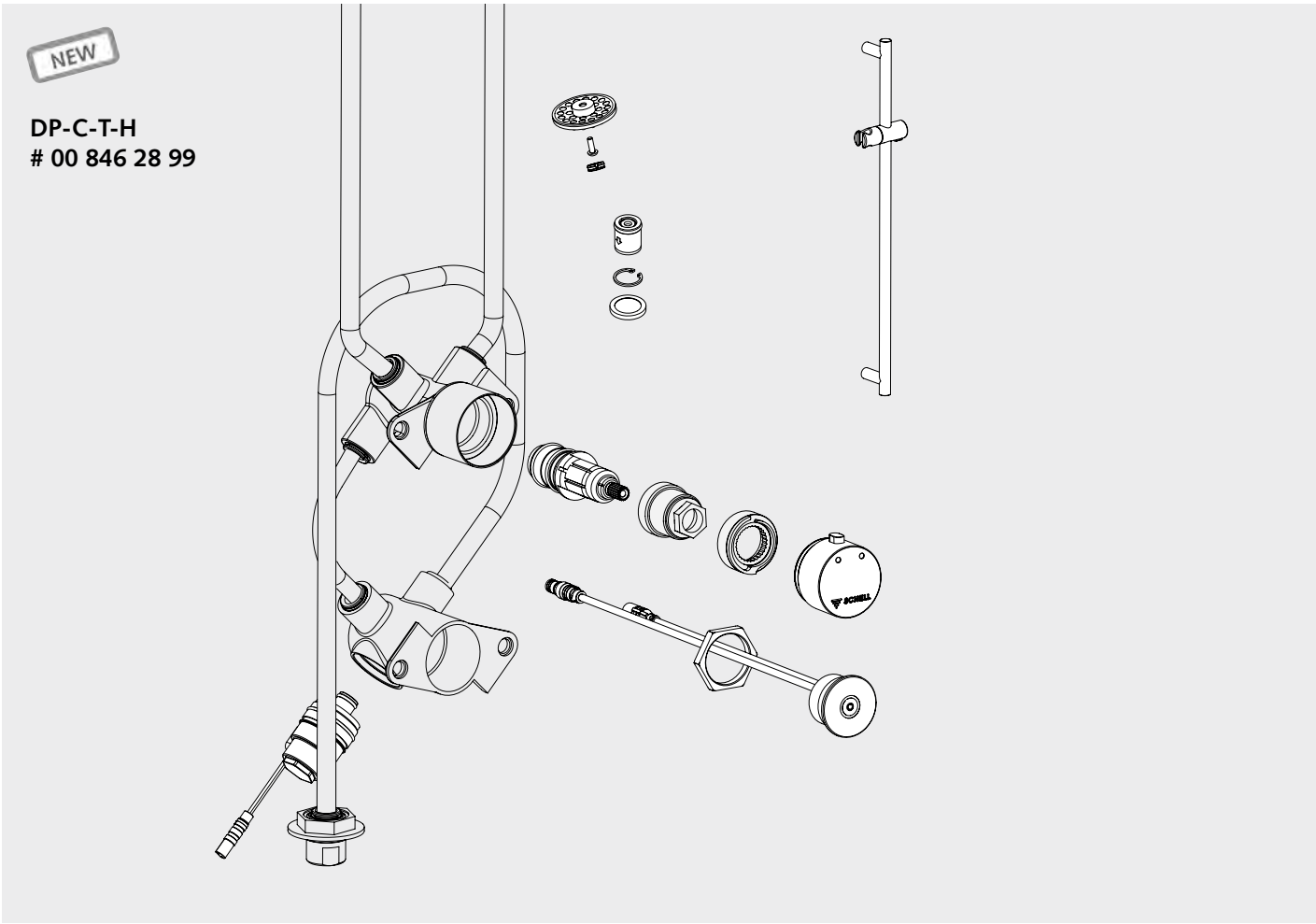
NEW
DP-C-T-H
00 846 28 99

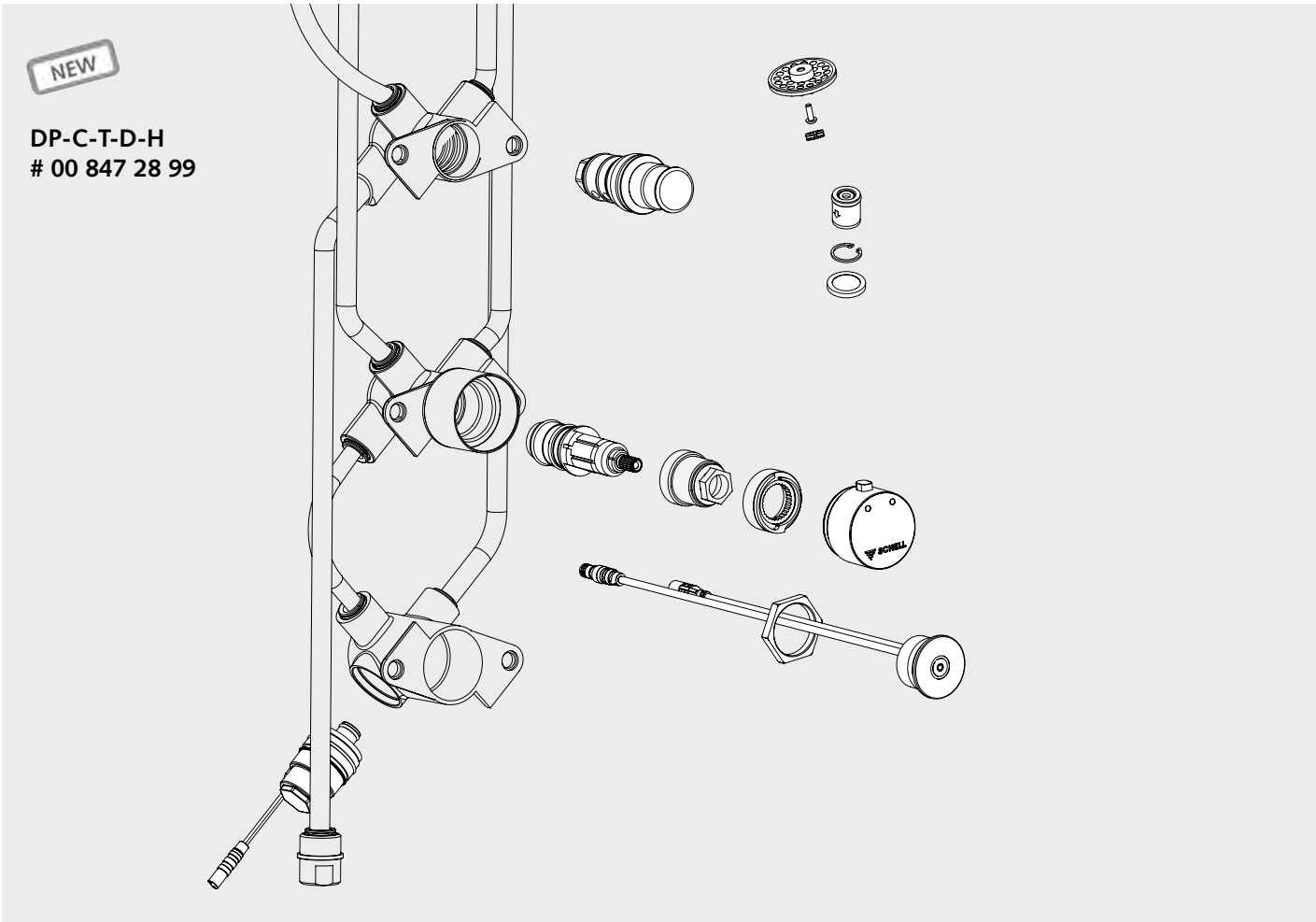
NEW
DP-C-T-D-H
00 847 28 99



Product description	Article number
Spray plate, complete for shower head COMFORT / Exposed shower head COMFORT **PU 1, W: 0,01 kg/pc.**	**77 678 00 99**

Product description	Article number
NEW **Filter-Set LINUS** Backflow preventer, locking ring and Filter (mesh size: 250 µm) **PU 1**	**29 197 00 99**

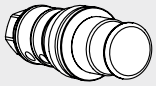

Product description	Article number
NEW **Changer Head- on hand shower** for shower panel LINUS Inox DP-C-T-D-H **PU 1**	**21 853 06 99**

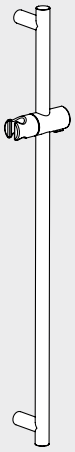

Product description	Article number
NEW **Slide bar** for shower panel LINUS Inox DP-C-T-H, length 678 mm **chrome, PU 1**	**29 213 06 99**

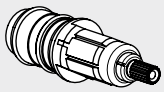

Product description	Article number
NEW **Thermostat cartridge** **PU 1**	**29 697 00 99**

Product description	Article number
NEW **Operating button Thermostat** **chrome, PU 1**	**23 111 06 99**

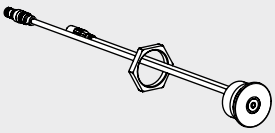

Product description	Article number
NEW **CVD-Touch-Electronic Inox** **chrome, PU 1**	**00 922 06 99**

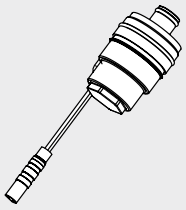

Product description	Article number
Solenoid valve 6 V, with integrated pre-filter Model with circular connection **PU 1, W: 0,04 kg/pc.**	**01 442 00 99**

NEW

 # 00 844 28 99

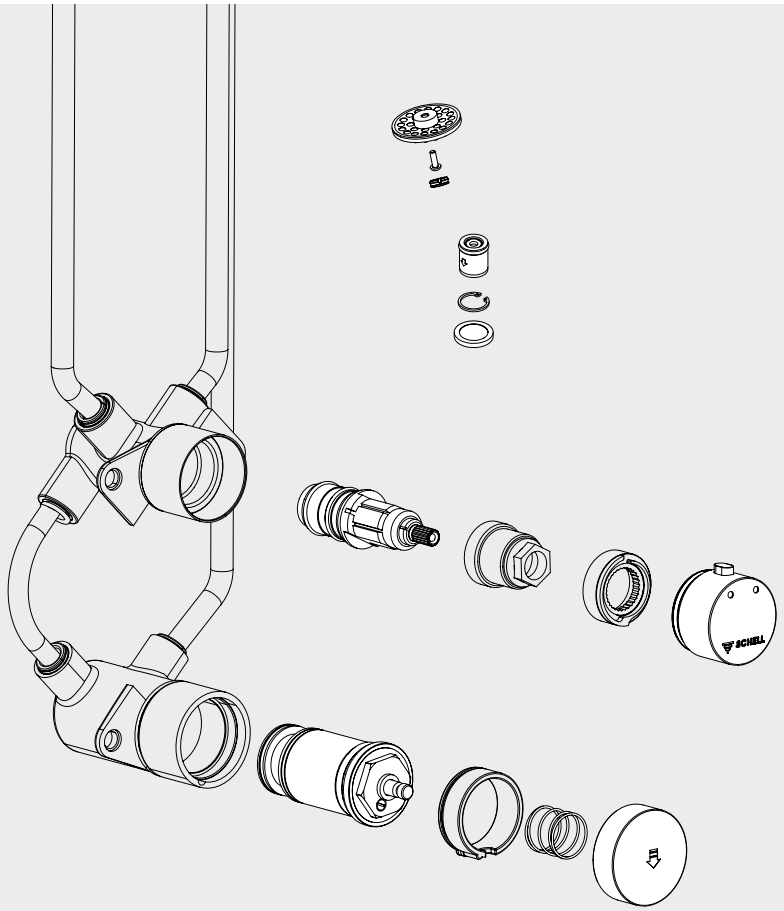

NEW

 # 00 845 28 99 (12V)

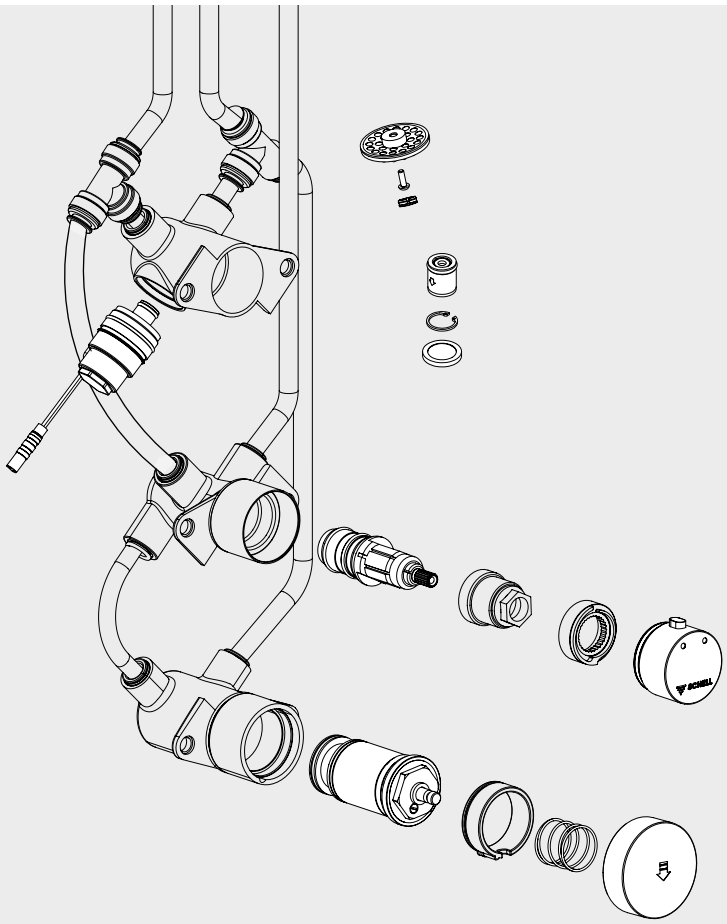

	Artikelbezeichnung	Artikel-Nummer	EURO Stück	RG
	**Spray plate, complete** for shower head COMFORT / Exposed shower head COMFORT **PU 1, W: 0,01 kg/pc.**	**77 678 00 99**		
	NEW **Filter-Set LINUS** Backflow preventer, locking ring and Filter (mesh size: 250 µm) **PU 1**	**29 197 00 99**		
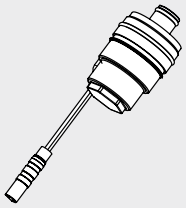	NEW **Solenoid valve 12 V, monostable** for shower panel DP-C-T 00 842 28 99, Model with circular connectionr **PU 1**	**01 489 00 99**		
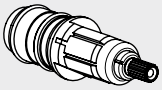	NEW **Thermostat cartridge** **PU 1**	**29 697 00 99**		
	NEW **Operating button Thermostat** **chrome, PU 1**	**23 111 06 99**		
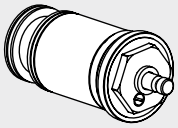	NEW **Self-closing cartridge** **PU 1**	**29 715 00 99**		
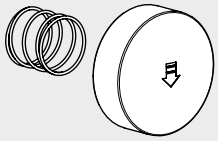	NEW **Operating button self-closing** **chrome, PU 1**	**69 993 06 99**		

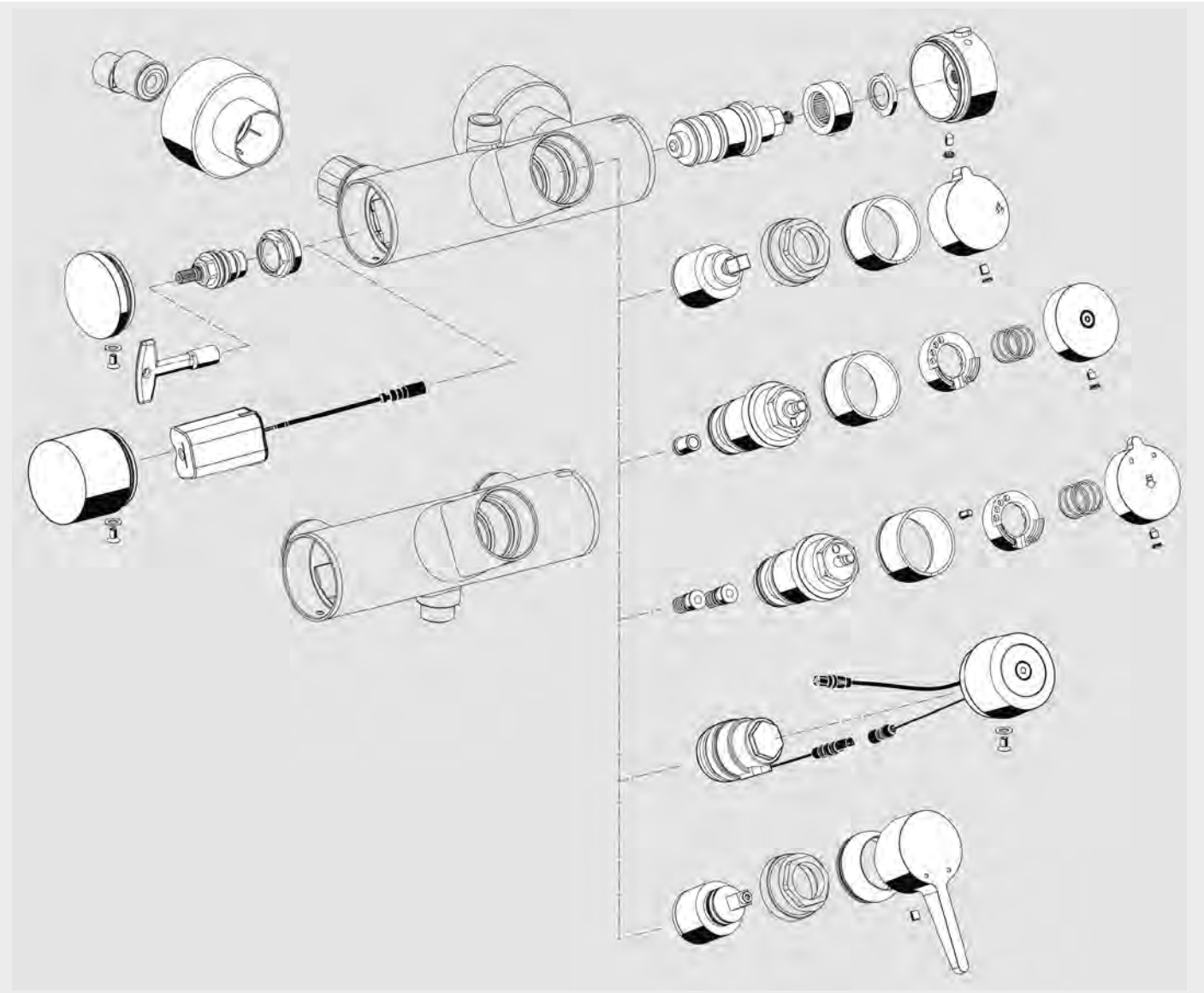



Product description	Article number
Wall cover plate-Set VITUS **chrome, PU 1, W: 0,12 kg/pc.**	**27 830 06 99**
Cap VITUS **chrome, PU 1, W: 0,09 kg/pc.**	**69 967 06 99**
Head part mit bleed key for performance of thermal disinfection **chrome, PU 1**	**22 168 00 99**
Thermostat cartridge VITUS **chrome, PU 1**	**29 676 00 99**
Cap VITUS **chrome, PU 1**	**69 968 06 99**

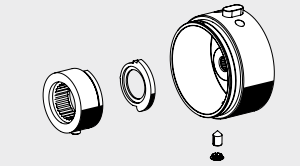

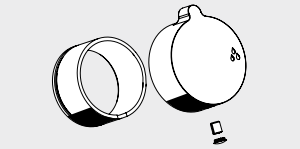
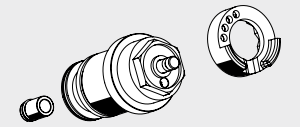
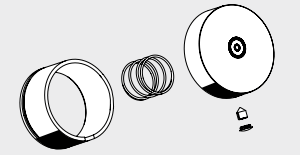

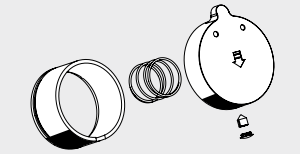

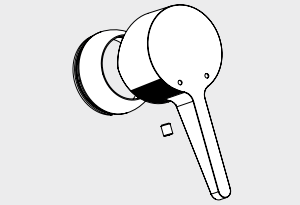

Product description	Article number
Battery compartment VITUS incl. batteries **PU 1, W: 0,11 kg/pc.**	**01 925 00 99**
Operating button thermostat **chrome, PU 1**	**23 103 06 99**
Open/Close cartridge 90° VITUS **chrome, PU 1**	**29 677 00 99**
Operating button Open/Close 90° VITUS **chrome, PU 1, W: 0,09 kg/pc.**	**23 104 06 99**
Self-closing cartridge VITUS SC-T **PU 1, W: 0,25 kg/pc.**	**29 679 00 99**
Operating button VITUS SC-T **chrome, PU 1, W: 0,08 kg/pc.**	**29 678 06 99**
Self-closing cartridge VITUS SC-M incl. hot water limitation **PU 1, W: 0,25 kg/pc.**	**29 681 00 99**
Operating button VITUS SC-M **chrome, PU 1**	**29 680 06 99**
Cartridge valve 6 V with integrated pre-filter **PU 1, W: 0,04 kg/pc.**	**01 442 00 99**
CVD-Touch electronic VITUS for exposed shower fittings VITUS VD-C-T **chrome, PU 1, W: 0,19 kg/pc.**	**01 590 06 99**
Single-lever cartridge VITUS **PU 1, W: 0,06 kg/pc.**	**29 634 00 99**
Operating handle VITUS EH **chrome, PU 1, W: 0,14 kg/pc.**	**25 989 06 99**

Spare parts WC and urinal flush valves

29 Spare parts WC and urinal flush valves

Concealed flush valves

- VERONA E / VERONA 468 - 469
- COMPACT II, low pressure 0,8 bar 470
- COMPACT II 471

WC controls EDITION E 472 - 473

WC modules
- with concealed cistern 474 - 477
- MONTUS with concealed cistern 478 - 482

Exposed flush valves

- SCHELLOMAT EDITION 483
- SCHELLOMAT EDITION ECO 484
- SCHELLOMAT BASIC 485
- SCHELLOMAT SILENT ECO 486
- SCHELLOMAT 487
- SCHELLOMAT VALUE 488
- Flush valve SCHELLOMAT 489

Note:
The most important spare parts and mounting instructions of discontinued articles, can be found on Internet:
www.schell.eu ➔ Service ➔ Downloads ➔ Archive spare parts / Archive mounting instruction

concealed

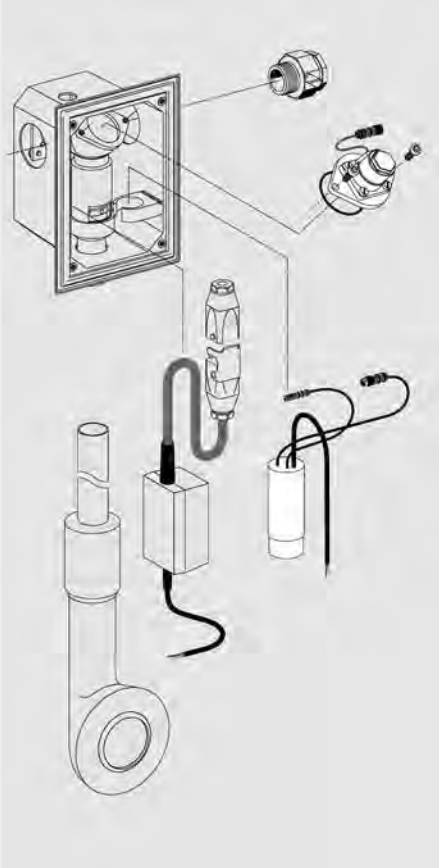

ceiling-mounted

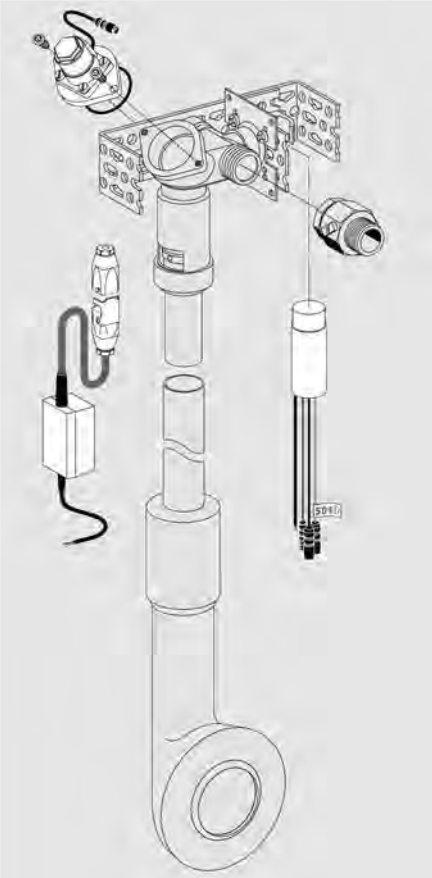

Product description	Article number
Solenoid valve 12 V / 2 W **PU 1, W: 0,24 kg/pc.**	**01 418 00 99**
Electronic module, single flush **PU 1, W: 0,09 kg/pc.**	**01 224 00 99**
Transformer VERONA E 230 V / 50 Hz, incl. mains plug for ceiling-mounted WC flush valve VERONA E **PU 1, W: 0,28 kg/pc.**	**01 468 00 99**

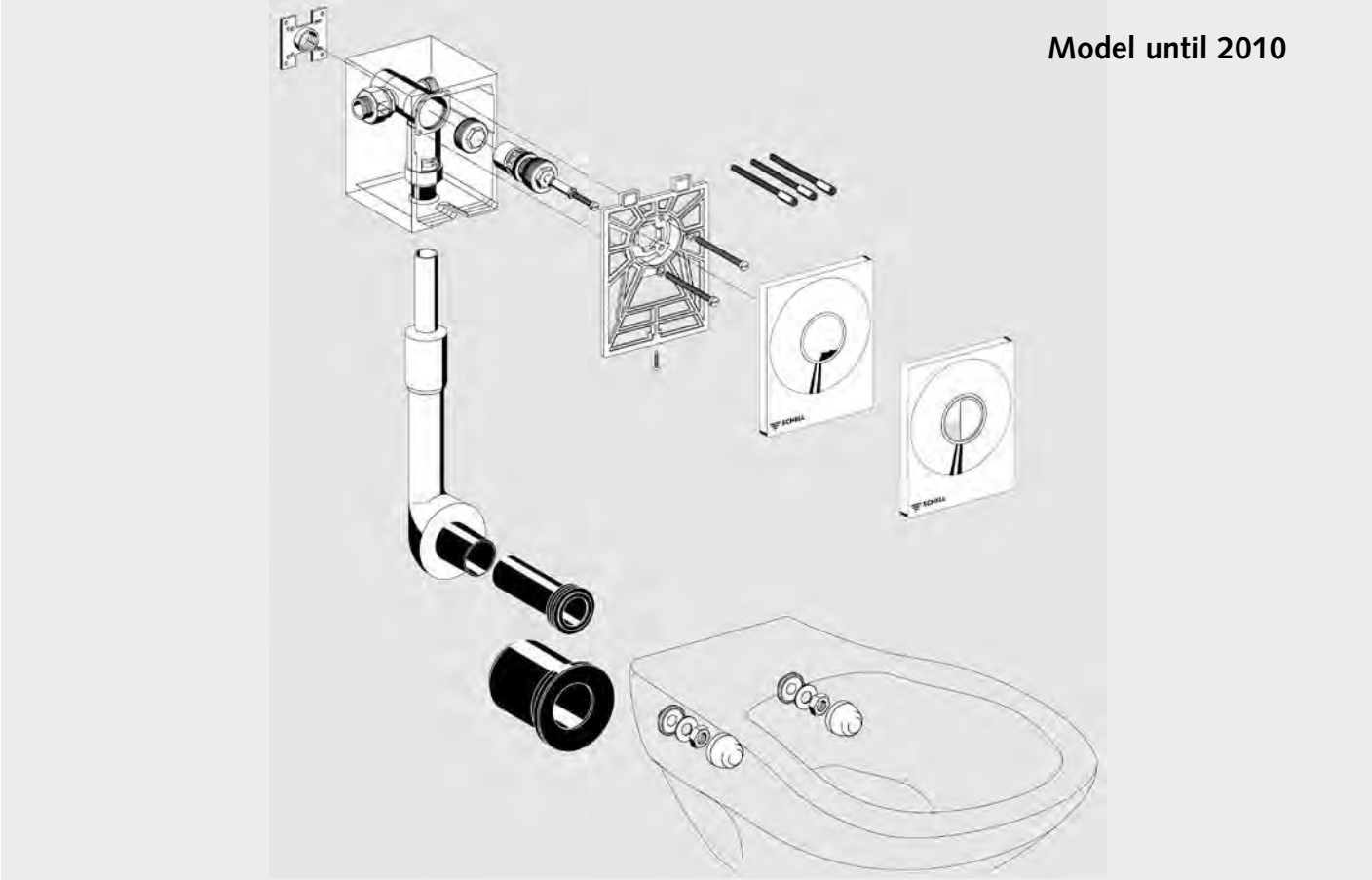

Product description	Article number
Cartridge for VERONA concealed WC flush valve (spare part) complete with flush volume adjustment **Material:** brass	
PU 1, W: 0,35 kg/pc.	**29 407 00 99**
Version DZR, PU 1	**29 455 00 99**
WC operating panel VERONA In standard version **Comprises:** cover plate with push button for 1 flush **standard model** **Material:** brass	
chrome, PU 1, W: 0,91 kg/pc.	**03 204 06 99**

Model from 2011

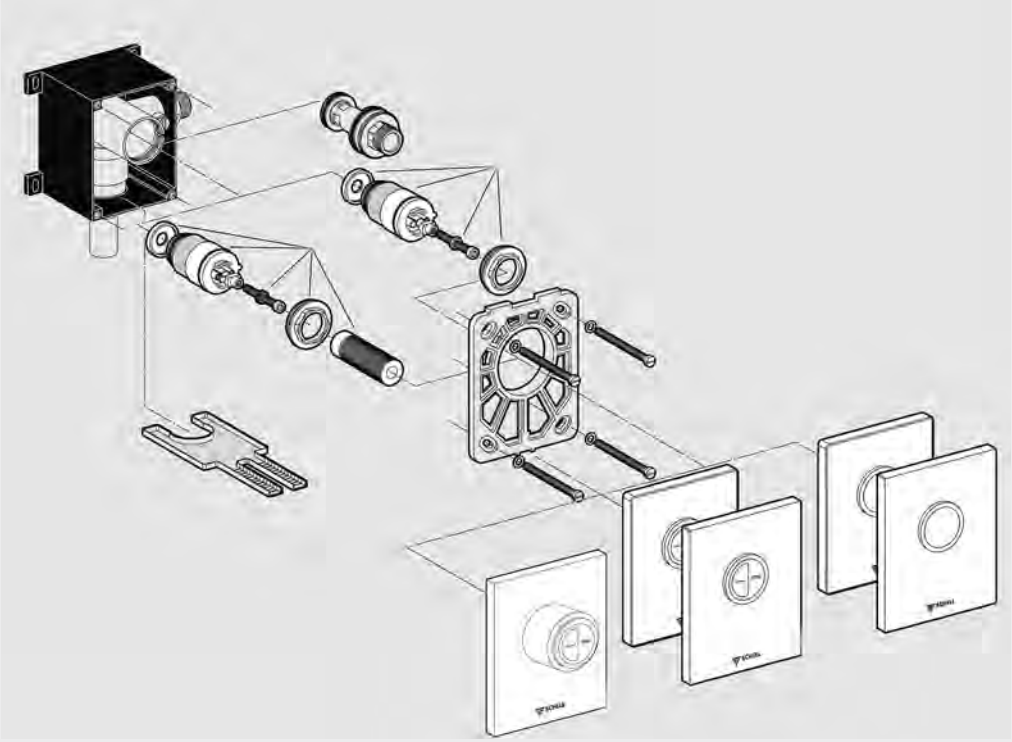

Product description	Article number	
WC cartridge EDITION low pressure single flush Cartridge with locking device complete with automatic jet cleaning needle **Material:** plastic **PU 1, W: 0,18 kg/pc.**	**29 644 00 99**	
WC cartridge EDITION ECO low pressure dual flush Cartridge with locking device complete with automatic jet cleaning needle **Material:** plastic **PU 1, W: 0,23 kg/pc.**	**29 643 00 99**	

Model from 2010

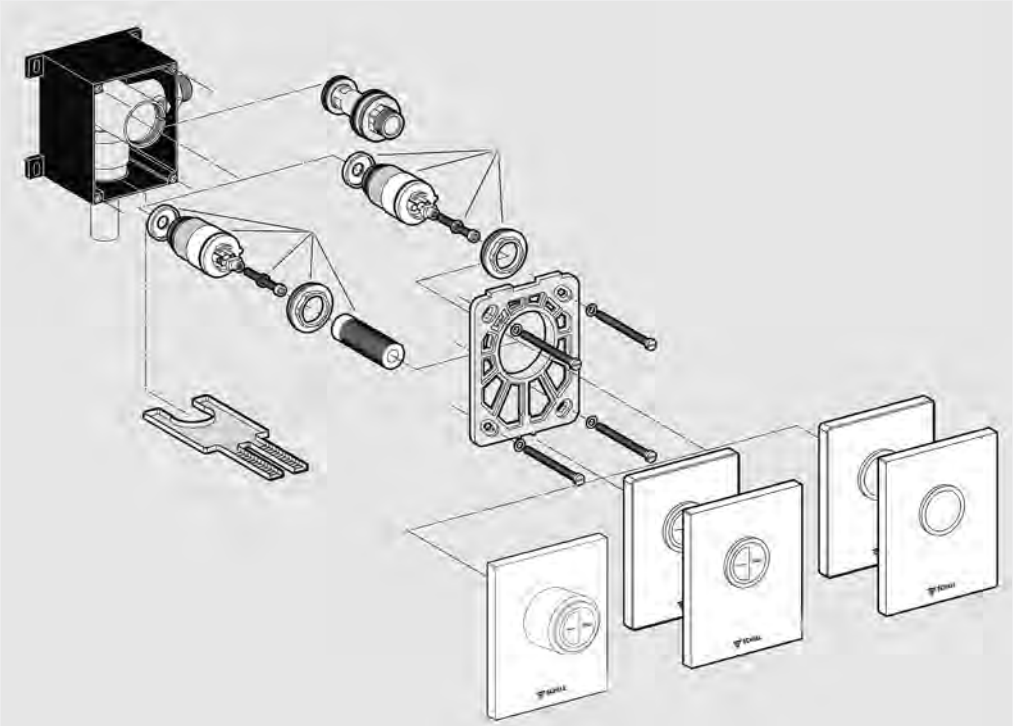

Product description	Article number
WC cartridge EDITION single flush Cartridge with locking device complete with automatic jet cleaning needle **Material:** plastic	
PU 1, W: 0,18 kg/pc.	**29 626 00 99**
WC cartridge EDITION ECO dual flush Cartridge with locking device complete with automatic jet cleaning needle **Material:** plastic	
PU 1, W: 0,18 kg/pc.	**29 625 00 99**
WC operating panel EDITION ECO 2 flush volumes	
chrome, PU 1, W: 0,37 kg/pc.	**23 088 06 99**
white, PU 1, W: 0,37 kg/pc.	**23 088 15 99**

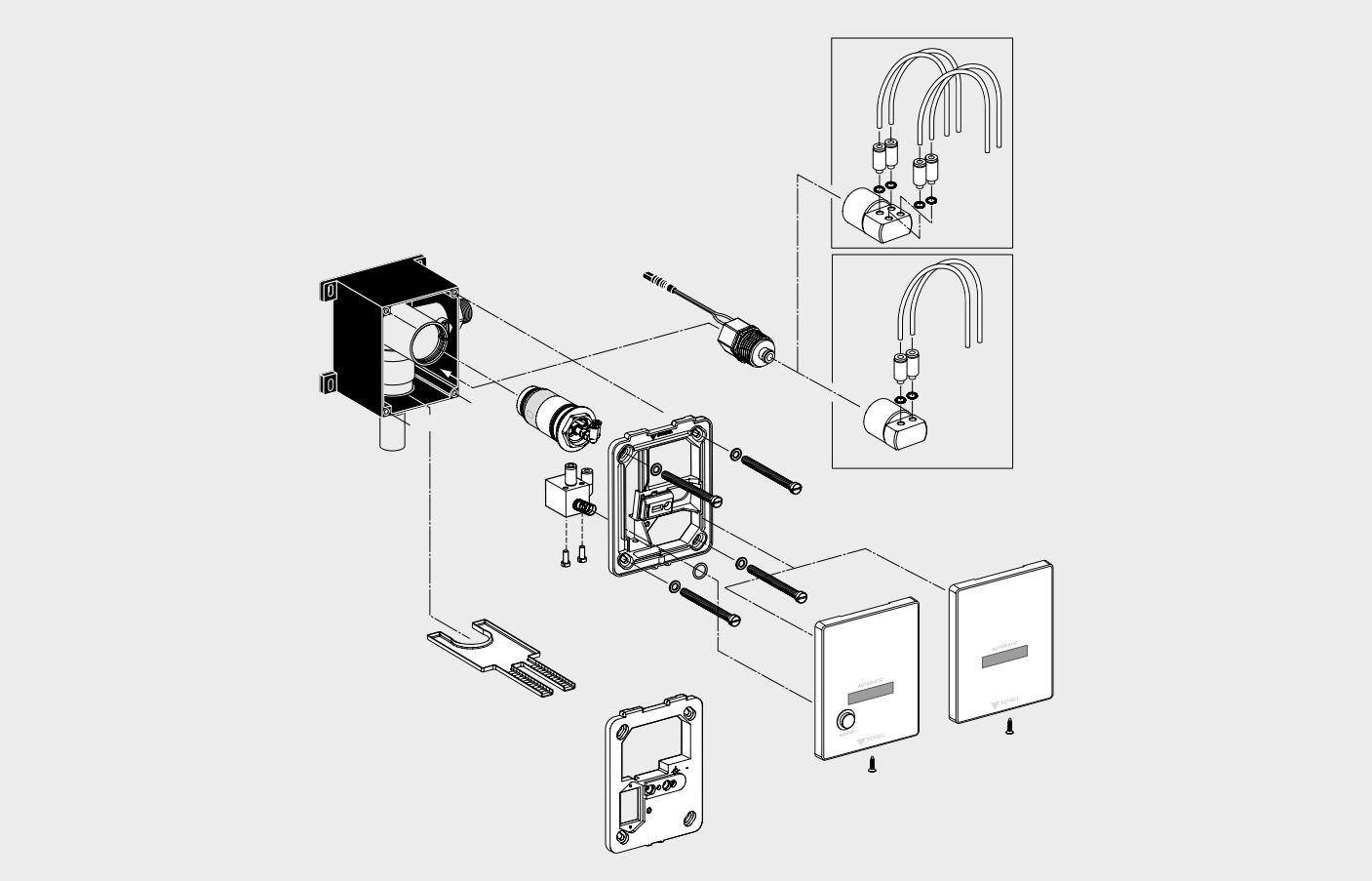

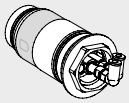

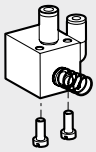

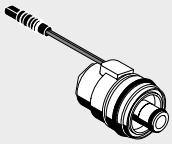

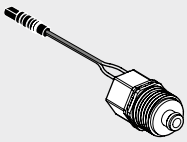

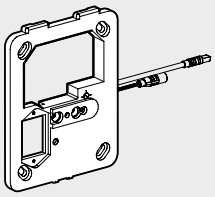

Product description	Article number
WC cartridge EDITION E **Comprices:** • automatic jet cleaning needle • bolt head • 2 hose arrangement angles **Material:** plastic **PU 1, W: 0,16 kg/pc.**	**29 670 00 99**
Mechanical bypass valve EDITION E **PU 1, W: 0,86 kg/pc.**	**25 661 06 99**
Cartridge valve 6 V with integrated pre-filter for flttings until 2014 Model with circular connection **PU 1, W: 0,04 kg/pc.**	**01 442 00 99**
Solenoid valve DN5 for fittings from 2019 Model with circular connection **PU 1**	**00 918 00 99**
Mounting frame with electronic module WC control EDITION E **Infrared, for fittings until 2016** **PU 1, W: 0,18 kg/pc.**	**00 907 00 99**
Ceiling-mounted, for fittings until 2016 **PU 1, W: 0,18 kg/pc.**	**00 908 00 99**

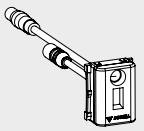

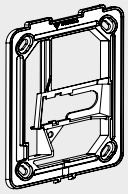

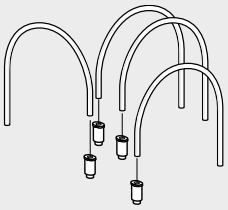

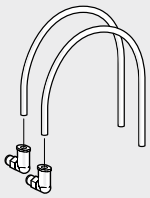

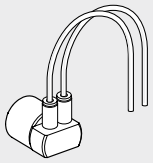

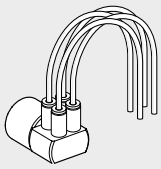

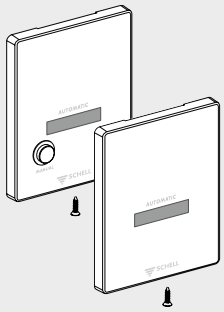

Product description	Article number
Electronic module WC EDITION E for fittings until 2019 **PU 1, W: 0,03 kg/St**	**26 004 00 99**
for fittings with solenoid valve DN5 from 2019 **PU 1**	**26 005 00 99**
Mounting frame EDITION E for fittings from 2016 incl. fastening material **PU 1, W: 0,15 kg/pc.**	**77 700 00 99**
Hydraulic hose set EDITION E MANUAL 4 pieces with plug connection **PU 1, W: 0,07 kg/pc.**	**25 037 00 99**
Hydraulic hose set EDITION E 2 pieces with plug connection, for fittings until 2019 **PU 1, W: 0,05 kg/pc.**	**25 036 00 99**
Valve unit 2-fold EDITION E for fittings with solenoid valve from 2019 **PU 1, W: 0,12 kg/pc.**	**25 677 00 99**
Valve unit 4-fold EDITION E MANUAL for fittings with solenoid valve from 2019 **PU 1, W: 0,13 kg/pc.**	**25 678 00 99**
WC-front panel EDITION E MANUAL **stainless steel, PU 1, W: 0,22 kg/pc.**	**25 880 28 99**
WC-front panel EDITION E **stainless steel, PU 1, W: 0,20 kg/pc.**	**25 881 28 99**

Until December 2015

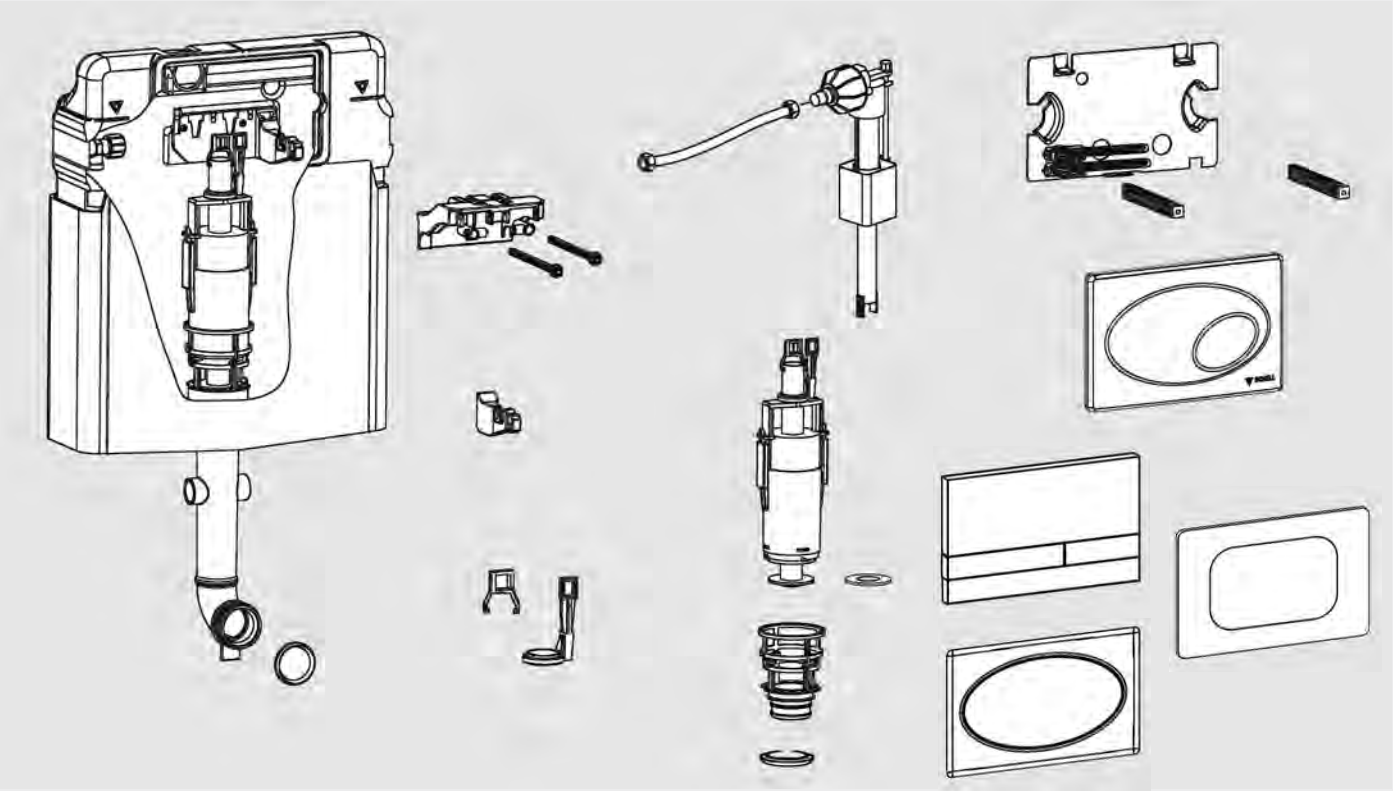

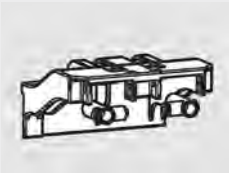

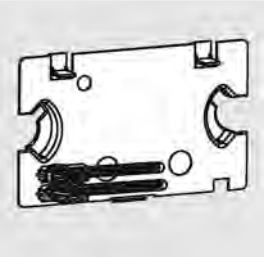

Product description	Article number	
Rod-bearing **PU 1, W: 0,09 kg/pc.**	**03 048 00 99**	
Splash guard plate incl. trigger bolt **PU 1, W: 0,09 kg/pc.**	**03 049 00 99**	
Bolt locking device (set) **PU 1, W: 0,03 kg/pc.**	**77 638 00 99**	

Until December 2015

Product description	Article number
Trigger bolt (set) PU 1, W: 0,02 kg/pc.	77 639 00 99
Lifting tackle with swivel PU 1, W: 0,09 kg/pc.	77 640 00 99
Lifting clip PU 1, W: 0,005 kg/pc.	77 641 00 99
Lip seal for flush elbow PU 1, W: 0, 005 kg/pc.	77 642 00 99

Until December 2015

Product description	Article number
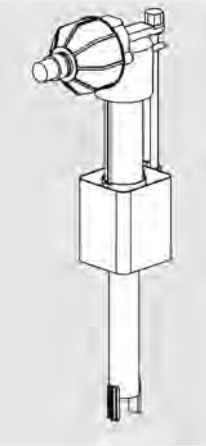 **Filling valve** for SCHELL concealed cistern **PU 1, W: 0,23 kg/pc.**	**03 276 00 99**
Flexible connecting hose G 3/8 **chrome, PU 1, W: 0,10 kg/pc.**	**10 249 06 99**
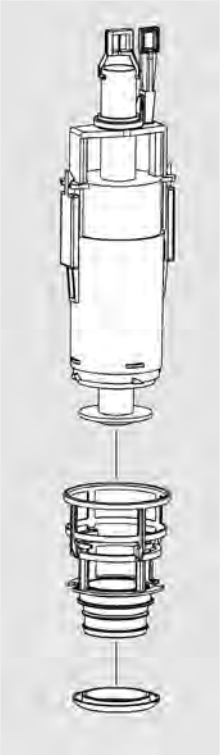 **Drain valve** incl. base valve **PU 1, W: 0,40 kg/pc.**	**03 273 00 99**
Closing disc for drain valve **PU 1, W: 0,01 kg/pc.**	**77 613 00 99**
Lip seal for drain valve **PU 1, W: 0,01 kg/pc.**	**77 614 00 99**

Until December 2015

Product description	Article number
WC operating panel dual flush **Material:** front panel out of plastic	
chrome, PU 1, W: 0,47 kg/pc.	**03 263 06 99**
white, PU 1, W: 0,46 kg/pc.	**03 263 12 99**
WC operating panel LINEAR ECO dual flush **Material:** front panel out of plastic	
chrome, PU 1, G: 0,47 kg/pc.	**03 285 06 99**
matt chrome, PU 1, G: 0,47 kg/pc.	**03 285 64 99**
alpine white, PU 1, G: 0,47 kg/pc.	**03 285 15 99**
WC operating panel start-stop **Material:** front panel out of plastic	
chrome, PU 1, G: 0,46 kg/pc.	**03 262 06 99**
white, PU 1, G: 0,44 kg/pc.	**03 262 12 99**
WC operating panel start-stopp **Material:** front panel stainless steel	
stainless steel, PU 1, G: 0,71 kg/pc.	**03 262 28 99**

From January 2016

Product description	Article number
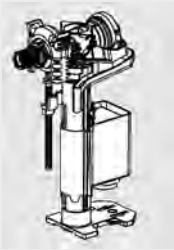 **Filling valve MONTUS** for all concealed cisterns MONTUS **PU 1, W: 0,22 kg/pc.**	**03 080 00 99**
Drain valve MONTUS for concealed cistern MONTUS C 80 03 062 00 99 , MONTUS C-N 80 03 059 00 99, MONTUS C 80 n 03 064 00 99, MONTUS C 90 03 061 00 99 **PU 1, W: 0,26 kg/pc.**	**03 081 00 99**
Gasket MONTUS for drain valve 03 081 00 99 **PU 1, W: 0,04 kg/pc.**	**03 082 00 99**
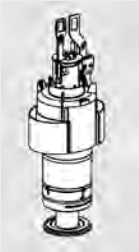 **Drain valve MONTUS** for concealed cistern MONTUS C 120 03 056 00 99, 03 057 00 99, MONTUS C barrier free 03 066 00 99, MONTUS C-N 120 03 058 00 99, MONTUS C 120 n 03 073 00 99, MONTUS 820 C 03 060 00 99, **PU 1, W: 0,33 kg/pc.**	**03 083 00 99**
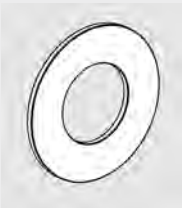 **Gasket MONTUS** for drain valve 03 083 00 99 **PU 1, W: 0,01 kg/pc.**	**03 084 00 99**



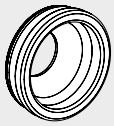

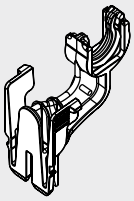

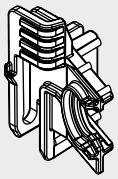

Product description	Article number
Cistern trigger bolts MONTUS, red for 8 cm and 12 cm cistern **PU 1**	**03 128 00 99**
Cistern trigger bolts MONTUS, gray for 8 cm and 12 cm cistern **PU 1**	**03 129 00 99**
Lip seal flush pipe MONTUS for 8 cm cistern **PU 1**	**03 132 00 99**
Lip seal flush pipe MONTUS for 12 cm cistern **PU 1**	**03 133 00 99**
Membrane filling valve MONTUS for 8 cm and 12 cm cistern **PU 1**	**03 134 00 99**
Holder MONTUS for filling valve for 8 cm cistern **PU 1**	**03 141 00 99**
Holder MONTUS for filling valve for 12 cm cistern **PU 1**	**03 135 00 99**

Product description	Article number
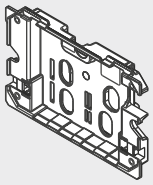 **Splash protection plate MONTUS** for 12 cm cistern **PU 1**	**03 137 00 99**
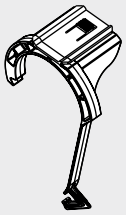 **Mounting bracket arch of discharge MONTUS** for 12 cm cistern **PU 1**	**03 138 00 99**
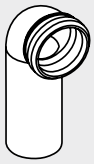 Excerpt from product group 20 **PE-wall-WC arch of discharge MONTUS, DN 90/90** with double lip seal **PU 1, W: 0,34 kg/pc.**	**29 698 00 99**
Excerpt from product group 20 **SCHELL PE-reducer DN 90/110 mm** for PE-wall WC arch of discharge with double lip seal **PU 1, W: 0,12 kg/pc.**	**29 699 00 99**
NEW **Flush pipe bend holder MONTUS** for 12 cm cistern **PU 1**	**29 214 00 99**
NEW **Connecting tube MONTUS** 45/90 mm, for 12 cm cistern **PU 1**	**29 215 00 99**
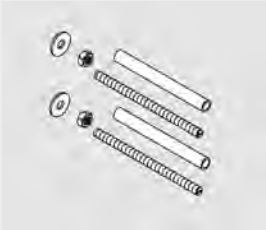 NEW **Spare part set for frame MONTUS** M 12 mm, for 12 cm cistern **PU 1**	**29 216 00 99**

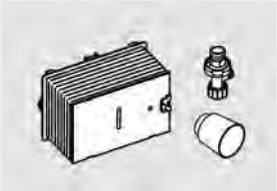

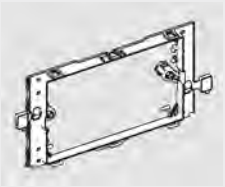

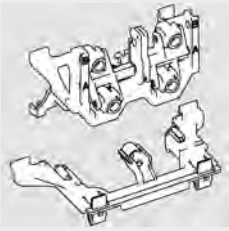

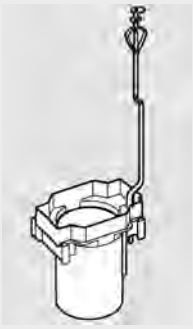

	Product description	Article number
NEW	**Protection box MONTUS** for 8 cm cistern **PU 1, rot**	**29 217 00 99**
NEW	**Basic frame for control plate MONTUS** for 8 cm cistern **PU 1**	**29 218 00 99**
NEW	**Anchor for outlet valve MONTUS** for 8 cm cistern **PU 1**	**29 219 00 99**
NEW	**Flexible hose MONTUS** for 8 cm cistern **PU 1**	**29 220 00 99**
NEW	**Lever bearing MONTUS** for 8 cm cistern **PU 1**	**29 221 00 99**
NEW	**Fastening set MONTUS** for 8 cm cistern **PU 1 Set (10 piece)**	**29 222 00 99**
NEW	**Fastening set MONTUS** for 8 cm cistern **PU 1 Set (10 piece)**	**29 223 00 99**
NEW	**Outlet valve holder MONTUS** for 8 cm cistern **PU 1**	**29 224 00 99**

	Product description	Article number
	NEW **O-ring set 37 mm MONTUS** for 8 cm cistern **PU 1 Set (5 piece)**	**29 225 00 99**
	NEW **Tube with O-ring MONTUS** for 8 cm cistern **PU 1, white**	**29 226 00 99**
	NEW **Anchor for outlet valve MONTUS** for 12 cm cistern **PU 1**	**29 227 00 99**
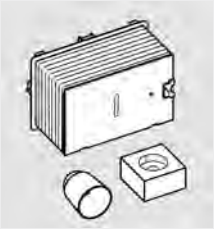	NEW **Protection shaft raw installation MONTUS** for 8 cm cistern and 12 cm **PU 1**	**29 228 00 99**
	NEW **Fastening for control plate MONTUS** for 12 cm cistern **PU 1**	**29 229 00 99**
	NEW **Flexible hose MONTUS** for 12 cm cistern **PU 1**	**29 230 00 99**
	NEW **Fastening set without frame MONTUS** for 12 cm cistern **PU 1**	**29 231 00 99**
	NEW **Flush pipe complete with O-ring MONTUS** for 12 cm cistern **PU 1**	**29 232 00 99**
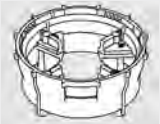	NEW **Flowreducer MONTUS** for 12 cm cistern **PU 1**	**29 233 00 99**

Product description	Article number
Push button **for SCHELLOMAT EDITION** with pressure spring **chrome, PU 1, W: 0,12 kg/pc.**	**23 046 06 99**
Cartridge, complete **for SCHELLOMAT EDITION** **PU 1, W: 0,17 kg/pc.**	**29 490 00 99**
Flush pipe union, complete **chrome, PU 1, W: 0,15 kg/pc.**	**23 767 06 99**

	Product description	Article number
from 2009	**Push button** **for SCHELLOMAT EDITION ECO** with pressure spring **for flush valves with cartridge from 2009** **chrome, PU 1, W: 0,16 kg/pc.**	**23 073 06 99**
from 2009	**Cartridge, complete** **for SCHELLOMAT EDITION ECO** **for flush valves with push button from 2009** **PU 1, W: 0,17 kg/pc.**	**29 618 00 99**
until 2008	**Push button** **for SCHELLOMAT EDITION ECO** with pressure spring **for flush valves with cartridge until 2008** **chrome, PU 1, W: 0,22 kg/pc.**	**23 047 06 99**
until 2008	**Cartridge, complete** **for SCHELLOMAT EDITION ECO** **for flush valves with push button until 2008** **PU 1, W: 0,17 kg/pc.**	**29 479 00 99**
	Flush pipe union, complete **chrome, PU 1, W: 0,15 kg/pc.**	**23 767 06 99**

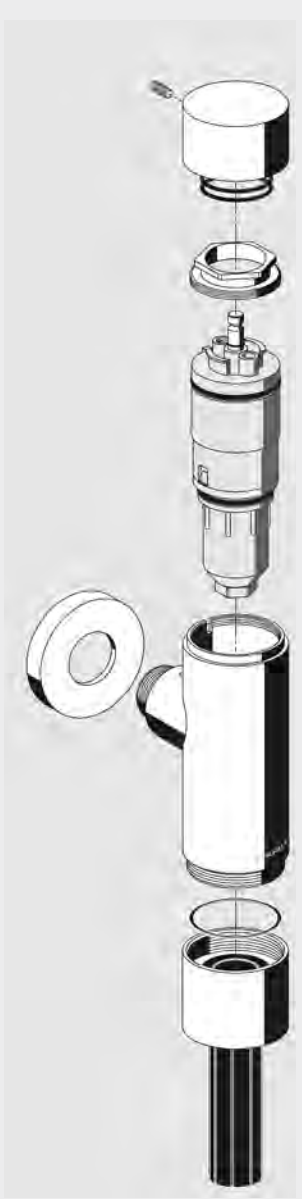

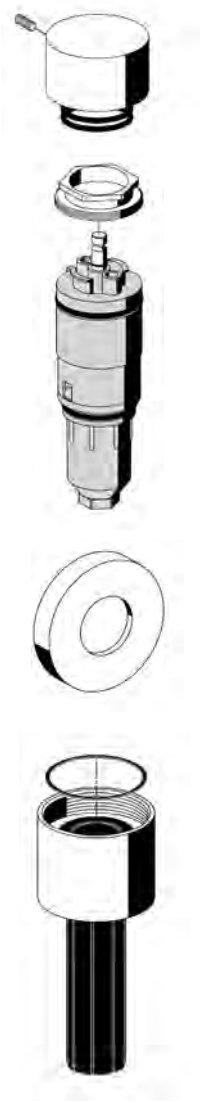

Product description	Article number
Push button **for SCHELLOMAT BASIC** with pressure spring **chrome, PU 1, W: 0,20 kg/pc.**	**23 043 06 99**
Cartridge, complete **for SCHELLOMAT BASIC** **PU 1, W: 0,17 kg/pc.**	**29 490 00 99**
Wall cover plate **chrome, PU 1, W: 0,02 kg/pc.**	**62 506 06 99**
Flush pipe union, complete **chrome, PU 1, W: 0,15 kg/pc.**	**23 767 06 99**

	Product description	Article number
from 2009	**Push button** **for SCHELLOMAT SILENT ECO** with pressure spring **for flush valves with cartridge from 2009** **chrome, PU 1, W: 0,16 kg/pc.**	**23 073 06 99**
from 2009	**Cartridge, complete** **for SCHELLOMAT SILENT ECO** **for flush valves with push button from 2009** **PU 1, W: 0,17 kg/pc.**	**29 618 00 99**
until 2008	**Push button** **for SCHELLOMAT SILENT ECO** with pressure spring **for flush valves with cartridge until 2008** **chrome, VE 1, W: 0,22 kg/pc.**	**23 042 06 99**
until 2008	**Cartridge, complete** **for SCHELLOMAT SILENT ECO** **for flush valves with push button until 2008** **PU 1, W: 0,17 kg/pc.**	**29 479 00 99**
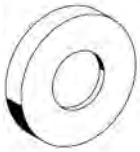	**Wall cover plate** **chrome, PU 1, W: 0,02 kg/pc.**	**62 506 06 99**
	Flush pipe union, complete **chrome, PU 1, W: 0,15 kg/pc.**	**23 767 06 99**

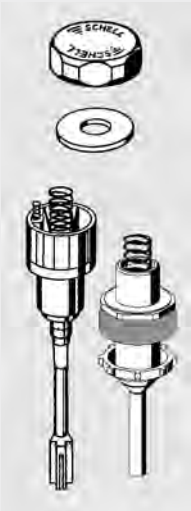

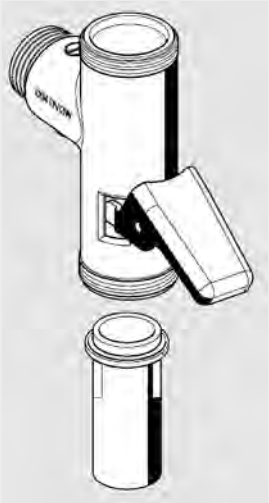

Product description	Article number
Sealing cap, complete **chrome, PU 1, W: 0,06 kg/pc.**	**25 815 06 99**
Sealing cap, complete for flush valves until 2011 **chrome, PU 1, W: 0,06 kg/pc.**	**62 100 06 99**
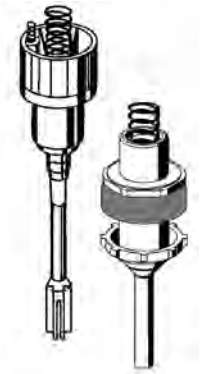 **Piston, complete** with automatic jet-cleaning needle **Material:** plastic **PU 1, W: 0,02 kg/pc.**	**29 420 00 99**
Piston, complete **Material:** brass **PU 1, W: 0,06 kg/pc.**	**29 300 00 99**
Lever complete with lever screw **chrome, PU 1, W: 0,04 kg/pc.** **until 11/2011**	**29 421 06 99**
Lever complete with lever screw **chrome, PU 1, W: 0,05 kg/pc.** **from 11/2011**	**29 664 06 99**
Lifting sleeve **PU 1, W: 0,01 kg/pc.**	**77 400 00 99**
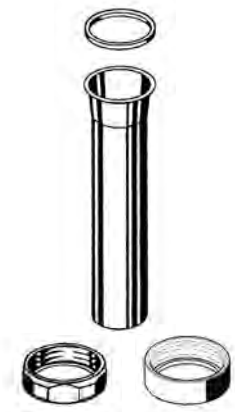 **Flush pipe union, complete** **until 11/2011** **chrome, PU 1, W: 0,07 kg/pc.** **until 11/2011 from 10/2011**	**26 007 06 99**
Flush pipe union, complete **from 10/2011** **chrome, PU 1, W: 0,07 kg/pc.**	**29 669 06 99**

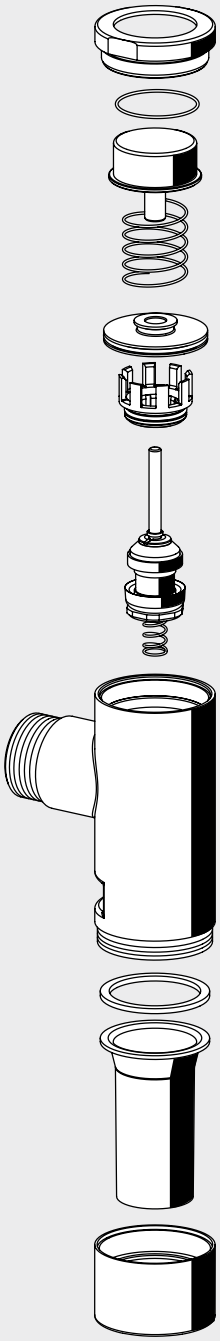

Product description	Article number	
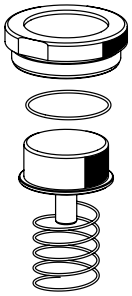 **Push button** **for SCHELLOMAT VALUE** with pressure spring **chrome, PU 1**	**23 777 06 99**	
Piston **for SCHELLOMAT VALUE** **PU 1**	**29 696 00 99**	
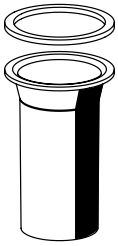 **Pipe sleeve** **for SCHELLOMAT VALUE** **PU 1**	**50 752 00 99**	

Product description	Article number
Top fitting for exposed WC flush valve SCHELLOMAT Spare parts for article 02 702 06 99, see page 226 **PU 1, W: 0,12 kg/pc.**	**22 148 00 99**
Snap-on bush with cover for exposed WC flush valve SCHELLOMAT Spare parts for article 02 702 06 99, see page 226 **PU 1, W: 0,002 kg/pc.**	**23 301 00 99**
Lever handle for exposed WC flush valve SCHELLOMAT, incl. snap-on bush and support sleeve Spare parts for article 02 702 06 99, see page 226 Handle material: Metal **chrome, PU 1, W: 0,15 kg/pc.**	**23 036 06 99**
Service-Set for exposed WC flush valve SCHELLOMAT 02 702 06 99 / 02 703 06 99, see page 226 **Comprises:** pipe sleeve pipe inset union nut sealing ring **chrome, PU 1, W: 0,05 kg/pc.**	**26 072 06 99**

Spare parts WC and urinal flush valves

29 Spare parts WC and urinal flush valves

Urinal controls

- EDITION E / AMBITION E 492 - 494
- COMPACT HF / RETROFIT HF 495
- COMPACT LC / RETROFIT LC 496 - 497

Concealed flush valves

- COMPACT 498 - 499

Exposed flush valves

- SCHELLTRONIC / SCHELLMATIC 500 - 501
- SCHELLOMAT EDITION 502
- SCHELLOMAT BASIC 503



Note:
The most important spare parts and mounting instructions of discontinued articles, can be found on Internet:
www.schell.eu ➔ Service ➔ Downloads ➔ Archive spare parts / Archive mounting instruction

Model from 2016

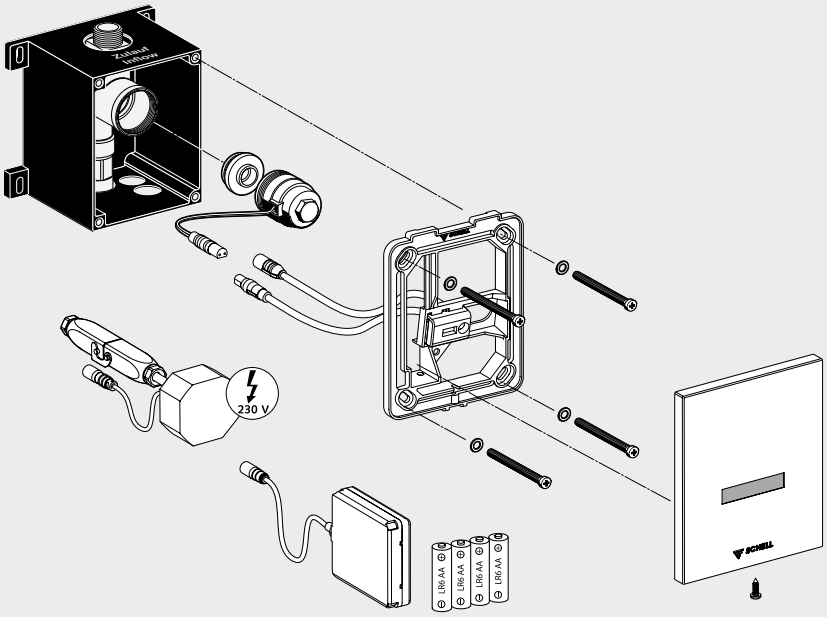

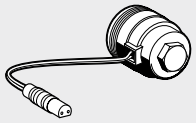

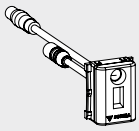

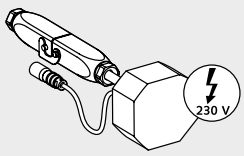

Product description	Article number
Cartridge valve 6 V with integrated pre-filter Model with circular connection **PU 1, W: 0,04 kg/pc.**	**01 442 00 99**
Electronic module urinal EDITION E for fittings from 2016 **PU 1, W: 0,03 kg/pc.**	**26 003 00 99**
Concealed transformer EDITION E Model with mains plug 230 V, 50 Hz **PU 1, W: 0,17 kg/pc.**	**00 904 00 99**

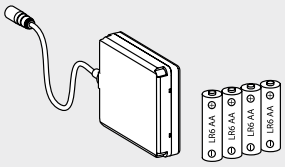

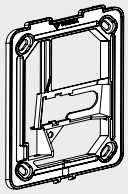



Product description	Article number
Universal battery compartment 6 V for electronic fittings **Comprises:** • Battery compartment with plug connect three poles • Wall bracket with fastening material • 100 mm velcro tape • 4 alkaline batteries type AA	
PU 1, W: 0,20 kg/pc.	**01 557 00 99**
Mounting frame EDITION E for fittings from 2016 incl. fastening material	
PU 1, W: 0,15 kg/pc.	**77 700 00 99**
Urinal front panel EDITION E	
chrome, PU 1, W: 0,28 kg/pc.	**23 077 06 99**
alpinwhite, PU 1, W: 0,28 kg/pc.	**23 077 15 99**
stainless steel, PU 1, W: 0,22 kg/pc.	**23 079 28 99**

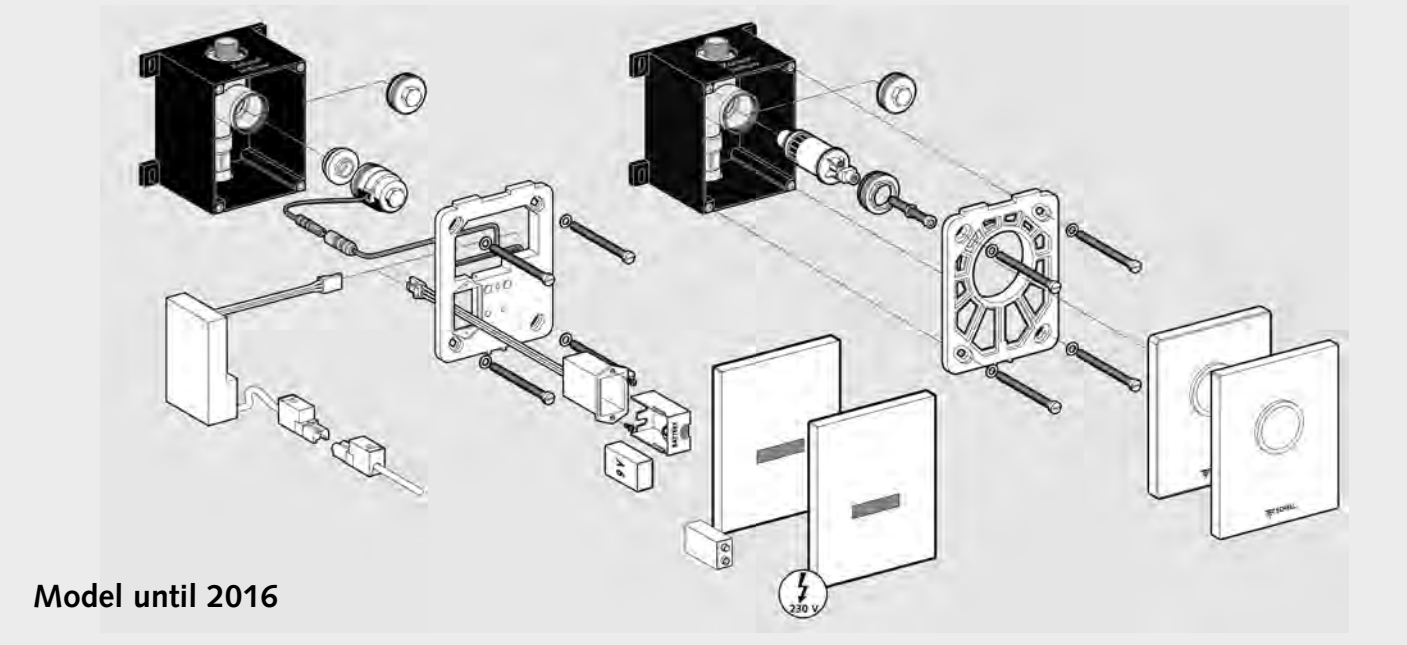

Model until 2016

Product description	Article number
Cartridge valve 6 V with integrated pre-filter Model with circular connection	
PU 1, W: 0,04 kg/pc.	**01 442 00 99**

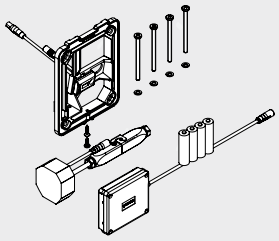

Conversion kit EDITION E	
Mains operation, PU 1, W: 0,44 kg/pc.	**01 019 00 99**
Battery operation, PU 1, W: 0,45 kg/pc.	**01 020 00 99**

Urinal front panel EDITION E	
chrome, PU 1, W: 0,28 kg/pc.	**23 077 06 99**
alpinwhite, PU 1, W: 0,28 kg/pc.	**23 077 15 99**
stainless steel, PU 1, W: 0,22 kg/pc.	**23 079 28 99**

Urinal cartridge EDITION mechanical model	
PU 1, W: 0,09 kg/pc.	**29 628 00 99**

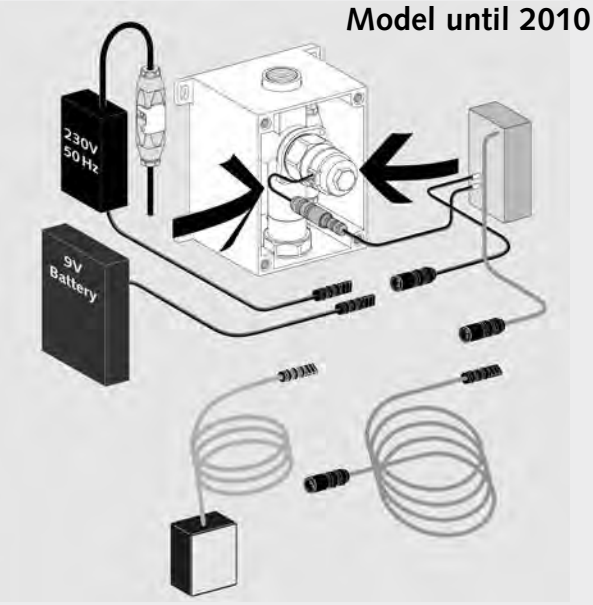

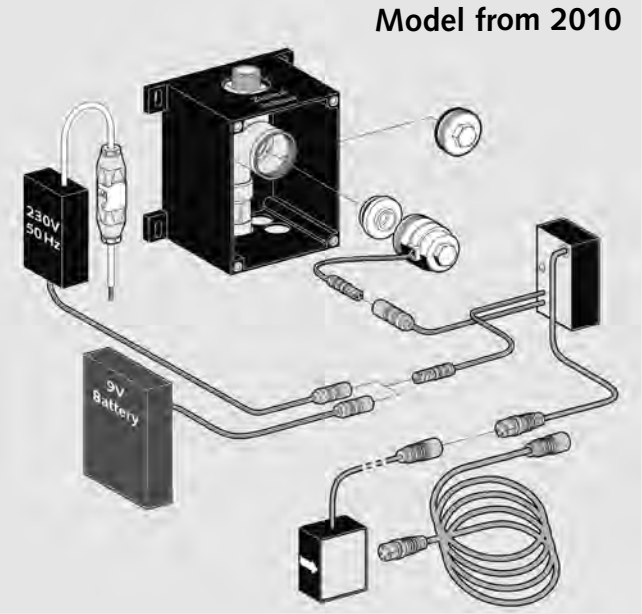

Product description	Article number
Excerpt from product group 29 **Cartridge valve 6 V with integrated pre-filter** for SCHELLTRONIC / SCHELLMATIC / COMPACT HF / RETROFIT HF / EDITION E MANUAL / COMPACT EDITION E / COMPACT LC / RETROFIT LC / LINUS D-E-T / LINUS D-E-T ECO / LINUS D-E-V / LINUS D-E-V ECO / LINUS D-P-T / LINUS BASIC D-P-T / LINUS D-C-T / LINUS BASIC D-C-T / LINUS D-C-M / LINUS BASIC D-C-M / shower panel DP-P-T, DP-C-T / DP-C-T-H, DP-C-T-D-H / VITUS VW-C-T / VITUS VD-C-T Model with circular connection **PU 1, W: 0,04 kg/pc.**	**01 442 00 99**

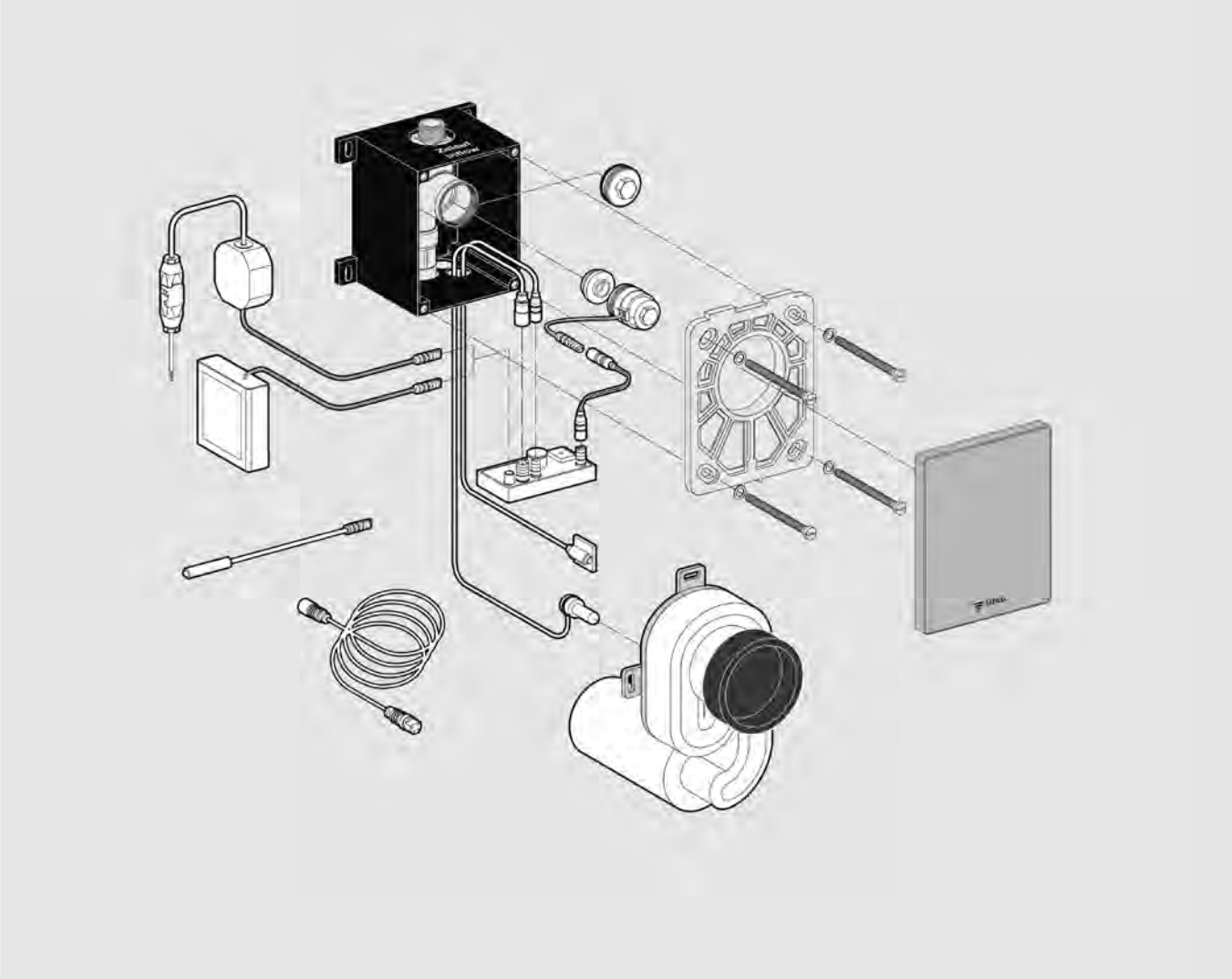

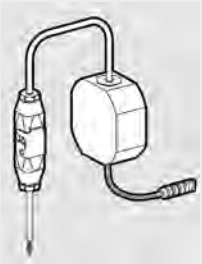

Product description	Article number
Cartridge valve 6 V with integrated pre-filter for SCHELLTRONIC / SCHELLMATIC / COMPACT HF / RETROFIT HF / EDITION E MANUAL / COMPACT EDITION E / COMPACT LC / RETROFIT LC / LINUS D-E-T / LINUS D-E-T ECO / LINUS D-E-V / LINUS D-E-V ECO / LINUS D-P-T / LINUS BASIC D-P-T / LINUS D-C-T / LINUS BASIC D-C-T / LINUS D-C-M / LINUS BASIC D-C-M / shower panel DP-P-T, DP-C-T / DP-C-T-H, DP-C-T-D-H / VITUS VW-C-T / VITUS VD-C-T Model with circular connection **PU 1, W: 0,04 kg/pc.**	**01 442 00 99**
Concealed transformer 100 - 240 V / 50 - 60 Hz / 6 V for COMPACT LC urinal control **PU 1, W: 0,19 kg/pc.**	**01 530 00 99**

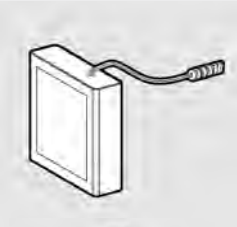

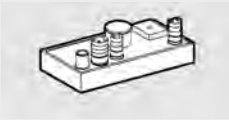

Product description	Article number
Battery compartment Urinal COMPACT LC **PU 1, W: 0,17 kg/pc.**	**01 526 00 99**
Urinal siphon COMPACT LC with LC-Sensor **PU 1, W: 0,27 kg/pc.**	**01 528 00 99**
Urinal sensor COMPACT LC **PU 1, W: 0,03 kg/pc.**	**01 527 00 99**
Excerpt from product group 22 **Reed contact COMPACT LC** with solenoid key **PU 1, W: 0,03 kg/pc.**	**01 529 00 99**
Urinal electronic moudle COMPACT LC **PU 1, W: 0,09 kg/pc.**	**01 525 00 99**
Excerpt from product group 22 **Sensor cable COMPACT LC** cable length 2,5 m **PU 1, W: 0,05 kg/pc.**	**01 524 00 99**
Excerpt from product group 22 **Urinal front panel EDITION HF/LC** for urinal roughing-in set COMPACT II, if accessibility to the water path and electronic is required **stainless steel, PU 1, W:0,33 kg/pc.**	**23 080 28 99**

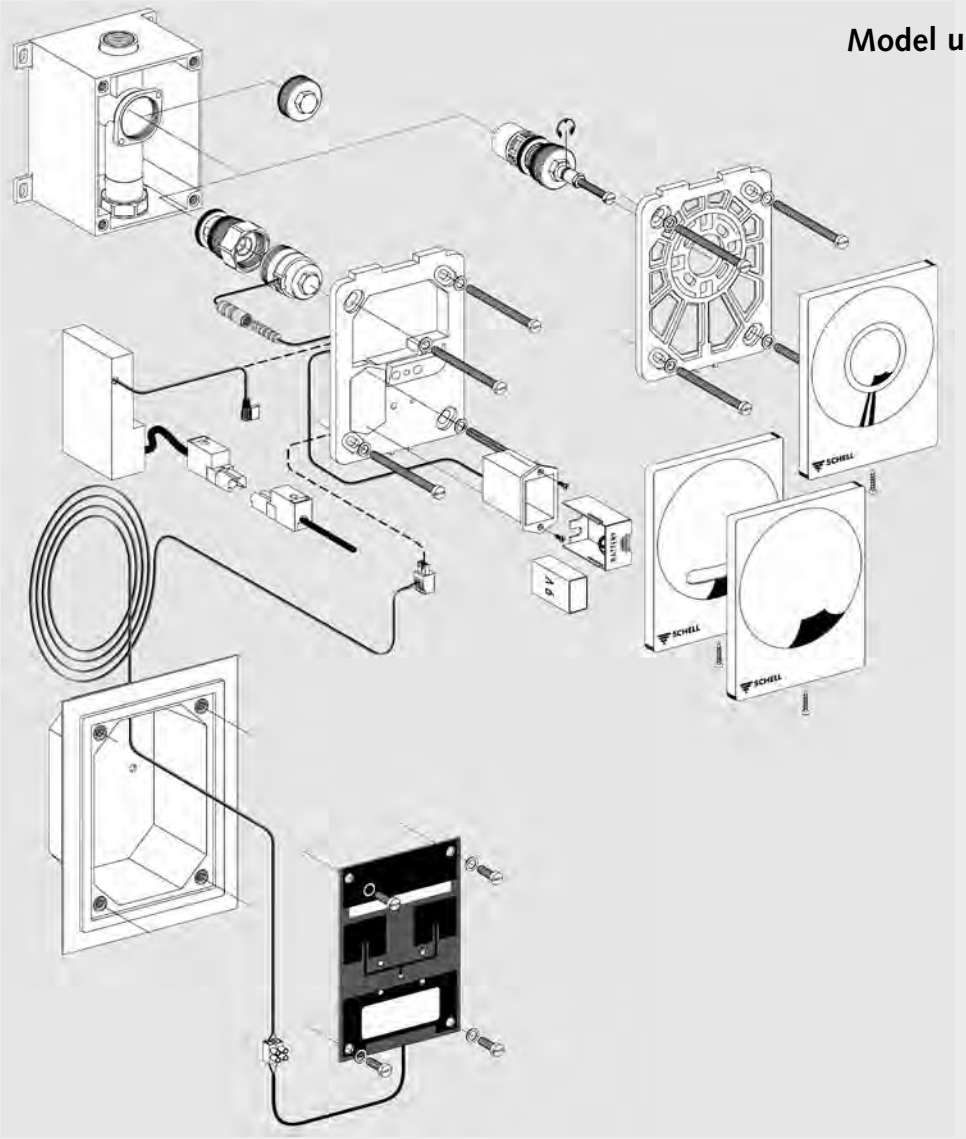

Product description	Article number
Cartridge valve 6 V with integrated pre-filter for SCHELLTRONIC / SCHELLMATIC / COMPACT HF / RETROFIT HF / EDITION E MANUAL / COMPACT EDITION E / COMPACT LC / RETROFIT LC / LINUS D-E-T / LINUS D-E-T ECO / LINUS D-E-V / LINUS D-E-V ECO / LINUS D-P-T / LINUS BASIC D-P-T / LINUS D-C-T / LINUS BASIC D-C-T / LINUS D-C-M / LINUS BASIC D-C-M / shower panel DP-P-T, DP-C-T / DP-C-T-H, DP-C-T-D-H / VITUS VW-C-T / VITUS VD-C-T Model with circular connection **PU 1, W: 0,04 kg/pc.**	**01 442 00 99**
Cartridge for VERONA concealed urinal flush valve (spare part) complete with flush volume adjustment **Material:** brass **PU 1, W: 0,17 kg/pc.**	**29 416 00 99**
Version DZR, PU 1	**29 448 00 99**

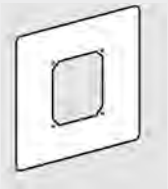

Product description	Article number
Mains plug	
PU 1, W: 0,01 kg/pc.	**01 319 00 99**
Universal front plate	
conversion INFRA/COMPACT	
stainless steel, PU 1, W: 0,75 kg/pc.	**76 594 28 99**
Supporting housing for cartridge valve	
L = 55 mm **Dimension: DN 20 G 3/4 external thread,** **PU 1, W: 0,02 kg/pc.**	**01 458 00 99**
L = 68 mm **Dimension: DN 20 G 3/4 external thread,** **PU 1, W: 0,02 kg/pc.**	**01 504 00 99**

Until 2016

Product description	Article number
Flushing unit hood with window, O-ring and mounting screw (SCHELLTRONIC / SCHELLMATIC) **Model from 04/2003 until 08/2016** **chrome, PU 1, W: 0,22 kg/pc.**	**01 456 06 99**
Electronic spare part set for conversion to SCHELL electronic **Comprises:** • Flushing unit hood 26 002 06 99 • Battery module incl. 4 x alkaline batteries AAA 01 597 00 99 • Holder for electronic incl. mounting screws 77 698 00 99 • Electronic module incl. fastening clips 26 003 00 99 **PU 1**	**01 021 06 99**
Cartridge valve 6 V with integrated pre-filter for SCHELLTRONIC / SCHELLMATIC / COMPACT HF / RETROFIT HF / EDITION E MANUAL / COMPACT EDITION E / COMPACT LC / RETROFIT LC / LINUS D-E-T / LINUS D-E-T ECO / LINUS D-E-V / LINUS D-E-V ECO / LINUS D-P-T / LINUS BASIC D-P-T / LINUS D-C-T / LINUS BASIC D-C-T / LINUS D-C-M / LINUS BASIC D-C-M / shower panel DP-P-T, DP-C-T / DP-C-T-H, DP-C-T-D-H / VITUS VW-C-T / VITUS VD-C-T Model with circular connection **PU 1, W: 0,04 kg/pc.**	**01 442 00 99**
O-ring for flushing unit hood (SCHELLTRONIC / SCHELLMATIC) **PU 1, W: 0,001 kg/pc.**	**66 083 00 99**
Mounting screw for flushing unit hood (SCHELLTRONIC / SCHELLMATIC) **PU 1, W: 0,003 kg/pc.**	**72 847 00 99**

From 2016

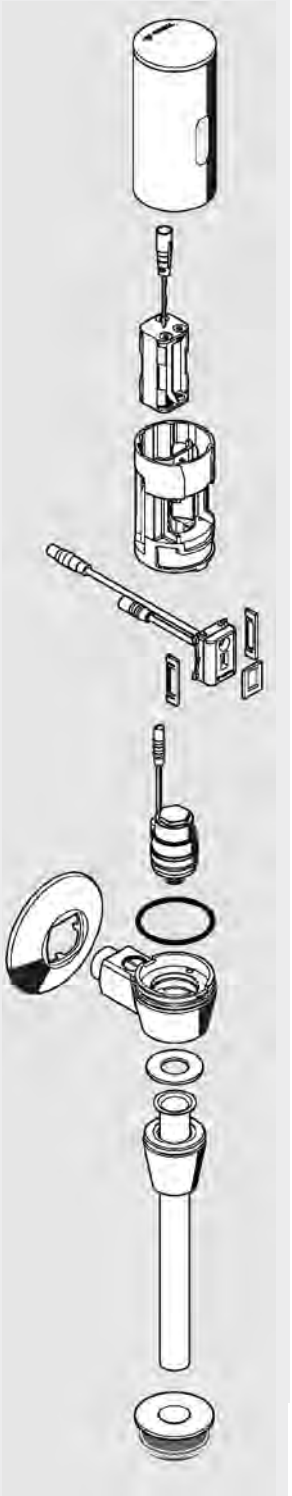

Product description	Article number
Flushing unit hood with window, O-ring and mounting screw **Model from 2015** **chrome, PU 1**	**26 002 06 99**
Battery module incl. 4 x alkaline batteries AAA **Model from 2015** **PU 1**	**01 597 00 99**
Holder for the electronic with mounting screws **Model from 2015** **PU 1, W: 0,08 kg/pc.**	**77 698 00 99**
Electronic module with mounting brackets **Model from 2015** **PU 1, W: 0,03 kg/pc.**	**26 003 00 99**
Cartridge valve 6 V with integrated pre-filter for SCHELLTRONIC / SCHELLMATIC / COMPACT HF / RETROFIT HF / EDITION E MANUAL / COMPACT EDITION E / COMPACT LC / RETROFIT LC / LINUS D-E-T / LINUS D-E-T ECO / LINUS D-E-V / LINUS D-E-V ECO / LINUS D-P-T / LINUS BASIC D-P-T / LINUS D-C-T / LINUS BASIC D-C-T / LINUS D-C-M / LINUS BASIC D-C-M / shower panel DP-P-T, DP-C-T / DP-C-T-H, DP-C-T-D-H / VITUS VW-C-T / VITUS VD-C-T Model with circular connection **PU 1, W: 0,04 kg/pc.**	**01 442 00 99**
O-ring for flushing unit hood **PU 1, W: 0,001 kg/pc.**	**66 083 00 99**
Flush pipe 18 x 200 mm **chrome, PU 1, W: 0,07 kg/pc.**	**23 768 06 99**
Flush pipe 15 x 300 mm Model Benelux **chrome, PU 1, W: 0,14 kg/pc.**	**23 769 06 99**
Urinal internal connector for flush pipe Ø 15 mm and Ø 18 mm **chrome, PU 1, W: 0,02 kg/pc.**	**29 317 06 99**

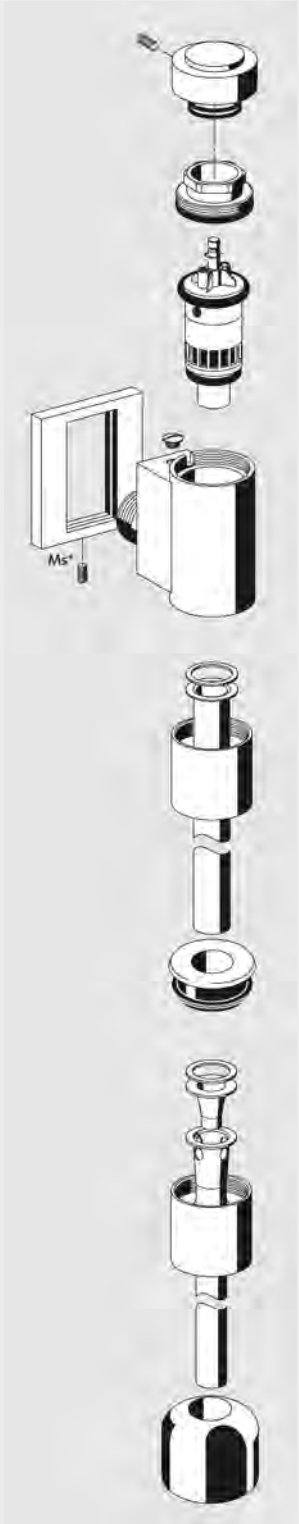

Product description	Article number
Cartridge, complete **PU 1, W: 0,08 kg/pc.**	**29 492 00 99**
Flush pipe union **chrome, PU 1, W: 0,15 kg/pc.**	**75 621 06 99**
Flush pipe 18 x 200 mm **chrome, PU 1, W: 0,07 kg/pc.**	**23 768 06 99**
Flush pipe 15 x 300 mm Model Benelux **chrome, PU 1, W: 0,14 kg/pc.**	**23 769 06 99**
Urinal internal connector for flush pipe Ø 15 mm and Ø 18 mm **chrome, PU 1, W: 0,02 kg/pc.**	**29 317 06 99**
Excerpt from product group 23 **Urinal external connector** for flush pipe Ø 15 mm and Ø 18 mm **chrome, PU 1, W: 0,04 kg/pc.**	**27 820 06 99**

Product description	Article number
Push button with pressure spring **chrome, PU 1, W: 0,08 kg/pc.**	**23 050 06 99**
Cartridge, complete **PU 1, W: 0,06 kg/pc.**	**29 493 00 99**
Wall cover plate **chrome, PU 1, W: 0,02 kg/pc.**	**62 507 06 99**
Flush pipe union **chrome, PU 1, W: 0,07 kg/pc.**	**75 622 06 99**
Flush pipe 18 x 200 mm **chrome, PU 1, W: 0,07 kg/pc.**	**23 768 06 99**
Flush pipe 15 x 300 mm Model Benelux **chrome, PU 1, W: 0,14 kg/pc**	**23 769 06 99**
Urinal internal connector for flush pipe Ø 15 mm and Ø 18 mm. **chrome, PU 1, W: 0,02 kg/pc.**	**29 317 06 99**
Excerpt from product group 23 **Urinal external connector** for flush pipe Ø 15 mm and Ø 18 mm **chrome, PU 1, W: 0,04 kg/pc.**	**27 820 06 99**

Spare parts appliance connection valves

39 Spare parts appliance connection valves

Frost resistant outdoor taps

- POLAR II Set 506
- POLAR II 507
- POLAR Set / POLAR 508

Concealed valves 509



Note:
The most important spare parts and mounting instructions of discontinued articles, can be found on Internet:
www.schell.eu ➔ Service ➔ Downloads ➔ Archive spare parts / Archive mounting instruction

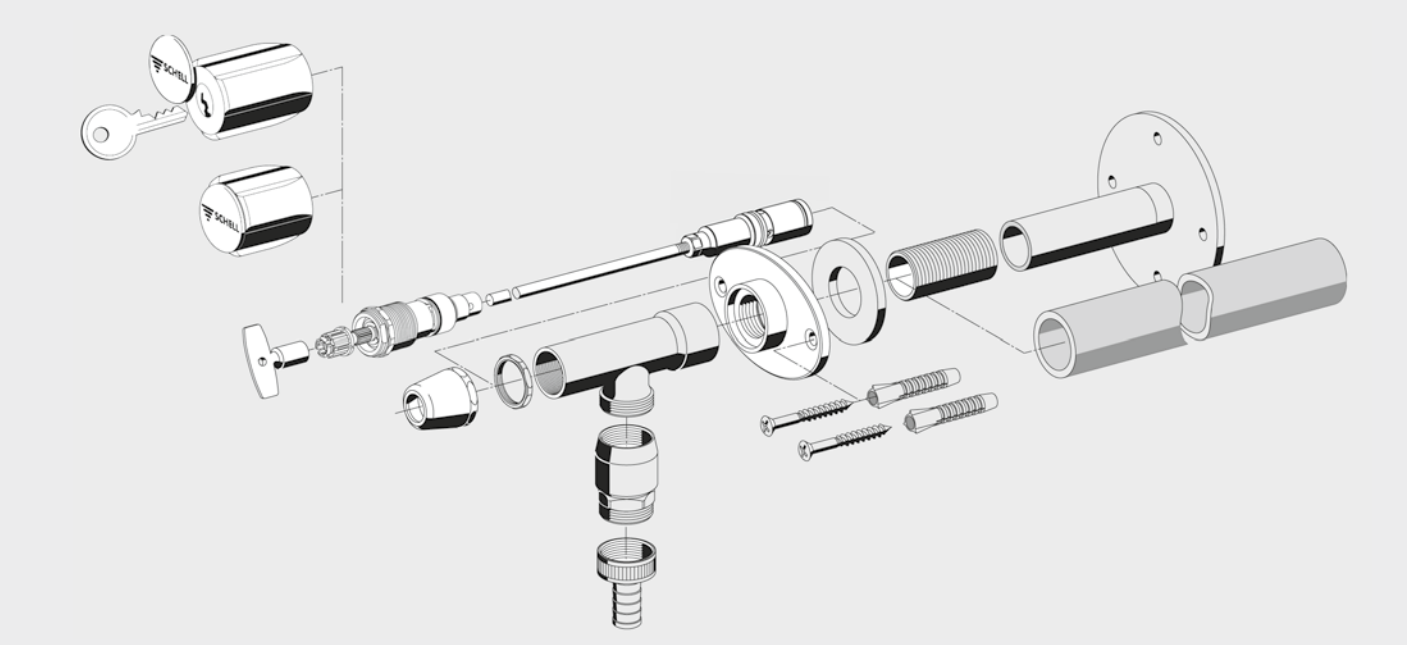

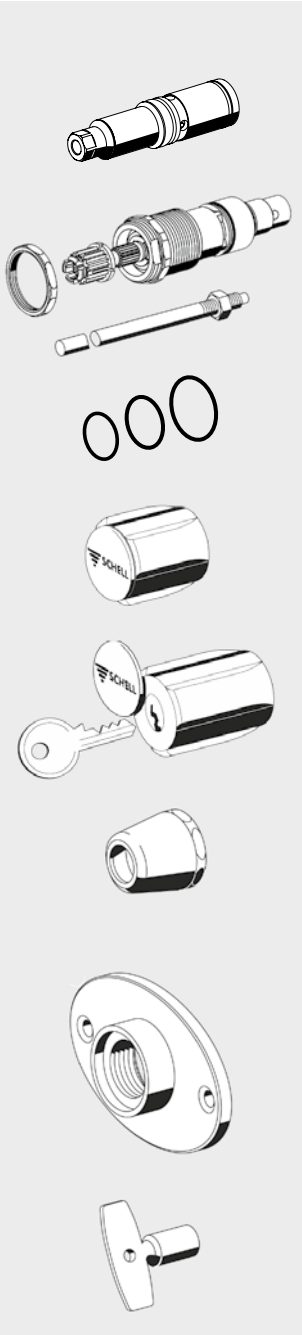

Product description	Article number
Sealing device for POLAR II and POLAR II Set PU 1, W: 0,07 kg/pc.	22 234 00 99
Head part POLAR II Set **incl. spindle 488 mm length, with shortening facility** PU 1, W: 0,20 kg/pc.	22 235 00 99
Sealing elements kit POLAR II **incl. O-ring 13 x 1,5, 15 x 1,5, und 18 x 1,5** PU 1	25 896 00 99
COMFORT handle **incl. snap-in socket** chrome, PU 1, W: 0,02 kg/pc.	47 996 06 99
COMFORT handle SECUR **lockable, with 2 keys, incl. snap-in socket** chrome, VE 5, W: 0,10 kg/pc.	48 006 06 99
Covering bell POLAR II Set matt chrome, PU 1, W: 0,05 kg/pc.	69 946 03 99
Covering bell POLAR II Set for fittings from August 2012 matt chrome, PU 1, W: 0,04 kg/pc.	69 982 03 99
Screw rosette POLAR II Set **Material:** brass matt chrome, PU 1, W: 0,14 kg/pc.	69 945 03 99
Bleed key POLAR / POLAR II matt chrome, PU 1, W: 0,03 kg/pc.	78 230 03 99

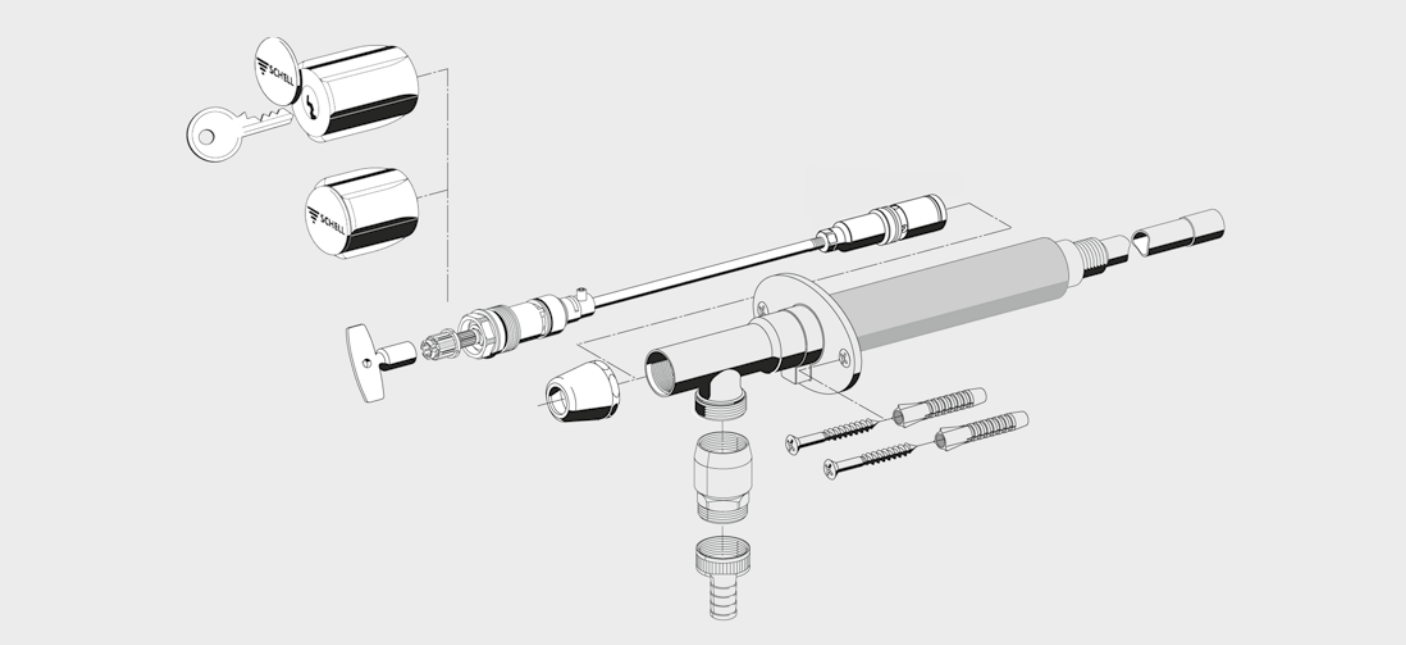

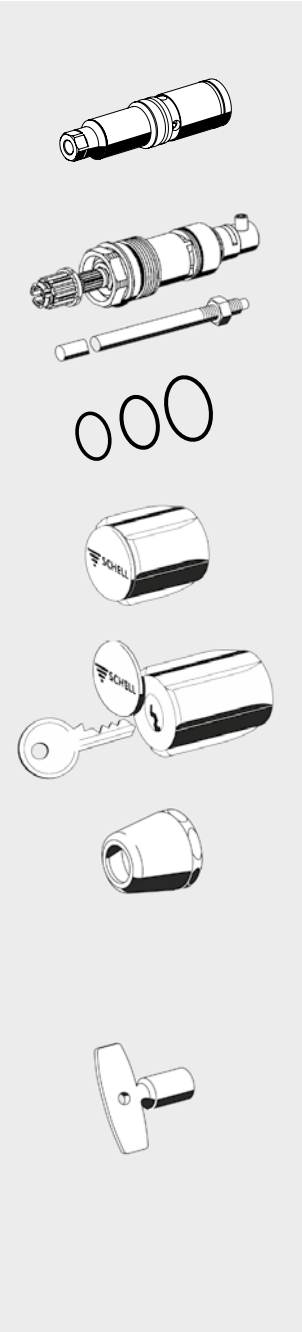

Product description	Article number
Sealing device for POLAR II and POLAR II Set PU 1, W: 0,07 kg/pc.	22 234 00 99
Head part POLAR II **incl. spindll 177,5 mm length** PU 1, W: 0,20 kg/pc.	22 236 00 99
Sealing elements kit POLAR II **incl. O-ring 13 x 1,5, 15 x 1,5, und 18 x 1,5** PU 1	25 896 00 99
COMFORT handle **incl. snap-in socket** chrome, PU 1, W: 0,02 kg/pc.	47 996 06 99
COMFORT handle SECUR **lockable, with 2 keys, incl. snap-in socket** chrome, VE 5, W: 0,10 kg/pc.	48 006 06 99
Covering bell POLAR II Set matt chrome, PU 1, W: 0,05 kg/pc.	69 946 03 99
Covering bell POLAR II Set for fittings from August 2012 matt chrome, PU 1, W: 0,04 kg/pc.	69 982 03 99
Bleed key POLAR / POLAR II matt chrome, PU 1, W: 0,03 kg/pc.	78 230 03 99

Product description	Article number
Head part and spindle complete for SCHELL POLAR, art.-no. 03 978 06 99 - 03 983 06 99 head part incl. socket wrench **PU 1, W: 0,21 kg/pc.**	**22 145 00 99**
Head part and spindle complete for SCHELL POLAR Set, art.-no. 03 985 06 99 - 03 990 06 99 head part incl. socket wrench **PU 1, W: 0,32 kg/pc.**	**22 146 00 99**
Anti-vacuum device version C for SCHELL POLAR / POLAR Set DVGW registered **chrome, PU 1, W: 0,12 kg/pc.**	**28 629 06 99**
Anti-vacuum device fitting for SCHELL POLAR / POLAR Set **chrome, PU 1, W: 0,01 kg/pc.**	**28 632 06 99**
Bleed key POLAR / POLAR II **matt chrome, PU 1, W: 0,03 kg/pc.**	**78 230 03 99**
Covering bell for frost-resistant outdoor tap POLAR with head part for bleed key **chrome, PU 1, W: 0,05 kg/pc.**	**61 822 06 99**
Screw rosette G 3/4 internal thread for POLAR-Set **Material:** brass **chrome, PU 1, W: 0,18 kg/pc.**	**62 521 06 99**

Product description	Article number
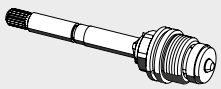 **Head part DN 15** for concealed valve DN 15 **PU 1, W: 0,10 kg/pc.**	**22 237 00 99**
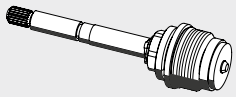 **Head part DN 20** for concealed valve DN 20 **PU 1, W: 0,13 kg/pc.**	**22 238 00 99**
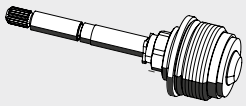 **Head part DN 25** for concealed valve DN 25 **PU 1, W: 0,19 kg/pc.**	**22 239 00 99**

General product information

SCHELL. Responsibility for health.

General installation conditions

SCHELL *inside*

Hygiene

Saving water and energy

Certificates, LEED, Breeam

Technology, Comfort, Security

General product information

511 - 1/2022/2023

General installation conditions. From SCHELL.

These general installation requirements do not replace the information in any supplied assembly instructions. Instead, these general installation requirements are always intended to supplement any supplied assembly instructions.

The latest version applies for any standards and technical codes, etc. cited. As a general rule, the regulatory requirements applicable in the respective regions/countries must also be observed.

SCHELL fittings are designed and manufactured according to the technical norms and regulations valid in Germany and – where generally available – in Europe and at an international level. All products are designed in order to guarantee trouble-free operation while observing recognised industry best practice, and while complying with the installation regulations and the requirements of professional planning, installation and operation, and professional servicing, maintenance, repairs and cleaning.

For important information about planning, construction and operation, see the standards in the EN 806 series, "Specifications for installations inside buildings conveying water for human consumption", as well as national supplementary standards and codes of practice. In Germany, these include the DIN 1988 series, VDI 6023, the DVGW codes and others.

When installing electrical or electronic components, always follow the applicable national installation regulations at all times. These regulations typically define certain protected areas and distances from electrical parts to areas in contact with water if a specified voltage is exceeded. In Germany, these protected areas are set out in the DIN VDE 0100 series of standards, for example.

Water quality

1. Water quality (suitability)

Schell products are suitable for use with drinking water according to the EU Drinking Water Directive and national drinking water legislation transposing the same. Products are not approved for use with water of any other quality.

All materials used that have contact with water meet the evaluation criteria and guidelines published by the German Federal Environment Agency (UBA). These are generally identical to requirements in many other EU countries ("Approval and Harmonisation – 4MS Initiative").
In addition, all non-metallic materials used by Schell are also inspected to minimise any possibility of microbiological fouling (e.g. according to DVGW W270). Independently of the hygienic suitability of materials having contact with drinking water, EN 806 also requires the suitability of metallic materials to be verified for the respective use case according to EN 12502, "Protection of metallic materials against corrosion – Guidance on the assessment of corrosion likelihood in water distribution and storage systems".
In certain cases, decisions may need to be taken to use only products made from brass alloys with specific properties such as "dezincification resistance". Consult with SCHELL if there is any doubt about which materials to use.



Drinking water quality

2. Maintaining drinking water quality

The planning, construction, operation and maintenance of all parts of a drinking water system will influence water quality at tapping points. Some of these issues are listed as examples below:

- Dimensioning drinking water systems according to demand
- Selecting products appropriate for the water quality and materials used
- Use of components whose surfaces that have contact with water are hygienically sound according to VDI 6023 – e.g. use of a dry functional test. All SCHELL products have now been tested dry for many years, i.e. without having any contact with water.
- Installation of safety fittings according to DIN EN 1717, DIN 1988-100 and EN 806
- Operation in accordance with the intended use, with regular and full water changes at all tapping points according to VDI 6023, and according to EN 806-5 in cases where VDI 6023 is out of scope
- Manual or automated flushing of the system in the event of inter ruptions in use. In this case, all tapping points are to be organised into flushing groups, to ensure a sufficiently high flow speed of at least 1.0 to 2.0 m/sec throughout all parts of the installation. (see EN 806, DIN 1988-300, VDI 6023).
- Maintaining hot and cold (PWC and PWH) water temperatures according to EN806, DIN 1988, DVGW W 551 and others.

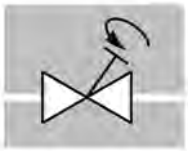

Commissioning

3. Commissioning

Before commissioning any SCHELL product, make sure that all pipes are flushed through and that there are no particles of dirt present that could prevent the fittings working properly (see EN 806-4). All points of connection up to the tapping points must be tested for proper tightness and strength according to the relevant code. This applies to setup, renovation and expansion work of any kind as conducted on a drinking water system. When handing over commissioned SCHELL products to the system owner for production use, the latter must be instructed about product functions and necessary maintenance requirements (EN 806-5). This instruction must be documented (EN 806, VDI 6023). All product documentation must be handed over. Schell also recommends providing the system owner on handover with a written reminder about the latter's duties to perform regular and full water changes at all tapping points.

Installation instructions

4. General installation instructions

The various levels of warning notices in the assembly instructions and manufacturer information must be observed. Where necessary, thermostatic regulators must be used to protect against scald injuries (e.g. EN 806-2). In many countries, all work on drinking water systems must be performed by installation companies who have been entered in an official directory of installers maintained by a water utility. In other countries, all work must be performed by suitably qualified personnel. Observe national regulations at all times.

For all work on fittings, the right tools (spanner, screwdriver, Allen key, etc.) must be used in order to avoid damaging the surfaces of the fittings.

Always ensure that excessive force is never applied to any components during installation (follow the industry code of good practice). Many Schell appliance connection fittings and angle valves are supplied with the especially hygienic ASAG and ASAG Easy Ring. This sealing material is made from microbiologically inert Teflon (PTFE) and is therefore far more hygienic than other sealing materials like hemp. These components are self-sealing when installed according to the assembly instructions. Additional sealing materials must not be installed.

If components are installed without this seal, approved sealing materials can be used. When applying sealing materials, ensure that no excessive force is applied to connection points. Fittings must be tightened using the spanner flats provided. Any stresses present in the piping system must not be transferred to fittings.
The reader is reminded that SCHELL fittings may use materials containing silicone and lubricants. Fittings are therefore not approved for use in paint shops.

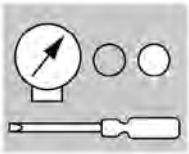

Maintenance instructions

5. Maintenance instructions

Maintenance instructions apply as given in relevant standards such as EN 806-5 and manufacturer specifications. As with other mechanical parts, fittings and their components are subject to natural wear and tear. Drinking water systems, including all fittings and components installed and used (flow regulators, backflow preventers, anti-vacuum devices, etc.) must be inspected and maintained in accordance with EN 806-5. This applies in particular to installations with more stringent requirements for reliability in terms of hygienic requirements (e.g. hospitals) or which experience higher levels of use (public facilities).
Safety devices (backflow preventers, anti-vacuum devices, etc.) must be inspected with especial care and attention, and must be subjected to functional testing according to EN 806-5 (as a minimum) at the stated intervals and replaced if necessary.
To prevent biofilms and sediment deposits on filters and flow regulators, these must be cleaned at regular intervals and replaced as necessary.

Care instructions

6. Care instructions

The cleaning agents and methods used must always be appropriate for the components and fittings to be cleaned. Specialised cleaning agents should be selected and used wherever possible.
The cleaning agent must have a chemically neutral pH (pH 7) or its pH must be no more than 2 pH levels away from this value. Tools that are abrasive or can cause scratches – such as sandpaper, microfibre cloths, steel wool or wire brushes – damage surfaces (such as sensor windows, chrome finishes, etc.) and must not be used.
If cleaning agents have been applied, these must be rinsed off the fittings with a weak and soft jet of water, and then dried off with a soft, non-scratching cloth.
Do not use steam cleaners (spraying/misting devices) of any make or model to clean fittings.

Chrome-finished or plastic surfaces and brass parts must be treated or cleaned only with mild cleaning agents.
Special cleaning agents are also available for anodised aluminium surfaces. As a general rule, never use cleaning agents on anodised aluminium sur-

faces that could chemically attack the anodised coating. These coatings can be damaged by fluorides, chlorides and sulphates, for example. In case of doubt, always consult with the manufacturer of the cleaning agent.

External influences

7. Protection against external influences

Fitting surfaces must be protected from exposure to aggressive environmental influences (such as a chlorine-rich atmosphere). External atmospheric influences – such as in coastal areas, in salt baths or outdoor installations – can damage the surface finish on components: apart from looking unappealing, this can also prevent the component from working properly or at all.

Environmental protection

8. Environmental protection

SCHELL does not use any materials that would negatively affect the quality of drinking water. All production processes are designed to conserve resources. Brass is also a material that is easily recyclable. Used packaging materials and old products or components should be sorted and disposed of properly for recycling or reuse. Observe relevant national regulations. Batteries and electronic parts are special waste. At the end of their service life, they must be disposed of at the public collection points provided or returned to where purchased (German Electrical and Electronic Equipment Act, ElectroG).
SCHELL fittings are suitable for optimised operational models designed to save water. Hygiene requirements for drinking water must always take precedence, however.

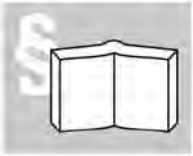

Standards and regulations

9. Standards and regulations

In all circumstances, the standards and regulations applicable for installation must be observed, and recognised industry best practice must be followed. Technical requirements for connections made to local electricity and water utilities must be complied with at all times. For electronically controlled fittings, safe zones (for extra-low voltage, ELV) must be observed.
Make sure that external power sources and magnetic fields cannot interfere with the proper function of the electronic controls. For electronic components, the "General Electrical Installation Requirements. By Schell" also apply (www.schell.eu). Comply with all SCHELL assembly and operating instructions. Observe all warning notices.

Anti-scalding protection

10. General operating instructions

Fittings and systems must be planned, installed, operated and maintained in such a way that does not endanger persons (e.g. risk of scalding by hot water) or other devices, etc. in the vicinity of these fittings and systems.

As at: December 2021

How it works:
The core component is the SCHELL SWS water management system and its intelligent software. The fittings on the wash basin, WC, urinal and shower are connected to the server wirelessly or via cable. This connection is used to send commands as well as check and log their functionality. SWS Gateways also offer the option of integrating the system with a building automation system.

SCHELL *inside*.
System solutions from the expert.

SCHELL should be where robust, hygienic and resource-saving solutions are in demand: in public, semi-public and commercial sanitary rooms where high usage is present. Whether in schools, hotels, stadiums or service areas and maybe also in your project soon.

SCHELL. Responsibility for health.

Drinking water – a perishable resource

Drinking water is not only quite literally drunk to quench our thirst but, among many other applications, is also used primarily for personal hygiene, to prepare food and as a transport medium – as in flushing toilets, for example. In the first two cases, the water must be of an especially high quality. Water indeed has this quality when delivered to the building from the utility. However, if the drinking water is 'stored' for extended periods in the building and thereby exposed to unfavourable temperatures, its quality may deteriorate and it may become 'spoiled' – even though this is undetectable without the appropriate equipment.

Technical measures for maintaining water quality

Two basic approaches have proven successful in maintaining water quality: keeping water at the right 'cold' and 'hot' temperatures, and ensuring it is regularly exchanged. Cold water must stay below 25 °C, while hot water in large installations with a circulation system must not fall below 55 °C (in Germany; 60 °C in the Netherlands, for example). In the first case, the problem is solved by the fact that the utility itself supplies cold drinking water of a high quality. In the second case, water is heated in the heating system. These temperatures in the drinking water installation are therefore achieved by regular water exchange, whether from normal usage or via the circulation system. In practice, however, it is the tapping fittings that are exclusively tasked with ensuring the 'replenishment' of fresh, high-quality hot and cold water at each and every tapping point – as required by VDI 6023.

Article by SCHELL about using the 'hygiene triangle' to maintain drinking water quality

SCHELL focuses on three key hygienic aspects when developing new products.

Internal hygiene: Using materials that are particularly suited for contact with drinking water when consumed as a foodstuff. This also means ensuring that all organic materials that are used pass testing for minimal microbiological fouling (DVGW W 270). All parts are also tested dry, so they can be delivered to the customer in a perfectly hygienic condition.

External hygiene: SCHELL products feature rugged, easy-to-clean surfaces.

PURIS E, HD-M

Technical hygiene: Almost all electronic SCHELL products are provided with functionality for autonomously detecting an interruption in specified normal operation, which they can then compensate for with a forced flush. This ensures siphons/traps are regularly refilled while also helping to maintain an optimum level of hygiene for drinking water. By observing these three key pillars for hygiene, SCHELL makes an active contribution to maintaining drinking water quality and therefore to personal hygiene.

Focus on hand hygiene

Hand hygiene in particular plays an important role in safeguarding public health standards, since up to 80 percent of diseases are transmitted via the hands in shared-use facilities. Keeping hands clean is therefore a key part of maintaining hand hygiene and utilities must therefore provide us with drinking water of a high quality. Once we have washed our hands, however, we often dirty them again immediately by touching the lever on the single-lever mixer that we and users before us have of course touched with our hands before they were clean. This is where contact-free fittings work to keep our hands permanently clean – significantly improving the level of protection against infection in public spaces both for ourselves and others.

A small part with a big effect

One particularly troublesome bacterium here is Pseudomonas aeruginosa. During quality and functional testing work, SCHELL is therefore careful to ensure that no water is applied to the surfaces of products that will later have direct contact with water (see VDI 6023 standard).

Technical requirements for maintaining drinking water quality

In a number of cases with more stringent hygiene requirements, ring and serial mains have quite rightly now become the norm. Even where tapping points are rarely used, these systems ensure water exchange in pipes right up to the wall disc as long as a regularly used tapping

point is located somewhere in the ring or at the end of the serial mains.

T-piece installations are now standard industry practice. When supplying water to regularly used tapping points or those equipped with electronic fittings, T-piece installations are recommended both in terms of cost and hygiene: they offer a compact form factor, have a low water volume and do not need expensive double wall discs. Since VDI 6023 rules that a water exchange must occur at all tapping points anyway for hygienic reasons, these are now once again the system of choice.Flushing points at the end of a pipe alone are not adequate for maintaining drinking water quality (VDI 6023).

Regular use of the installation is a must

Over 15 years ago, studies conducted by Professor Trautmann at the University of Stuttgart had already shown that bacteria were capable of entering an installation through rarely used tapping points against the direction of flow. To achieve this, the microorganisms make use of a specific swimming technique termed 'tumbling', which is a very slow process that can be counteracted with regular flushing (VDI 6023).

As a result, we can see that, although ring and serial mains are proven techniques for maintaining the water quality in the piping, they cannot maintain this level of quality right up to the tapping point on their own. While ring and serial mains ensure that 'fresh water' is rapidly available at a tapping fitting from the utility mains, these tapping points must be regularly used and equipped with T-piece installations that have a low water volume. This typically means that the water exchange needed to maintain hygiene will be achieved during normal use.

Conserving drinking water while maintaining water hygiene

Wash basin taps from SCHELL normally feature a water flow rate of 3 litres a minute (with a maximum of 5 litres a minute) and therefore meet WELL standards. Further reductions are possible in order to meet the requirements for LEED, DGNB or BREEAM. This is adequate for maintaining drinking water quality in well-planned modern installations. During the planning phase, pipe dimensions must be adjusted to these lower litre flow rates so as to ensure that water quality is unaffected. This saves water while also cutting costs. Since smaller pipe diameters are not only cheaper but also carry a smaller volume of water, an ecological building certification means less initial capital outlay as well as lower running costs when in service. In older, over-dimensioned installations with a higher risk of poor hygiene, however, steps should be taken to determine whether higher flow rates of 8 to 10 litres/minute would not be a better target. Specially designed flow regulators are available for this purpose and can be used to replace water-saving flow regulators.

Modern fittings with stagnation flushing waste no water.

Simple fittings that function like a domestic timer switch plug trigger a stagnation flush even if the tapping point is in fact being used normally. In this case, they will of course use more water than is actually necessary. However, fittings with an intelligent stagnation program, especially when integrated with a water management system, can detect when usage levels drop or water temperatures become unfavourable and then flush according to demand. This creates a useful balance between hygiene and saving water. Let's illustrate this with an example. A bathroom provided for a hotel bedroom is used by business guests every morning and evening from Monday to Saturday. This works out as 12 uses during a 6-day period. In the following week, the room is not booked. An intelligent fitting detects this drop-off and triggers the level of use needed to maintain hygiene only every three days. Thanks to this smart system, 10 water exchanges are saved compared to a normal room booking although hygiene is still maintained.

Kitchen tap
GRANDIS E

Avoiding stagnation flushes that don't make the grade

Every drinking water installation is designed to handle the peak volume flow rate expected when in specified normal operation. If these normal operations are interrupted, the building operator must ensure stagnation flushes take place. To achieve this, multiple tapping points must be opened simultaneously to achieve the turbulent flow in the distribution pipework required by VDI 6023 Part 1. From a hygiene perspective, simply logging and totalling statistical tapping volumes, so as to then flush out the 'make-up volume' at individual fittings, is simply inadequate.

More information about maintaining optimum drinking water quality

– SMART.SWS
– SWS Water Management System
– SSC Single Control

can be found from page 12 onwards

Modern fittings save water and energy.

Saving water and energy helps the environment. And saving water also means saving money, because any energy that is not used to heat hot water can then be used more appropriately elsewhere. Saving water also means cutting down on the volume of water and waste water that needs to be treated. Compared with two-handle fittings, electronic fittings from SCHELL can achieve water savings up of to 40 percent by individually adjusting the necessary flow time. These savings translate into:

- Cost-effectiveness
- Short payback periods
- Ecological advantages
- Hygiene benefits
- Resource preservation

Flow times for electronic wash basin and shower fittings from SCHELL can be adjusted.
Flush valve fittings also feature adjustable flow times: with the stadium program offered by electronic models, for example, even more water is saved because the fitting detects usage frequency and can reduce the flush volume.

Should every fitting offer a stagnation flush?

The fact of the matter is that regular water exchange via fittings is needed to avoid a drop in installation water quality. During operations, this exchange of water simply happens as part of regular use. When interruptions to normal usage occur, however, unfavourable conditions can then lead to the proliferation of pathogens such as Legionella or Pseudomonas, which pose a significant risk to human health. To avoid this kind of situation, electronic fittings that can flush at the tapping point regularly or on-demand are a reliable tool for maintaining water conditions without compromising on hygiene.

Legionella – an underestimated risk

While species of Legionella are commonly found in nature, they occur at only very low concentrations in bodies of standing water. These bacteria had to wait for humans to create the perfect habitat by storing large amounts of warm drinking water for personal hygiene. If the water is then used for showering, this creates a fine, respirable mixture of water, air and microbes. The person exposed may then become infected if their immune system is weakened as a result of an organ transplant or an accident, or during recovery from heavy exertion or sport. According to data from the Robert Koch Institute, there are roughly 30,000 cases in Germany each year, of which 10–15 percent are fatal.

While the approximately 3,000 fatalities from Legionella infection every year is a conservative estimate, these deaths are not all related to drinking water. Some 2/3 of these fatalities are also male, although the reason for this is not known for certain.
Nor is the risk limited only to drinking water itself, with many of the fatalities instead resulting from contaminated water in cooling towers, air-conditioning units, whirlpool baths, etc.

Avoiding conditions that promote the growth of pathogens like Legionella and Pseudomonas

The typical temperature at which pathogens proliferate most rapidly corresponds to the normal temperature of the human body. If temperatures around this 36 °C are avoided, by keeping cold water to no more than 25 °C and hot water above a minimum of 55 °C, this lessens the chance of excessive bacterial growth. If increased concentrations are still found to occur in drinking water installations, this means that there are areas in the system that are used only infrequently and which are exposed to external heat sources.

Figure 1. Distribution of cases of Legionnaires' disease per 100,000 people by EU/EEA country, 2017

Source: European Centre for Disease Prevention and Control. Legionnaires' disease. In: ECDC. Annual epidemiological report for 2017 Stockholm: ECDC; 2019.

Causes of increased concentrations of Legionella

Legionella concentrations above the technical countermeasure threshold are always considered a breach of generally recognised codes of practice in the planning, construction or operation of a drinking water installation. Specifically, this means that the cold water is warmer than 25 °C somewhere in the installation and the hot water is much cooler than 55 °C. This is exacerbated by an inadequate water exchange that is itself making this heating or cooling possible, even despite acceptable insulation.

Thermal disinfection

Once an installation is contaminated, thermal disinfection is one of several disinfection measures that can be used to counter microbial challenges such as an increased concentration of Legionella. It is not needed as a preventive measure. Instead, a hot water installation can simply be operated at a constant

temperature of ≥55 °C. After all, an 'automatic' thermal disinfection is not possible for reasons of anti-scalding protection. Interventions are also needed – whether automated or manual – in the operation of the water heating system and circulation.

No system disinfection without cleaning first

DVGW W 557 states that a system disinfection (using chlorine) must be preceded by cleaning the installation beforehand (flushing with a water-air mix). The worksheet cited also contains information about approved chemicals, their concentrations and required exposure times, and the risk of potential damage to materials. Often, system disinfection will no longer be needed once cleaning is complete and the cause has been eliminated.

Maintaining drinking water hygiene with the right fittings. Even in older properties.

Many residential properties in Germany still use flush valves. While they do not use more water than cisterns, they do lead to higher flow rates than cisterns in what are also often old and over-dimensioned piping systems. When a partial renovation is planned, the old valves should be checked to see whether they can be replaced by modern, quiet flush valves that also offer dual-flush functions. This ensures that no changes are made to the operating conditions in the old piping, which has, after all, operated perfectly in terms of hygiene to date.

Improving hygiene with wall-mounted wash basin taps

For applications with more stringent hygiene requirements, wall-mounted wash basin taps are preferable for two reasons. This approach not only makes wash basins are easier to clean but also reduces the volume of drinking water from the wall disc to the outlet that could stagnate because no regulating angle valves and hoses are used.

Pressure flush technology – benefits for WCs

Pressure flush systems are particularly suited for use on high-traffic semi-public, public and commercial premises. Flush-on-demand is a key requirement of these usage scenarios. Flushing is accomplished by drawing directly from the supply line, using the existing flow pressure, and thereby doing away with any waiting periods for refilling.

SCHELLOMAT SILENT ECO, DN 20

Carrying out a flush for the purpose of cleaning the ceramics can be performed at any time by using continuous operation. The optional integration of a stagnation flush system, which triggers a flush operation automatically 24 hours after the last actuation of the fitting, prevents the stagnation of water and bacterial growth within the supply system.
SCHELL COMPACT II flush valves offer especially low-noise actuation and therefore meet the noise class I standard. With their minimal dimensions and form factors, SCHELL flush valves adapt to almost any kind of installation setting. Flush volumes of 3 to 9 l can be configured, depending on actuation type. Electronic actuation allows for convenient yet cost-effective 'water on demand' operation. Standard components as well as the self-cleaning cartridge technology offered by SCHELL flushing systems ensure reliable, low-maintenance operation.

Convenience and ergonomics

Convenience commonly describes something that is technically mature while offering a degree of comfort or even luxury. Sanitary fittings provide this kind of convenience in two key ways. Firstly by the ease of installation, commissioning and maintenance for the building operator, and secondly by the level of comfort offered to system users. Contact-free, on-demand water control systems provide convenience to the user while achieving water savings of up to 62 percent. Low installation heights and a choice of several outlet lengths also offer true practical value. Universal electronic modules, with selectable flush programs and a stagnation flush as offered by electronic fittings from SCHELL, leave nothing to be desired in terms of convenience. Compliance with the selected draw-off temperature is reliably ensured by thermostatic elements.
From applications as diverse as an adjustable stagnation flush for urinals to avoid the build-up of odours to a start/stop function for showers, SCHELL products offer users the level of convenience that they would expect from a technically sophisticated, 'Made in Germany' product.
Ergonomically shaped temperature selector handles and a specially shaped tap lever for hospital use can be found in the VITUS program. This broad-based product line offers the right solution for any type of fit-out or application.

Anti-scalding protection for especially vulnerable users

The German DIN EN 806-2 standard addresses anti-scalding protection as follows:
Avoidance of scald injuries

- Heated drinking water systems must be designed to minimise any risk of scalding.
- At tapping points where draw-off temperatures are particularly critical – such as in hospitals, nursery schools, nursing homes, etc. – thermostatic mixing valves or mixing taps with an upper temperature limit must be employed to prevent the risk of scalding. A maximum temperature of 43 °C is recommended.

Thermostatic mixing valves with temperature limitation must comply with DIN EN 1111 and DVGW W 574. In a situation where the cold water line fails, the hot water line must close automatically within 3 seconds. This is guaranteed by SCHELL thermostat fittings and the angle valve thermostat – which can also be retrofitted. The SCHELL angle valve thermostat is protected from unintentional readjustment by a cap.

- For shower installations, etc. in kindergartens and nursing homes, steps should be taken to ensure that the temperature cannot exceed 38 °C.

XERIS E-T, HD-M mid.

Simple to install and maintenance-friendly

Alongside simple installation, keeping things easy to maintain afterwards is a key factor for cost-effective operations. Operational safety and frequency of servicing are especially important in the public sector. This means that controls should be easily accessible by the user while technical systems are kept safely out of reach. The integration of pre-filters and backflow preventers keeps service cycles to a minimum. The all-metal design of the fitting housing and the systematic use of materials that meet drinking water standards also works to minimise wear and tear. The modular approach taken to functional components reduces the number of spare parts required. SCHELL offers a comprehensive range of spare parts, so as to ensure that parts can always be supplied as needed.

Showers:

All products, from exposed shower fittings in the form of a shower panel to concealed showers, are designed to allow installation and servicing to be carried out by someone working alone.
This saves on installation and operating costs.
The water paths provide an ample amount of space to permit service activities to be completed without any problems. Integrated isolating valves, pre-filters and backflow preventers protect the functional components and facilitate servicing. A comprehensive range of spare parts ensures that parts can always be supplied as needed.

Wash basin taps::

All of the functional parts of the wash basin taps are integrated into the fitting body. With electronic taps, the battery compartment is located in a part of the wash basin or tap not visible to the user, so as to make servicing work easier.

Self-closing 'SC' taps feature an innovative plastic cartridge system that makes SCHELL fittings very reliable while minimising maintenance cycles.

Optimum hygiene with solenoid valves from SCHELL

SCHELL's solenoid valves have proven themselves in millions of products across a broad spectrum of water qualities according to the EU Drinking Water Directive – and also in terms of hygiene. Sturdy and reliable, these valves can also be protected by SCHELL's proven filter angle valves if the drinking water contains unusually high levels of solids such as sand. The filters are easy to clean once the angle valve has been shut off.

What are the technical standards for a drinking water installation?

"Installations for the distribution of drinking water must be planned, built and operated at least according to the generally recognised codes of practice." (German Drinking Water Ordinance, s. 17.) In this case, proper operation ('specified normal operation') means ensuring a complete exchange of water at all tapping points at intervals of no less than 3 or 7 days (VDI 6023/DIN EN 806-5).

Do other rules apply to older installations that do not reflect modern codes of practice?

As quoted above, German legislation requires drinking water installations to meet generally recognised codes of practice as a minimum. Since these rules are frequently updated, however, this gives rise to questions about 'grandfathering in' older installations (which may also be over-dimensioned). This is indeed possible if the installation complies with the current Ordinance: if not, renovations will be unavoidable.

Responsibilities of drinking water installation operators

Under German law, operators of drinking water installations must ensure that the drinking water does not pose a risk to user health (Ordinance, s. 4). However, this cannot be achieved without regular water exchange and maintaining drinking water at the temperatures specified in the rules and regulations (cold water ≤25 °C, hot water ≥55 °C). Section 16(3) of the Ordinance also states that operators must take immediate action if they suspect the drinking water may no longer be standards-compliant.

Users and tenants are also responsible for water quality

Recent research has shown that, even if the drinking water in the building mains is optimal from a microbiological perspective, it can still become 'spoiled' as it travels the last few feet to the tapping point. This occurs as a result of inadequate water exchange at the tapping points, which is often caused by attempts to save water. In this case, operators are advised to provide users/tenants with written advice about the necessity of ensuring regular water exchanges.

Certification marks

SCHELL's products not only offer sustainable solutions for public, semi-public and commercial sanitary facilities but are also fully certified. From angle valves to sensor-controlled outlet taps, all products complete type testing conducted by an accredited and independent testing body. As a general rule, only parts and equipment that comply with recognised industry best practice can be used in a drinking water installation. Devices that bear the DIN DVGW test mark meet all of these requirements in full. Country-specific requirements, such as the KIWA product certification in Netherlands or Belgaqua, the test mark for Belgium, are always based on the conditions applicable in the respective country. Accordingly, compliance with international standards and regulations in other countries is just as important as meeting German requirements (2001 German Drinking Water Ordinance, DIN 50930 Part 6, DIN EN 1717, DVGW W 270 or KTW). Certification to a wide range of international standards ensures the successful sale of SCHELL products in Europe and the wider world.

How SCHELL helps you to boost the ecological and economic benefits of a property. DGNB. LEED. BREEAM

As resources continue to grow scarcer, sustainability is becoming an increasingly important topic. Not least because building construction and operations accounts for nearly 40 percent of global primary energy consumption. Three major systems – DGNB, LEED and BREEAM – have been successfully developed as international classification systems for sustainable buildings and are now seen as significant for the German domestic market. These systems, which provide an overall assessment of the building during both construction and usage, are applicable to new buildings as well as to renovations and the upkeep of existing properties.
The careful handling of resources and significant reductions to primary energy requirements represented by certification to the DGNB, LEED or BREEAM standards offer clear advantages:

- Certified buildings are characterised by their high market value
- Certified buildings command higher rents
- Certified buildings attract higher sale prices

A thought leader in sustainability.

If, like SCHELL, you have a water reservoir right outside your factory gates, then environmental responsibility comes naturally to your business. We therefore view it as our duty to develop solutions with a major focus on sustainability. Not least because sustainability is now the major challenge facing contemporary and future generations. Read the SCHELL HAUTnah blog at www.schell.eu to find out more.

BETTER savings with efficient fittings

Independent studies have shown that around 80 percent of a building's total lifecycle costs can be attributed to building operation and upkeep. This is where spending on fittings that save water and energy offers a short return on investment. Expenditure on maintenance and servicing costs also has an important role to play.

SCHELL enjoys an enviable reputation as a pioneer in sustainable fittings. Water use can be cut by up to 60 percent just by switching to our products. Hygiene also plays a vital role in relation to sustainability – especially in public sanitary facilities. SCHELL offers a wide range of intelligent solutions here, including contact-free wash basin and kitchen taps, and WC or urinal fittings.

Eco-awareness in the enterprise

At SCHELL, sustainability is about much more than our products. All of our production work is handled by our two plants in Germany's Sauerland region, for example. This cuts the costs of logistics while also avoiding unnecessary environmental pollution – something as essential to our business as protecting resources when sourcing materials. We are committed to applying the cradle-to-cradle approach across the entire lifecycle of our products. From the design to product development, product usage and recycling, SCHELL therefore makes every effort to pursue the goal of a potentially infinite closed-loop economy. Raw materials and products are recycled and reused – like the brass turnings and swarf from our manufacturing processes, for example, which are collected and returned to the brass producer.

Drinking water for the future – worldwide

SCHELL has also joined forces with other leading manufacturers in the quality sanitary equipment sector to form the Blue Responsibility initiative. The Blue Responsibility initiative focuses on ensuring sustainable drinking water supplies for the future. As an initiative member, SCHELL commits its expertise to ensuring the responsible handling of natural resources worldwide.
SCHELL has produced a special brochure (95 380 00 99) with full details of our work in sustainability.

Generally

- Genral
  Sales, Delivery and Payment Conditions
- Manufacturer Warranty

General Sales, Delivery and Payment Conditions of SCHELL GmbH & Co. KG

I. Standard Conditions, Conclusion of Contract

1. For all quotations, deliveries, and payments the following conditions exclusively apply. Conflicting business and/or purchasing conditions have no validity, even if we do not expressly contradict them. With the placing of an order and/or the receipt of delivery the purchaser recognizes our conditions.
2. The order is obligatory for us with our written endorsement or with the beginning of execution of the order. All agreements met between us and the purchaser in regard to execution of the present contract, are put into writing in the present contract.
3. We can refuse the execution of given orders without declaration of reasons.

II. Quotation, Cost Estimate, Prices, Price Adjustment Provision

1. Our quotations as well as the prices and delivery availabilities indicated in our catalogs, printed matter, letters etc. are subject to confirmation; cost estimations are non-binding.
2. All orders will only be accepted based on the valid prices at the time of the order. Our prices are to be understood in EUROs, excluding customised special packaging, freight, tariff, plus the respective value added tax. With delivery of goods beyond EURO 500,00 the prices apply free of all charges from receiving station and/or German border.
3. With all orders - also with orders on call and successive delivery contracts - whose delivery according to contract or at the request of the purchaser takes place later than four months after the placement of the order, we are entitled to compute the applicable prices on the day of delivery.
4. For the smallest orders within the EU under a net invoice value of EURO 50,00, we compute a pro rated handling fee of EURO 5,00 for each small order. Orders for replacement parts are excluded from this rule. In non-EU states handling charges as well as the minimum order quantity conform to the shipping and administrative burdens for the respective country.

III. Shipment, Costs, Passing of Risk

1. Our deliveries take place principally from the Olpe facility at the purchaser's risk. With customer pick-ups the risk passes over to the customer when the goods leave the warehouse. We are not liable - also not with freight-paid delivery - for damages or losses during transport. If nothing else is agreed upon, we decide on the type of packaging and the shipping.
2. If delivery is delayed because of conditions that we do not have to assume responsibility for, the risk passes over to the purchaser from the day that the purchaser has communicated himself ready to take delivery.

IV. Change of Delivery Item

We reserve the right to construction and form changes as well as changes to the scope of the delivery as long as the goods are not significantly changed and the change is reasonable for the customer. The compliance of measurements, weights, and depictions is nonbinding for us.

V. Payment Conditions and Consequences for Non-compliance, Set-off

1. Within the EU our bills are payable postage and expense-free within 30 days of admittance of our bill or equivalent itemisation of an amount receivable, at the latest, however, 30 days after maturity and receipt of return service. Afterwards we calculate annual interest at a level of 8 %- points (with private consumers 5 %) above the respective basic interest rate. With payments within 14 days of the date of invoice the purchaser is entitled to deduct 2 % cash discount, with payments within 8 days of the date of invoice, 3 % cash discount, provided that all previous payments have been paid. In non-EU states the individual agreements met with the respective customer apply.
2. We accept changes and checks only against fulfillment of a debt, changes only according to a special agreement. The payment applies first after redemption of the changes or checks as performed. Discount and charges are borne by the purchaser. Independent of the duration of changes taken or granted extensions, our demands become immediately due if the purchaser does not abide by the payment conditions or circumstances become known that place his credit worthiness in doubt. In such a case we are further entitled to only carry out de liveries against payment in advance or by way of surety bond or to withdraw after appropriate respite from the contract and/or to require compensation.
3. Payments to our representative with a liberating effect may only take place if he is invested with an adequate power to collect and the power to collect is confirmed to the purchaser by us in writing.
4. In the face of our conditions the purchaser can only set off with indisputable or established, legally-valid counterclaims.

VI. Terms of Delivery and Liability Regulations, Obligation of Acceptance, Returns

1. The delivery time begins as soon as all details of performance, especially the technical questions, are clarified and both parties agree about all conditions of the affair. The delivery date is adhered to, if the article of sale had left our factory prior to its expiration, or readiness for shipment was communicated to the purchaser. Adherence to the delivery date presupposes the fulfillment of the contractual obligations of the purchaser, especially the agreed-upon payment conditions.
2. Delivery time information takes place according to our best knowledge, is approximately binding, and can diverge from the actual delivery.
3. If our delivery takes place neither by the due date nor within an additional period established from us to the purchaser for specified reasons, the purchaser is entitled to withdraw in respect to the appointed delivery.
4. For claims for damages because of belated fulfillment or nonfulfillment instead of performance the following applies: If in the attempt to deliver we are, in terms of which only our simple neglegance meets, the claim of the purchaser to compensation of damages due to delay, proven by him, is limited to the amount 0,5 % for every full week of delay up to a total amount of 5 % of the value of the bill affected from the delay of the order. If the purchaser can demand compensation for damages instead of performance, we adhere to the purchase of a private consumer (§ 13 BGB) with an injury from the primary obligations of the contract - these obligations are those that, if violated, put the actual purpose of the contract at risk, and the fulfilment of complied with - including in the event of ordinary negligence for damage compensation, however any claims for compensation are limited to the foreseeable damage at the time of contract conclusion.
5. Higher power or circumstances for which we are not responsible (e.g. interruption of operations or strike) and the resulting hindrance of performance of the contract in regard to the deadline entitle us to reasonably postpone the fulfillment of assumed obligations or, if performance thereby becomes impossible for us, to withdraw entirely or in part from the contract. The same applies if materials were required by us from our suppliers for the completion of the order, and the materials ordered out from us, for reasons for which we are not responsible, were not received in time. A condition of the withdrawal is that we inform the purchaser immediately of the unavailability and refund eventual return services of the purchaser immediately. Claims of damages in any form are precluded.
6. Teillieferungen sowie Mehr- oder Minderlieferungen sind grundsätzlich zulässig, es sei denn, dass dies vom Kunden ausdrücklich als nicht zulässig im Auftrag schriftlich niedergeschrieben worden ist.
6. Partial deliveries as well as excess or short deliveries are principally allowable, unless this is expressly written down in the order by the customer as not allowable.
7. Partial deliveries as well as surplus or reduced deliveries are permissible in principle, unless this is expressly noted by the customer as not permissible in the order in text form (§ 126 b BGB).
8. Blanket and make-and-hold orders must be called within 8 months, whereby the delivery time may not exceed three months. With noncompliance of these terms by the purchaser the right pertains to us to either cancel the order and demand compensation because of noncompliance or to bring and calculate the back-ordered goods for shipment.
9. Returns of goods or the cancellation of orders require our written agreement. For all returns of goods - they take place principally at the risk of the sender - we deduct from the conferred credit memo min. 20 % of the net value of the goods for handling charges. Special designs and goods that are no longer contained in our delivery program will not be taken back.

VII. Notices of Defects, Claims of Defects, Liability Regulations

1. Without prejudice those with a mutual commercial transaction composing continuing examination obligations and obligations to give notice of defects (§ 377 HGB), the purchaser has to examine the delivered goods for visible defects and to notify us in writing of complaints because of such visible defects - that applies also for incomplete or incorrect deliveries - within 5 working days of receiving the goods and with such defects that first become visible at a later time, within 5 working days of recognation by the purchchaser in text form (§ 126 b BGB); otherwise the goods are considered, in view of the visible defect, as approved and the purchaser can insofar exercise no further rights against us. That does not apply with a direct purchase by a private consumer.
2. With entitled notices of defects we are obligated to the cost-free amendment of the delivered goods and/or, according to our choice, to the replacement delivery. With purchases by a private consumer, unless direct or by subcontractor in the delivery chain, the consumer and/or the subcontractor is entitled to the right to choose. If the amendment or replacement delivery fails in spite of two attempts or we refuse this unwarrantedly or we delay this unreasonably, the purchaser is entitled to reduction of the payment, or if there is not a construction capacity article of the warranty for defects, according to his choice, to demand cancellation of the contract.
3. For claims of damages subject to the regulation in VII the following applies: With purchase by a private consumer, unless direct or by subcontractor in the delivery chain, we are liable for an injury from the primary obligations of the contract, also with simple neglegance, to compensation for damages instead of performance, however eventual claims to the compensation are limited to foreseeable damages at the time of the conclusion of contract, as long as the defect is not secretly fraudulent or a guarantee for the properties and conditions of the thing have been assumed. Subject to the provision in Clause VIII the following applies to claims for damages: In the event of breaches of essential contractual duties even due to ordinary negligence we assume liability for damages instead of performance, however, the possible claims for compensation are limited to the damages that are foreseeable at the time of the conclusion of the Agreement, unless we have maliciously concealed the defect or we have issued a guarantee regarding the quality of the object.
4. Defective claims do not exist if the error is to be returned due to an injury from operation, maintenance and installation specifications, improper or inappropriate use, erronious or careless handling by the purchaser, or natural wear, as well as interventions carried out by the purchaser or third parties to the article of sale. The same applies if SCHELL products are incorrectly assembled, are carelessly handled or handled beyond the scope of usual, or disfunctions lead back to inappropriate equipment, replacement of parts, chemical, electrochemical, or electrical effects. Claims of defects also do not exist if our installation instructions and other technical documentation, which were made accessible to the customer at the time of delivery, were not always precisely followed in whichever way the instructions and recommendations contained within had specified.

5. Only in urgent cases of danger of operational safety, of which we are to be immediately informed, or if we are advised in delay of the removal of the defects, the purchaser has the right to personally remove or to allow a third party to do so and to request from us appropriate compensation for the costs borne by him.

VIII. Other Liability (Limits and Exceptions)

1. Aside from the preceding regulated delay and defect claims we meet the obligation, unless a damage is based on an ordinary or grossly negligent breach of duty on our part or on an intentional or grossly negligent breach or duty by our legal representative all fulfilment subsidiaries, or it concerns damages from an injury to the life, the body, the health, that is based on a negligent breach of duty on our side or on the part of our legal representative or fulfilment subsidiary, or it concerns damages that usually and typically are excluded by a liability insurance of us for appropriate insurable conditions. That applies especially for claims of damages from debts before or with contract conclusion, injury from collateral duty and claims from illegal acts.
2. Claims according to the product liability law and from it remain unaffected by a guarantee.

IX. Proprietary Rights

Deliveries take place according to the design or special designations of the purchaser, who carries responsibility for the successes and that the proprietary rights of third parties are not injured.

X. Retention of Title

1. We reserve the right of possession of the article of sale (reserved goods), until all of our demands on the purchaser from the business agreement have been settled, excluding the conditions arising in the future, also from simultaneously or later concluded contracts. With running invoices the reserved possession and all rights as collateral for our entire balance condition apply together with interest and costs. With garnishments or other third party interventions the purchaser has to notify us immediately.
2. The purchaser is entitled to process and resell the article of sale in the orderly business routine. This power ends if the purchaser comes into delay of payment, further, with the surrender of payment by the purchaser, or if the opening of composition or insolvency procedure of his assets is requested. He is obligated to resell the conditional item only under retention of title and thereby to ensure that the demands from the resale in accordance with 5 and 6 pass over to us. As far as resale applies, the use of the reserved goods for fulfillment of factory and factory consignment contracts also applies. He is not entitled to other provisions regarding the reserved goods, especially for pledging or security. A transfer of the demands from the passing on of our reserved goods is illegal, unless it deals with a transfer in the way of legitimate factoring of which we are notified and with which the value of the receipts of the factoring exceeds our secured demands. With the credit note of the factoring receipts our demand becomes immediately due.
3. Through processing and handling of the reserved goods the purchaser does not acquire the title to the new item in accordance with § 950 BGB. The handling or reshuffle is made for us, without obligating us. The processed and handled goods count as reserved goods.
4. With handling, consolidation and amalgamation of the reserved goods with other goods we reserve the co-ownership of the new item to the ratio of the invoice value of the reserved goods to the invoice value of the other goods used. If our ownership expires through consolidation, amalgamation, or handling, the purchaser immediately confers to us the entitlement of ownership and expectancy rights of the new asset or of the item in the amount of the invoice value of the reserved goods. In cases of the conversion of the amount of the invoice value of the reserved goods to the invoice value of other used goods, they are held in safekeeping for us. Our rights of co-ownership apply to the reserved goods.
5. The demands of the purchaser from the resell of the reserved goods are to be immediately surrendered to us. They serve in the same amount of security as the reserved goods.
6. If the reserved goods together with other goods are resold by the purchaser, the demand from the resale in the amount of the invoice value of the reserved goods to the other goods is surrendered to us. With the resale of goods, to which we have co-ownership rights in accordance with 4, our co-ownership interest in the proportionate part of the demand is due to us.
7. At our request the purchaser is obligated to give us an exact statement of his demands with name and address of the purchaser, to give the assignation of his known purchaser, and to confer to us all necessary information for assertion of the ceded demands. The purchaser reauthorises us, as long as he is in delay of payment or his pecuniary circumstances worsen, to contact the purchaser from the transfer and to collect the demands ourselves. We can require an examination of the condition of the ceded demands by our representatives by means of the purchaser's accounting. The purchaser has to pass a statement over to us regarding the reserved goods still in existence.
8. If this the value of the existing collateral exceeds the secured demands altogether by more than 15 %, we are obligated to the requests of the purchaser as far as the release of collateral according to our choice. As value of the collateral applies with simple and downstream-processed retention of ownership, to which the purchaser refers the goods with us, and with the prolonged retention of ownership of the invoice value, to which the purchaser resells our goods.
9. With changes, checks etc., the payment applies first according to secured redemption by the purchaser as contributed. We only take checks in payment of a debt. Payments that take place against relinquishment of a change issued by us first count as performed when the check and/or change recourse is precluded to us. Irrespective of our further security rights the acknowledged collateral remains with us until this time is reached.
10. Because of the retention of ownership we can reclaim the article of sale if we are withdrawn from the contract. For withdrawal we are entitled without regard to the further requirements of § 323 BGB from the time in which the purchaser finds himself with the payment to us entirely or partially in debtor's delay, it requires no further setting of deadlines in particular for the exercise of a withdrawal on our part. The same applies with the surrender of payment of the purchaser or if beyond his assets the opening of a composition or insolvency procedure is requested. All arising costs resulting from repossession of the delivery item are borne by the purchaser. We are entitled to freely utilise the revoked delivery item.

XI. Place of Fulfillment, Legal Domicile, Applicable Right

1. The place of fulfillment is the place of our delivery facility.
2. For contracts with buyers, legal entities of public law, or public legal fund assets all disputes are to be decided in the courts relevant for our company headquarters. We are also entitled to dispute before the courts situated with our respective contracting parties.
3. For all deliveries and performances, German law applies with the exception of the UN-Convention on Contracts for the Sale of International Goods. The contract language is German. If the contracting parties should avail themselves to another language, the German wording has precedence.

XII. Export Agreement

It is considered agreed-upon that the related goods from SCHELL remain exclusively in the European Union. An export from the territory of the European Union requires the expressed agreement from SCHELL. In each case of resale by the purchaser, he is responsible for the adherence in the territory of the European Union, or in respective export countries, to the applicable safety measures for water and/or gas equipment.

XIII. Traceability

If the Purchaser forwards the goods supplied by SCHELL to third-parties it shall be obliged to maintain corresponding records in order that, for the duration of the applicable retention periods for business documentation as stipulated by commercial law provisions (HGB) and by tax law (AO), the Purchaser can immediately provide information on the location of the goods. The Purchaser shall impose the corresponding obligations if its own customers forward the goods onwards and if the goods forwarded by the Purchaser do not remain with it (end customer) as intended.

If, for example, in the event of a recall campaign triggered by SCHELL, the Purchaser is culpably unable to provide information on the further whereabouts of the supplied goods, the Purchaser shall be under the obligation to compensate SCHELL or to indemnify SCHELL in relation to such damage to third parties for any damages caused thereby and or consequential damages to persons or property for which SCHELL is liable in relation to third parties.

XIV. Export control clause

1. 1. Fulfilment of the contract relating to those delivery parts which are recorded by state export regulations, shall be subject to there being no obstructions due to German, US-American or other applicable national, EU or international regulations of foreign trade law, nor any embargos or other sanctions that oppose it. The Purchaser shall commit to SCHELL, in the event of the resale, export or shipment abroad of the goods supplied by SCHELL, that all relevant and applicable local and international regulations – specifically also for money laundering prevention – shall be observed and that any requisite approvals shall be obtained. The Purchaser shall acknowledge that it is its sole responsibility to comply with these laws and regulations. The Purchaser must prove this to SCHELL in the event of the existence of a legitimate interest and in justified suspected cases regarding an infringement of the above obligations through a corresponding provision of information and in particular the provision of information regarding the data of the Purchaser's customer to whom the goods supplied by SCHELL have been resold, at the requisite scope to ensure the traceability of compliance with the preceding obligations of the Purchaser.
2. The Purchaser shall commit to produce all the information and documentation that is required for the export or shipment. The Purchaser shall immediately on request transfer to SCHELL all information about final recipients end-use and intended purpose of the goods to be delivered by SCHELL as well as any related export control restrictions. Delays due to export checks or approval procedures shall override deadlines or delivery times.
3. SCHELL shall be entitled to cancel the contract, in full or in part, without notice if the cancellation on the part of SCHELL is required due to compliance with national or international legal regulations.
4. In the event of a cancellation pursuant to Clause 3, the assertion of compensation claims or other claims by the Purchaser due to the cancellation shall be excluded unless these claims are based on intent or gross negligence on the part of SCHELL.
5. 1. In the event of an infringement of legal export-control obligations by the Purchaser, it shall immediately exempt SCHELL in full from all claims which au

thorities and/or other third parties assert against SCHELL and it shall reimburse all damages which authorities and/or third parties assert against SCHELL. This shall not apply if the Purchaser is not responsible for the infringements. This does not constitute a reversal of the burden of proof.

6. Should approvals not be granted or if other delivery restrictions exist, then the corresponding offer from SCHELL shall become invalid and a contract relating to this matter or these goods shall not be concluded. Any compensation claim associated with the rejection or delay of approval issuances or other export restrictions shall be excluded, unless this is based on intent or gross negligence on the part of SCHELL.

XV. Safeguarding Clause

If regulations of these conditions and/or the further agreements should be or become ineffective, then the validity of the contract remains unaffected in all other respects. The contracting parties are obligated to replace the ineffective condition by a regulation of equal economic achievement, if possible.

Status: October 2021

Depictions, measurements, and weights as well as descriptions are non-binding and are subject to technical improvement and change.

Reprinting and photo-mechanical reproduction, also in extracts, require our expressed permission.

The SCHELL Sales and Delivery Conditions are valid.

Manufacturer Warranty

As at: January 2015
Valid from 1 January 2015

The SCHELL Manufacturer Warranty

SCHELL provides this manufacturer warranty to consumers for SCHELL products, in addition to the statutory warranty to which consumers are entitled from their vendor. It shall apply without prejudice to mandatory statutory liability provisions, such as under the German Product Liability Act, in cases of intent and gross negligence, due to injury to life, body or health by SCHELL or its vicarious agents.

For the purposes of this manufacturer warranty, "consumer" means any natural person who is the owner of the product on the basis of a contract of sale or a contract for work and services and who has not acquired the product with a view to reselling it to or installing it with third parties in the course of his or her commercial or independent professional activity. "First customer" means the consumer who first acquired the product from SCHELL, a dealer or any other natural or legal person who resells or installs the product in the course of their commercial or independent professional activity.

Warranty Services

SCHELL warrants to consumers in accordance with the following provisions that products marketed by SCHELL under the SCHELL brand name after 1 January 2015 shall be free from defects in material, workmanship or design for a period of five years from the date of acquisition of ownership by the consumer as the first customer, but for a maximum period of seven years from the date of manufacture of such products. The assessment of whether a product is defective is based on the generally acknowledged standards of technology at the time the product was manufactured.

SCHELL shall decide whether the product shall be repaired or replaced, or to refund the consumer the purchase price.

The repair or replacement with a new product shall be carried out at SCHELL's discretion by a qualified specialist. The service under this warranty consists of the free delivery or repair of a new product of the same kind, quality and/or type. If the defective product is no longer manufactured at the time of the warranty claim, SCHELL shall be entitled to deliver an equivalent product. After replacement, the defective products shall become the property of SCHELL. The costs for any posting and return delivery of the product shall be borne by SCHELL.

Other claims of the consumer against SCHELL, in particular claims for damages that may have been caused by the defective SCHELL product, are not covered by this manufacturer warranty.

Warranty Period

The SCHELL manufacturer warranty is valid for a period of five years from the date of the consumer's acquisition of ownership of the product as the first customer.

The consumer must verify that the warranty period has not yet expired.

The warranty period shall not be extended by repair measures authorised by SCHELL or by the replacement of the product or individual parts, nor shall it begin anew. This shall also apply if these warranty conditions are enclosed with the new product.

Warranty Conditions

The prerequisite for the warranty claim is the presentation of the original invoice with date – for a purchase contract – of the transfer and/or – for a contract for works and services – of the installation of the product, which must clearly show the name and address of the vendor and the place of purchase or work (installation). Claims under this warranty shall continue to apply only if the product has been properly installed, fitted and operated. The installation and operating manual issued by SCHELL must be observed. A further prerequisite is that the installation is carried out in accordance with the relevant applicable statutory provisions (Section 12(4) of the German Ordinance on General Conditions for the Supply of Water (AVB-WasserV) and Section 17(1) of the German Drinking Water Ordinance (TrinkwV). Furthermore, when the product is installed, the general installation conditions, the technical product information and the technical data sheets provided by SCHELL are to be observed as well as the generally acknowledged standards of technology.
In order to make use of the SCHELL manufacturer warranty, the product must also be properly cleaned and maintained according to the SCHELL care instructions and operated in accordance with the operating manual.
The technical product information, technical data sheets, as well as the SCHELL care instructions are included in the sales packaging or are available for download on the SCHELL website at www.schell.eu.
The end customer may only make use of warranty services if a fault is reported before claiming warranty services, provided that such reporting is not unreasonable in individual cases. The first contact person for the report within the framework of the SCHELL manufacturer warranty is usually the specialist from whom the end customer procured the product, otherwise, one

of the customer service points authorised by SCHELL, or SCHELL itself.

The report must be made within a reasonable period after discovering the fault, but in any case before the warranty period expires.

Exclusion of Warranty

Any claim under the warranty shall be excluded in particular

- if the installation, care, maintenance or repair of the product has not been professionally carried out;
- if normal wear and tear of the products can be ascertained;
- if the fault is due to operating errors or incorrect handling of the product;
- if the fault occurs due to no or incorrect maintenance;
- If spare parts other than original parts from SCHELL have been used for a repair or maintenance of the product;
- if the fault has been caused by the transportation, installation or test operation of the product;
- if damage is caused by force majeure or natural catastrophes, in particular flooding or fires;
- if the surface has been scratched;
- if the product is an exhibition or display product;
- if consumable material (such as filter, aerator or batteries) or expendable material (such as seals or hoses) is affected;
- if the fault has been caused by fragile parts breaking (for example, glass or bulbs);
- if the fault occurs due to aggressive environmental influences (such as chemicals or cleaning agents), lime deposits, dirt ingress or malfunctions due to ice and/or lime;
- if the fault is caused by ambient situations (for example, overpressure or vacuum on the line, overvoltage or undervoltage in the line);
- if there are minor deviations which have no influence on the utility value of the product;
- if the fault is due to intentional or negligent damage to the product by the consumer or a third party, or
- if the installation site is in countries where the SCHELL Group does not have its own sales company or sales partner.

SCHELL will check each individual case to see whether the conditions of the warranty and any reasons for exclusion apply.
If warranty claims are asserted and it is established during the inspection of the product by SCHELL that there was no fault or that the warranty claim does not apply for one of the above reasons, SCHELL shall be entitled to charge a service fee of [EUR 10 plus VAT]. If the customer proves that under the circumstances he or she was unable to establish that the warranty claim did not exist, the service fee shall not apply.

Statutory Rights

The statutory rights to which the consumer is entitled in the event of a defective and/or faulty SCHELL product in addition to the rights under this warranty (e.g. rights under warranty in accordance with Section 437 of the German Civil Code (BGB) – subsequent performance, reduction, withdrawal and/or compensation, claims under the Product Liability Act and/or tort as set out by f Sections 823 ff BGB, etc.) are not limited by this warranty. This warranty also does not affect any rights and claims the consumer may have against the vendor and/or contractor from whom the first customer procured the product.

Final Provisions

This warranty is valid to the extent and under the prerequisites stated above.

This warranty is subject to the law of the Federal Republic of Germany to the exclusion of the UN Convention on Contracts for the International Sale of Goods (CISG) of 11/04/1980.

SCHELL GmbH & Co. KG
Raiffeisenstraße 31
57462 Olpe, Germany
Germany
Phone +49 (0)2761 892-0
Fax +49 (0)2761 892 199
info@schell.eu
www.schell.eu

95 009 00 99/1 05/22 D



SCHELL GmbH & Co. KG
Raiffeisenstraße 31
57462 Olpe
Germany
Telefon +49 2761 892-0
Telefax +49 2761 892-199
info@schell.eu
www.schell.eu

SCHELL

Klimaneutral
Druckprodukt
ClimatePartner.com/11798-2201-1012